

UNITED STATES
SECURITIES AND EXCHANGE COMMISSION
Washington, D.C. 20549

FORM 40-F

(Check One)

- Registration statement pursuant to Section 12 of the Securities Exchange Act of 1934
or
 Annual report pursuant to Section 13(a) or 15(d) of the Securities Exchange Act of 1934

For the fiscal year ended December 31, 2023

Commission file number **1-35563**

PEMBINA PIPELINE CORPORATION

(Exact name of registrant as specified in its charter)

Alberta, Canada	4612	None
(Province or other jurisdiction of incorporation or organization)	(Primary Standard Industrial Classification Code Number (if applicable))	(I.R.S. Employer Identification Number (if Applicable))

**Suite 4000, 585 – 8th Avenue S.W., Calgary, Alberta, Canada T2P 1G1
(403) 231-7500**

(Address and Telephone Number of Registrant's Principal Executive Offices)

**DL Services Inc., Columbia Center, 701 Fifth Avenue, Suite 6100, Seattle, Washington 98104-7043
(206) 903-8800**

(Name, Address (Including Zip Code) and Telephone Number
(Including Area Code) of Agent For Service in the United States)

Securities registered or to be registered pursuant to Section 12(b) of the Act.

<u>Title of each class</u>	<u>Trading Symbol</u>	<u>Name of each exchange on which registered</u>
Common Shares	PBA	New York Stock Exchange

Securities registered or to be registered pursuant to Section 12(g) of the Act. **None**

Securities for which there is a reporting obligation pursuant to Section 15(d) of the Act. **None**

For annual reports, indicate by check mark the information filed with this Form:

Annual Information Form Audited Annual Financial Statements

Auditor Name: KPMG LLP Auditor Location: Calgary, Canada Auditor Firm ID: 85

Indicate the number of outstanding shares of each of the issuer's classes of capital or common stock as of the close of the period covered by the annual report: 549,396,694.

Indicate by check mark whether the registrant: (1) has filed all reports required to be filed by Section 13 or 15(d) of the Exchange Act during the preceding 12 months (or for such shorter period that the registrant was required to file such reports); and (2) has been subject to such filing requirements for the past 90 days.

Yes [X] No ____

Indicate by check mark whether the registrant has submitted electronically every Interactive Data File required to be submitted pursuant to Rule 405 of Regulation S-T (s.232.405 of this chapter) during the preceding 12 months (or for such shorter period that the Registrant was required to submit such files).

Yes [X] No ____

Indicate by check mark whether the registrant is an emerging growth company as defined in Rule 12b-2 of the Exchange Act.

Emerging growth company

If an emerging growth company that prepares its financial statements in accordance with U.S. GAAP, indicate by check mark if the registrant has elected not to use the extended transition period for complying with any new or revised financial accounting standards provided pursuant to Section 13(a) of the Exchange Act.

Indicate by check mark whether the registrant has filed a report on and attestation to its management's assessment of the effectiveness of its internal control over financial reporting under Section 404(b) of the Sarbanes-Oxley Act (15 U.S.C. 7262(b)) by the registered public accounting firm that prepared or issued its audit report.

If securities are registered pursuant to Section 12(b) of the Act, indicate by check mark whether the financial statements of the registrant included in the filing reflect the correction of an error to previously issued financial statements.

Indicate by check mark whether any of those error corrections are restatements that required a recovery analysis of incentive-based compensation received by any of the registrant's executive officers during the relevant recovery period pursuant to §240.10D-1(b).

FORM 40-F

Principal Documents

The following documents, filed as Exhibits 99.1 and 99.2 to this Annual Report on Form 40-F of Pembina Pipeline Corporation ("Pembina"), are hereby incorporated by reference into this Annual Report on Form 40-F:

- (a) Annual Information Form for the fiscal year ended December 31, 2023; and
- (b) Management's Discussion and Analysis for the fiscal year ended December 31, 2023; and Audited Consolidated Financial Statements for the fiscal year ended December 31, 2023. Pembina's Audited Consolidated Financial Statements included in this Annual Report on Form 40-F have been prepared in accordance with International Financial Reporting Standards, as issued by the International Accounting Standards Board. Therefore, they are not comparable in all respects to financial statements of United States companies that are prepared in accordance with United States generally accepted accounting principles.

ADDITIONAL DISCLOSURE

Certifications and Disclosure Regarding Controls and Procedures.

- (a) Certifications. See Exhibits 99.3, 99.4, 99.5 and 99.6 to this Annual Report on Form 40-F.
- (b) Disclosure Controls and Procedures. As of the end of Pembina's fiscal year ended December 31, 2023, an evaluation of the effectiveness of Pembina's "disclosure controls and procedures" (as such term is defined in Rules 13a-15(e) and 15d-15(e) of the Securities Exchange Act of 1934, as amended (the "Exchange Act")) was carried out by Pembina's management, with the participation of its principal executive officer and principal financial officer. Based upon that evaluation, Pembina's principal executive officer and principal financial officer have concluded that as of the end of that fiscal year Pembina's disclosure controls and procedures are effective to ensure that information required to be disclosed by Pembina in reports that it files or submits under the Exchange Act is (i) recorded, processed, summarized and reported within the time periods specified in Securities and Exchange Commission (the "Commission") rules and forms and (ii) accumulated and communicated to Pembina's management, including its principal executive officer and principal financial officers, to allow timely decisions regarding required disclosure.

It should be noted that while Pembina's principal executive officer and principal financial officer believe that Pembina's disclosure controls and procedures provide a reasonable level of assurance that they are effective, they do not expect that Pembina's disclosure controls and procedures or internal control over financial reporting will prevent

all errors or fraud. A control system, no matter how well conceived or operated, can provide only reasonable, not absolute, assurance that the objectives of the control system are met.

- (c) Management's Annual Report on Internal Control Over Financial Reporting. The required disclosure is included in the "Management's Report" that accompanies Pembina's Consolidated Financial Statements for the fiscal year ended December 31, 2023, filed as Exhibit 99.2 to this Annual Report on Form 40-F.
- (d) Attestation Report of the Registered Public Accounting Firm. The required disclosure is included in the "Report of Independent Registered Public Accounting Firm" that accompanies Pembina's Consolidated Financial Statements for the fiscal year ended December 31, 2023, filed as Exhibit 99.2 to this Annual Report on Form 40-F.
- (e) Changes in Internal Control Over Financial Reporting. During the fiscal year ended December 31, 2023, no changes were made in Pembina's internal control over financial reporting that have materially affected or are reasonably likely to materially affect Pembina's internal control over financial reporting.

Notices Pursuant to Regulation BTR.

None.

Audit Committee Financial Expert.

Pembina's board of directors has determined that Gordon J. Kerr and Maureen Howe, members of Pembina's audit committee, each qualify as an "audit committee financial expert" (as such term is defined in Form 40-F) and are "independent" as that term is defined in the rules of the New York Stock Exchange.

Code of Ethics.

Pembina has adopted a Code of Ethics that meets the definition of a "code of ethics" set forth in Form 40-F, and that applies to principal executive officer, principal financial officer, principal accounting officer or controller, and persons performing similar functions.

On February 25, 2021, Pembina amended its Code of Ethics to confirm its commitment to operating its business in a way that respects the human, cultural and legal rights of all individuals and communities. In addition, on August 4, 2021, Pembina further amended its Code of Ethics to reflect ancillary changes to the Code of Ethics as a result of Pembina formalizing its Anti-Bribery Policy.

Since the date on which Pembina became subject to the reporting requirements of Section 13(a) or 15(d) of the Exchange Act, there have not been any other amendments to, or waivers, including implicit waivers, granted from, any provision of the Code of Ethics.

The Code of Ethics is available for viewing on Pembina's website at www.pembina.com and is available in print to any shareholder who requests it. Requests for copies of the Code of Ethics should be made by contacting: Investor Relations by phone at (855) 880-7404 or by e-mail at investor-relations@pembina.com.

If any amendment to the Code of Ethics is made, or if any waiver from the provisions thereof is granted, Pembina will disclose the information about such amendment or waiver required by Form 40-F to be disclosed, by posting such disclosure on Pembina's website, which may be accessed at www.pembina.com.

Principal Accountant Fees and Services.

The required disclosure is included under the heading "Audit Committee Information-External Auditor Service Fees" in Pembina's Annual Information Form for the fiscal year ended December 31, 2023, filed as Exhibit 99.1 to this Annual Report on Form 40-F.

Pre-Approval Policies and Procedures.

- (a) Pembina's full audit committee pre-approves all audit and non-services provided to Pembina by its external auditor, KPMG LLP. Also see "Audit Committee Information-Pre-Approval Policies and Procedures for Audit and Non-Audit

Services” in Pembina’s Annual Information Form for the fiscal year ended December 31, 2023, filed as Exhibit 99.1 to this Annual Report on Form 40-F.

- (b) Of the fees reported in Exhibit 99.1 to this Annual Report on Form 40-F under the heading “Audit Committee Information-External Auditor Service Fees”, none of the fees billed by KPMG LLP were approved by Pembina’s audit committee pursuant to the *de minimis* exception provided by Section (c)(7)(i)(C) of Rule 2-01 of Regulation S-X.

Off-Balance Sheet Arrangements.

Pembina does not have any off-balance sheet arrangements that have or are reasonably likely to have a current or future effect on its financial condition, changes in financial condition, revenues or expenses, results of operations, liquidity, capital expenditures or capital resources that is material to investors.

Tabular Disclosure of Contractual Obligations.

The required disclosure is included under the heading “Contractual Obligations” in Pembina’s Management’s Discussion and Analysis for the fiscal year ended December 31, 2023, filed as Exhibit 99.2 to this Annual Report on Form 40-F.

Identification of the Audit Committee.

Pembina has a separately-designated standing audit committee established in accordance with Section 3(a)(58)(A) of the Exchange Act. The members of the audit committee are: Maureen E. Howe, Gordon J. Kerr, Leslie O’Donoghue and Ana Dutra.

Mine Safety Disclosure.

Not applicable.

New York Stock Exchange Disclosure.

Presiding Director at Meetings of Non-Management Directors

Pembina schedules regular executive sessions in which Pembina’s “non-management directors” (as that term is defined in the rules of the New York Stock Exchange) meet without management participation. Mr. Henry Sykes serves as the presiding director (the “Presiding Director”) at such sessions. Each of Pembina’s non-management directors is “independent” within the meaning of the rules of the New York Stock Exchange.

Pembina also holds executive sessions at least once per year in which Pembina’s independent directors meet without participation from management or non-independent directors.

Communication with Non-Management Directors

Shareholders may send communications to Pembina’s non-management directors by writing to David M.B. LeGresley, Chair of the governance, nominating and corporate social responsibility committee of the board of directors, c/o Investor Relations, Pembina Pipeline Corporation, 4000, 585 – 8th Avenue S.W., Calgary, Alberta T2P 1G1. Communications will be referred to the Presiding Director for appropriate action. The status of all outstanding concerns addressed to the Presiding Director will be reported to the board of directors as appropriate.

Corporate Governance Guidelines

In accordance with Section 303A.09 of the NYSE Listed Company Manual, Pembina has adopted a set of corporate governance guidelines with respect to certain specified matters. Such guidelines are available for viewing on Pembina’s website at www.pembina.com.

Board Committee Mandates

The Charters of Pembina's audit committee, human resources, health and compensation committee, safety and environment committee and governance, nominating and corporate social responsibility committee are each available for viewing on Pembina's website at www.pembina.com.

NYSE Statement of Governance Differences

As a Canadian corporation listed on the NYSE, Pembina is not required to comply with most of the NYSE corporate governance standards, so long as it complies with Canadian corporate governance practices. In order to claim such an exemption, however, Pembina must disclose the significant difference between its corporate governance practices and those required to be followed by U.S. domestic companies under the NYSE's corporate governance standards. Pembina has included a description of such significant differences in corporate governance practices on its website, which may be accessed at www.pembina.com.

UNDERTAKING AND CONSENT TO SERVICE OF PROCESS

A. Undertaking.

Pembina undertakes to make available, in person or by telephone, representatives to respond to inquiries made by the Commission staff, and to furnish promptly, when requested to do so by the Commission staff, information relating to: the securities registered pursuant to Form 40-F; the securities in relation to which the obligation to file an annual report on Form 40-F arises; or transactions in said securities.

B. Consent to Service of Process.

Pembina has previously filed a Form F-X in connection with the class of securities in relation to which the obligation to file this report arises.

Any change to the name or address of the agent for service of process of Pembina shall be communicated promptly to the Commission by an amendment to the Form F-X referencing the file number of Pembina.

SIGNATURES

Pursuant to the requirements of the Exchange Act, the registrant certifies that it meets all of the requirements for filing on Form 40-F and has duly caused this annual report to be signed on its behalf by the undersigned, thereunto duly authorized, on February 22, 2024.

Pembina Pipeline Corporation

By: /s/ "J. Scott Burrows"

Name: J. Scott Burrows

Title: President and Chief Executive Officer

EXHIBIT INDEX

Exhibit	Description
99.1	<u>Annual Information Form for the fiscal year ended December 31, 2023</u>
99.2	<u>Management's Discussion and Analysis for the fiscal year ended December 31, 2023 and Audited Consolidated Financial Statements for the fiscal year ended December 31, 2023, prepared in accordance with International Financial Reporting Standards, as issued by the International Accounting Standards Board, and Attestation Reports of Independent Registered Accounting Firm</u>
99.3	<u>Certification of Chief Executive Officer pursuant to Rule 13a-14 or 15d-14 of the Securities Exchange Act of 1934</u>
99.4	<u>Certification of Chief Financial Officer pursuant to Rule 13a-14 or 15d-14 of the Securities Exchange Act of 1934</u>
99.5	<u>Certification of Chief Executive Officer pursuant to 18 U.S.C. Section 1350</u>
99.6	<u>Certification of Chief Financial Officer pursuant to 18 U.S.C. Section 1350</u>
99.7	<u>Clawback Policy</u>
99.8	<u>Consent of KPMG LLP</u>
101	Inline Interactive Data File
104	Cover Page Interactive Data File

REPORT TO SHAREHOLDERS

Year ended December 31, 2023



MANAGEMENT'S DISCUSSION AND ANALYSIS

Table of Contents

1. About Pembina	2
2. Financial & Operating Overview	4
3. Segment Results	8
4. Liquidity & Capital Resources	22
5. Share Capital	26
6. Capital Expenditures	29
7. Selected Quarterly Information	30
8. Selected Equity Accounted Investee Information	33
9. Related Party Transactions	35
10. Accounting Policies & Estimates	36
11. Risk Factors	38
12. Non-GAAP & Other Financial Measures	63
13. Other	67
14. Abbreviations	71
15. Forward-Looking Statements & Information	73

Basis of Presentation

The following Management's Discussion and Analysis ("MD&A") of the financial and operating results of Pembina Pipeline Corporation ("Pembina" or the "Company") is dated February 22, 2024, and is supplementary to, and should be read in conjunction with, Pembina's audited consolidated financial statements as at and for the year ended December 31, 2023 ("Consolidated Financial Statements"). The Consolidated Financial Statements have been prepared in accordance with International Financial Reporting Standards ("IFRS") as issued by the International Accounting Standards Board, using the accounting policies described in Note 3 of the Consolidated Financial Statements. All dollar amounts contained in this MD&A are expressed in Canadian dollars unless otherwise noted. For further details on Pembina and Pembina's significant assets, including definitions for capitalized terms used herein and not otherwise defined, refer to Pembina's annual information form ("AIF") for the year ended December 31, 2023. Additional information about Pembina filed with Canadian and U.S. securities commissions, including quarterly and annual reports, annual information forms (filed with the U.S. Securities and Exchange Commission under Form 40-F) and management information circulars, can be found online at www.sedarplus.ca, www.sec.gov and through Pembina's website at www.pembina.com.

Abbreviations

For a list of abbreviations that may be used in this MD&A, refer to the Abbreviations section of this MD&A.

Non-GAAP and Other Financial Measures

Pembina has disclosed certain financial measures and ratios within this MD&A that management believes provide meaningful information in assessing Pembina's underlying performance, but which are not specified, defined or determined in accordance with the Canadian generally accepted accounting principles ("GAAP") and which are not disclosed in Pembina's Consolidated Financial Statements. Such non-GAAP financial measures and non-GAAP ratios do not have any standardized meaning prescribed by IFRS and may not be comparable to similar financial measures or ratios disclosed by other issuers. Refer to the "Non-GAAP & Other Financial Measures" section of this MD&A for additional information regarding these non-GAAP measures and non-GAAP ratios.

Risk Factors and Forward-Looking Information

Management has identified the primary risk factors that could have a material impact on the financial results and operations of Pembina. Such risk factors are described in the "Risk Factors" section of this MD&A and are also included in Pembina's AIF. The Company's financial and operational performance is potentially affected by a number of factors, including, but not limited to, the factors described within the "Forward-Looking Statements & Information" section of this MD&A. This MD&A contains forward-looking statements based on Pembina's current expectations, estimates, projections and assumptions. This information is provided to assist readers in understanding the Company's future plans and expectations and may not be appropriate for other purposes.

1. ABOUT PEMBINA

Pembina Pipeline Corporation is a leading energy transportation and midstream service provider that has served North America's energy industry for 70 years. Pembina owns an integrated network of hydrocarbon liquids and natural gas pipelines, gas gathering and processing facilities, oil and natural gas liquids infrastructure and logistics services, and an export terminals business. Through our integrated value chain, we seek to provide safe and reliable energy solutions that connect producers and consumers across the world, support a more sustainable future and benefit our customers, investors, employees and communities. For more information, please visit www.pembina.com.

Pembina's Purpose and Strategy

We deliver extraordinary energy solutions so the world can thrive.

Pembina will build on its strengths by continuing to invest in and grow the core businesses that provide critical transportation and midstream services to help ensure reliable and secure energy supply. Pembina will capitalize on exciting opportunities to leverage its assets and expertise into new service offerings that proactively respond to the transition to a lower-carbon economy. In continuing to meet global energy demand and its customers' needs, while ensuring Pembina's long-term success and resilience, the Company has established four strategic priorities:

1. **To be resilient, we will sustain, decarbonize, and enhance our businesses.** This priority is focused on strengthening and growing our existing franchise and demonstrating environmental leadership.
2. **To thrive, we will invest in the energy transition to improve the basins in which we operate.** We will expand our portfolio to include new businesses associated with lower-carbon commodities.
3. **To meet global demand, we will transform and export our products.** We will continue our focus on supporting the transformation of Western Canadian Sedimentary Basin commodities into higher margin products and enabling more coastal egress.
4. **To set ourselves apart, we will create a differentiated experience for our stakeholders.** We remain committed to delivering excellence for our four key stakeholder groups meaning that:
 - a. *Employees* say we are the 'employer of choice' and value our safe, respectful, collaborative, and inclusive work culture.
 - b. *Communities* welcome us and recognize the net positive impact of our social and environmental commitment.
 - c. *Customers* choose us first for reliable and value-added services.
 - d. *Investors* receive sustainable industry-leading total returns.

Alliance/Aux Sable Acquisition

On December 13, 2023, Pembina announced that it had entered into an agreement with Enbridge Inc. ("Enbridge") to acquire all of Enbridge's interests in the Alliance, Aux Sable and NRGreen joint ventures for an aggregate purchase price of approximately \$3.1 billion (subject to certain adjustments), including approximately \$327 million of assumed debt, representing Enbridge's proportionate share of the indebtedness of Alliance (the "Alliance/Aux Sable Acquisition"). Upon closing of the Alliance/Aux Sable Acquisition, Pembina will hold 100 percent of the equity interests in Alliance, Aux Sable's Canadian operations and NRGreen and approximately 85 percent of Aux Sable's U.S. operations.

In connection with the Alliance/Aux Sable Acquisition, on December 19, 2023, Pembina closed a bought deal offering in Canada and the United States of subscription receipts (the "Subscription Receipt Offering"), pursuant to which Pembina issued and sold 29.9 million subscription receipts (including 3.9 million subscription receipts issued pursuant to the exercise in full by the underwriters for the Subscription Receipt Offering of the over-allotment option granted to them by Pembina) at a price of \$42.85 per subscription receipt for total gross proceeds of approximately \$1.3 billion.

The purchase price and the expenses related to the Alliance/Aux Sable Acquisition will be funded through a combination of: (i) the net proceeds of the Subscription Receipt Offering; (ii) a portion of the net proceeds of the offering of \$1.8 billion aggregate principal amount of senior unsecured medium-term notes, which closed on January 12, 2024; and (iii) amounts drawn under Pembina's existing credit facilities and cash on hand. Refer to the "Share Capital" and "Liquidity & Capital Resources - Financing Activity" sections of this MD&A for additional information.

The Alliance/Aux Sable Acquisition is expected to close in the first half of 2024, subject to the satisfaction or waiver of customary closing conditions, including the receipt of required regulatory approvals.

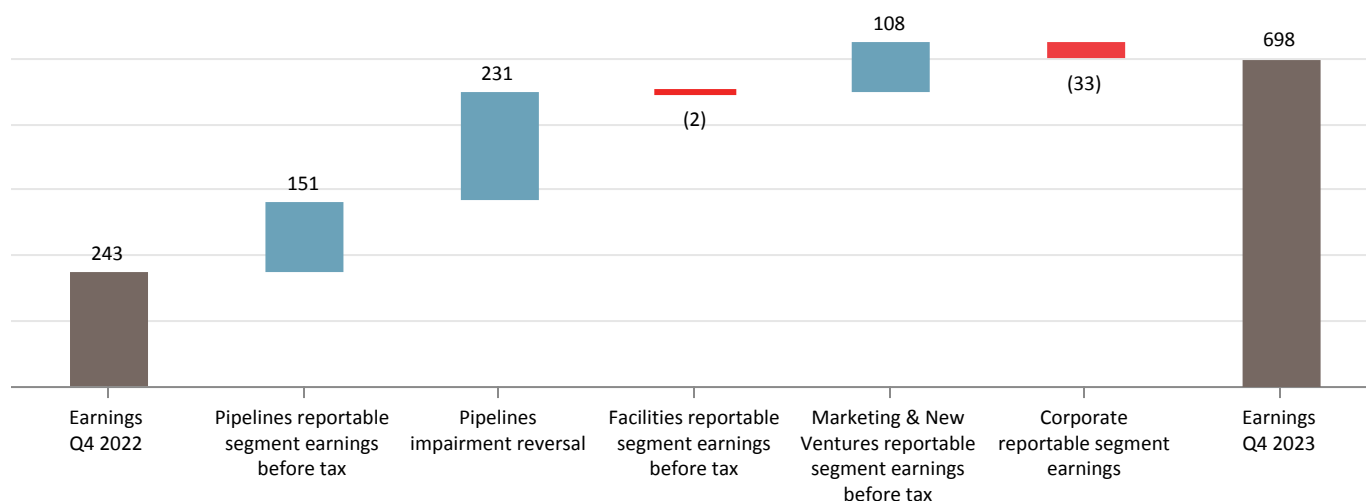
2. FINANCIAL & OPERATING OVERVIEW

Consolidated Financial Overview for the Three Months Ended December 31

Results of Operations

(\$ millions, except where noted)	2023	2022	Change
Revenue	2,466	2,699	(233)
Net revenue ⁽¹⁾	1,117	1,043	74
Gross profit	850	681	169
Adjusted EBITDA ⁽¹⁾	1,033	925	108
Earnings	698	243	455
Earnings per common share – basic and diluted (dollars)	1.21	0.39	0.82
Cash flow from operating activities	880	947	(67)
Cash flow from operating activities per common share – basic (dollars)	1.60	1.72	(0.12)
Adjusted cash flow from operating activities ⁽¹⁾	747	690	57
Adjusted cash flow from operating activities per common share – basic (dollars) ⁽¹⁾	1.36	1.25	0.11
Capital expenditures	177	143	34
Total volumes (mboe/d) ⁽²⁾	3,453	3,392	61

Change in Earnings (\$ millions)⁽³⁾



Results Overview

Earnings in the fourth quarter of 2023 reflect continued growth in the Pipelines and Marketing & New Ventures Divisions, while the Facilities Division saw higher revenues from its terminalling assets. During the quarter, the Pipelines Division also recognized an impairment reversal related to the reactivation of the Nipisi Pipeline. Additionally, earnings were impacted by the following factors:

- **Pipelines:** higher net revenues, partially offset by lower Share of Profit from Alliance. This is coupled with lower other expenses as a result of the Ruby settlement provision that was incurred in the fourth quarter of 2022.
- **Facilities:** lower project write-off costs, offset by higher depreciation during the quarter compared to the fourth quarter of 2022.
- **Marketing & New Ventures:** gains on commodity-related derivatives for the quarter compared to losses in the fourth quarter of 2022, higher Share of Profit from Aux Sable, and higher margins on NGL sales, which were offset by lower margins on natural gas sales.
- **Corporate:** higher income tax expense due to higher earnings compared to the same period in 2022.

Changes in Results for the Three Months Ended December 31

Revenue	\$233 million decrease, resulting from lower revenue in Marketing & New Ventures primarily due to a decrease in prices across the crude oil complex and lower NGL prices, and lower recoverable operating expenses in the Pipelines and Facilities Divisions. These results were partially offset by higher revenue in Pipelines due to higher volumes and increased tolls largely due to contractual inflation adjustments on certain of Pembina's Pipelines assets, combined with higher recoverable project costs, higher terminalling revenue in Facilities, and higher marketed NGL volumes.
Cost of goods sold	\$307 million decrease, primarily due to lower crude oil and NGL market prices, partially offset by higher marketed NGL volumes in Marketing & New Ventures.
Operating expenses	\$23 million decrease, due to lower recoverable power costs on certain of Pembina's Pipelines and Facilities assets.
Impairment reversal	\$231 million recognized in December 2023 related to the reactivation and incremental firm contracts on the Nipisi Pipeline.
Cash flow from operating activities	\$67 million decrease, primarily driven by the change in non-cash working capital, higher taxes paid, and a decrease in payments collected through contract liabilities, partially offset by an increase in earnings adjusted for items not involving cash.
Adjusted cash flow from operating activities⁽¹⁾	\$57 million increase, largely due to the same items impacting cash flow from operating activities, discussed above, excluding the change in non-cash working capital and taxes paid, partially offset by higher current income tax expense.
Adjusted EBITDA⁽¹⁾	\$108 million increase, primarily due to higher net revenue on certain of Pembina's Pipelines and Facilities assets, as well as higher adjusted EBITDA from PGI and Aux Sable. These results were partially offset by realized losses on commodity-related derivatives during the fourth quarter of 2023 compared to gains in the fourth quarter of 2022, lower adjusted EBITDA from Alliance, and higher general and administrative expenses.
Total volumes (mboe/d)⁽²⁾	61 mboe/d increase, largely driven by higher volumes on certain of Pembina's Pipelines assets resulting from new contracts and the reactivation of the Nipisi Pipeline in the fourth quarter of 2023, combined with increased producer activity at certain PGI assets, partially offset by lower volumes at the Redwater Complex.

⁽¹⁾ Refer to the "Non-GAAP & Other Financial Measures" section of this MD&A.

⁽²⁾ Total revenue volumes in mboe/d. See the "Abbreviations" section of this MD&A for definition. Volumes do not include Empress processing capacity. Marketed NGL volumes are excluded from volumes to avoid double counting. Refer to the "Marketing & New Ventures" section of this MD&A for further information.

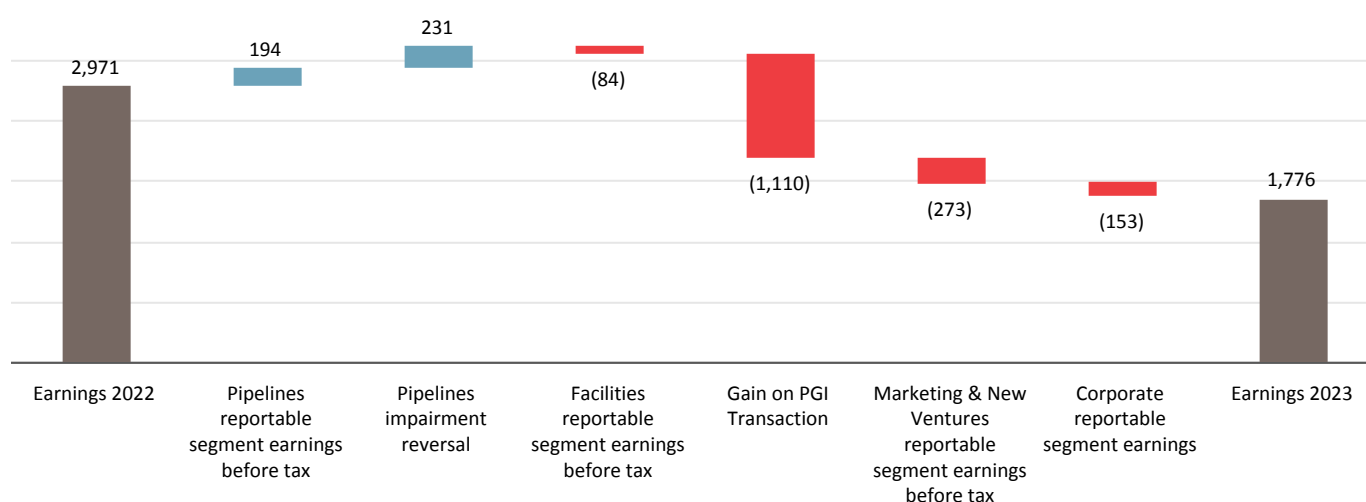
⁽³⁾ Pipelines reportable segment earnings before tax excludes impairment reversal.

Consolidated Financial Overview for the 12 Months Ended December 31

Results of Operations

(\$ millions, except where noted)	2023	2022	Change
Revenue	9,125	11,611	(2,486)
Net revenue ⁽¹⁾	3,994	4,247	(253)
Gross profit	2,840	3,123	(283)
Adjusted EBITDA ⁽¹⁾	3,824	3,746	78
Earnings	1,776	2,971	(1,195)
Earnings per common share – basic (dollars)	3.00	5.14	(2.14)
Earnings per common share – diluted (dollars)	2.99	5.12	(2.13)
Cash flow from operating activities	2,635	2,929	(294)
Cash flow from operating activities per common share – basic (dollars)	4.79	5.30	(0.51)
Adjusted cash flow from operating activities ⁽¹⁾	2,646	2,661	(15)
Adjusted cash flow from operating activities per common share – basic (dollars) ⁽¹⁾	4.81	4.82	(0.01)
Capital expenditures	606	605	1
Total volumes (mboe/d) ⁽²⁾	3,306	3,383	(77)

Change in Earnings (\$ millions)⁽³⁾⁽⁴⁾



Results Overview

Earnings for 2023 reflect resilient performance in the Pipelines Division, despite the impact of the Northern Pipeline system outage, Wildfires, and third-party outages during the period. The Pipelines Division also recognized an impairment reversal in the fourth quarter of 2023, related to the reactivation of the Nipisi Pipeline. The Facilities Division was impacted by the net operating result of the PGI Transaction, while the previous year benefited from a gain on the PGI Transaction. The Marketing & New Ventures Division saw lower margins on crude oil, NGL, and natural gas sales due to a lower pricing environment for the year compared to 2022. Additionally, earnings were impacted by the following factors:

- **Pipelines:** higher net revenues, partially offset by lower Share of Profit from Alliance, higher operating expenses, and higher depreciation. This is coupled with lower other and general & administrative expenses as a result of the Ruby settlement provision and associated legal fees incurred in the fourth quarter of 2022.
- **Facilities:** the impact of the PGI Transaction, partially offset by a gain resulting from a contract renewal of an asset now recognized as a finance lease.
- **Marketing & New Ventures:** lower contribution from Aux Sable, partially offset by lower losses on commodity-related derivatives for the year compared to 2022, and gains recognized on foreign exchange derivatives compared to losses in 2022.
- **Corporate:** higher income tax expense due to the reduction in tax expense recorded in 2022 as a result of the PGI Transaction, and lower general and administrative expenses, net of shared service revenue.

Changes in Results for the 12 Months Ended December 31

Revenue	\$2.5 billion decrease, resulting from lower revenue in Marketing & New Ventures primarily due to the decrease in prices across the crude oil complex and lower NGL prices, combined with lower revenue in Facilities largely due to revenue from the field-based gas processing assets contributed to PGI now being reflected in share of profit from equity accounted investees ("Share of Profit") (2022 included \$295 million in revenue related to the assets contributed to PGI) and lower recoverable power costs. Additionally, the unplanned outage on the Northern Pipeline system in the first quarter of 2023 ("Northern Pipeline system outage"), resulted in a negative impact on consolidated revenue of \$54 million. Also, during the second quarter of 2023, volumes on certain assets in Pipelines were temporarily curtailed due to the wildfires in Alberta and British Columbia ("Wildfires"), resulting in a negative impact to consolidated revenue of \$23 million. These results were partially offset by higher revenue in Pipelines due to higher volumes and increased tolls largely due to contractual inflation adjustments, as well as higher recoverable project costs.
Cost of goods sold	\$2.2 billion decrease, primarily due to lower crude oil and NGL market prices.
Operating expenses	\$44 million decrease, primarily due to lower Facilities operating expenses as a result of the PGI Transaction (2022 included \$71 million in operating expenses related to the assets contributed to PGI) and lower recoverable power costs at certain of Pembina's Pipelines assets, combined with lower recoverable geotechnical costs related to the Western Pipeline, partially offset by \$17 million in costs associated with the Northern Pipeline system outage, as well as higher integrity spending primarily on the Northern Pipeline system and the Cochin Pipeline, and higher repairs and maintenance costs.
Impairment reversal	\$231 million recognized in December 2023 related to the reactivation and incremental firm contracts on the Nipisi Pipeline.
Cash flow from operating activities	\$294 million decrease, primarily driven by the change in non-cash working capital, a decrease in earnings adjusted for items not involving cash, combined with a decrease in payments collected through contract liabilities and higher share-based compensation payments, partially offset by higher distributions from equity accounted investees and lower taxes paid.
Adjusted cash flow from operating activities⁽¹⁾	\$15 million decrease, primarily due to the same items impacting cash flow from operating activities, discussed above, excluding the change in non-cash working capital, taxes paid, and share-based compensation payments, combined with higher current tax expense, partially offset by lower accrued share-based payment expense.
Adjusted EBITDA⁽¹⁾	\$78 million increase, primarily due to higher net revenue on certain of Pembina's Pipelines assets, and higher adjusted EBITDA from PGI which more than offset the lower adjusted EBITDA from Aux Sable, Alliance, and Ruby. Additionally, there were realized gains on commodity-related derivatives during the period compared to losses recognized during 2022, and a \$16 million gain resulting from a contract renewal of an asset now recognized as a finance lease. These results were partially offset by lower net revenue from the Facilities and Marketing & New Ventures Divisions, the impact in Pipelines and Facilities resulting from the Northern Pipeline system outage (\$71 million) and the Wildfires (\$24 million), as well as higher general and administrative expenses.
Total volumes (mboe/d)⁽²⁾	77 mboe/d decrease, largely driven by the disposition of Pembina's interest in certain Facilities assets at Empress in the fourth quarter of 2022, impacts of the Northern Pipeline system outage and the Wildfires which resulted in lower volumes of 46 mboe/d and 14 mboe/d, respectively, combined with lower volumes from Ruby and planned outages in certain Facilities assets in the third quarter of 2023, partially offset by the volumes at certain PGI assets and higher volumes on certain assets in Pipelines due to new contracts, and the reactivation of the Nipisi Pipeline in the fourth quarter of 2023.

⁽¹⁾ Refer to the "Non-GAAP & Other Financial Measures" section of this MD&A.

⁽²⁾ Total revenue volumes in mboe/d. See the "Abbreviations" section of this MD&A for definition. Volumes do not include Empress processing capacity. Marketed NGL volumes are excluded from volumes to avoid double counting. Refer to the "Marketing & New Ventures" section of this MD&A for further information.

⁽³⁾ Pipelines reportable segment earnings before tax excludes impairment reversal.

⁽⁴⁾ Facilities reportable segment earnings before tax excludes the gain recognized in connection with the PGI Transaction.

3. SEGMENT RESULTS

Business Overview

The Pipelines Division provides customers with pipeline transportation, terminalling, storage and rail services in key market hubs in Canada and the United States for crude oil, condensate, natural gas liquids and natural gas. Through Pembina's wholly-owned and joint venture assets, the Pipelines Division manages pipeline transportation capacity of 2.9 mboe/d⁽¹⁾, above ground storage capacity of approximately 10 mmbbls⁽¹⁾ and rail terminalling capacity of approximately 105 mboe/d⁽¹⁾ within its conventional, oil sands and heavy oil, and transmission assets. The conventional assets include strategically located pipelines and terminalling hubs that gather and transport light and medium crude oil, condensate and natural gas liquids from western Alberta and northeast British Columbia to the Edmonton, Alberta area for further processing or transportation on downstream pipelines. The oil sands and heavy oil assets transport heavy and synthetic crude oil produced within Alberta to the Edmonton, Alberta area and offer associated storage, terminalling and rail services. The transmission assets transport natural gas, ethane and condensate throughout Canada and the United States on long haul pipelines linking various key market hubs. In addition, the Pipelines Division assets provide linkages to Pembina's Facilities Division assets across North America, enabling integrated customer service offerings. Together, these assets supply products from hydrocarbon producing regions to refineries, fractionators and market hubs in Alberta, British Columbia, and Illinois, as well as other regions throughout North America.

The Facilities Division includes infrastructure that provides Pembina's customers with natural gas, condensate and NGL services. Through its wholly-owned assets and its interest in PGI, Pembina's natural gas gathering and processing facilities are strategically positioned in active, liquids-rich areas of the WCSB and Williston Basin and are integrated with the Company's other businesses. Pembina provides sweet and sour gas gathering, compression, condensate stabilization, and both shallow cut and deep cut gas processing services with a total capacity of approximately 5.4 bcf/d⁽²⁾ for its customers. Condensate and NGL extracted at virtually all Canadian-based facilities have access to transportation on Pembina's pipelines. In addition, all NGL transported along the Alliance Pipeline are extracted through the Pembina operated Channahon Facility at the terminus. The Facilities Division includes approximately 354 mbpd⁽²⁾ of NGL fractionation capacity, 21 mmbbls⁽¹⁾ of cavern storage capacity and associated pipeline and rail terminalling facilities and a liquefied propane export facility on Canada's West Coast. These facilities are fully integrated with the Company's other divisions, providing customers with the ability to access a comprehensive suite of services to enhance the value of their hydrocarbons. In addition, Pembina owns a bulk marine import/export terminal in Vancouver, British Columbia.

The Marketing & New Ventures Division leverages Pembina's integrated value chain and existing network of pipelines, facilities, and energy infrastructure assets to maximize the value of hydrocarbon liquids and natural gas originating in the basins where the Company operates. Pembina pursues the creation of new markets, and further enhances existing markets, to support both the Company's and its customers' business interests. In particular, Pembina seeks to identify opportunities to connect hydrocarbon production to new demand locations through the development of infrastructure. The division also focuses on developing new business platforms and undertaking initiatives that seek to reduce the greenhouse gas ("GHG") emissions of Pembina's and its customers' operations.

Within the Marketing & New Ventures Division, Pembina undertakes value-added commodity marketing activities including buying and selling products (natural gas, ethane, propane, butane, condensate, crude oil, electricity, and carbon credits), commodity arbitrage, and optimizing storage opportunities. The marketing business enters into contracts for capacity on both Pembina's and third-party infrastructure, handles proprietary and customer volumes and aggregates production for onward sale. Through this infrastructure capacity, including Pembina's Prince Rupert Terminal, as well as utilizing the Company's expansive rail fleet and logistics capabilities, Pembina's marketing business adds incremental value to the commodities by accessing high value markets across North America and globally.

The Marketing & New Ventures Division is also responsible for the development of new large-scale, or value chain extending projects, including those that provide enhanced access to global markets and support a transition to a lower-carbon economy. Currently, Pembina is pursuing opportunities associated with liquefied natural gas ("LNG"), low-carbon commodities, and large-scale GHG emissions reductions.

⁽¹⁾ Net capacity.

⁽²⁾ Net capacity; includes Aux Sable capacity; the financial and operational results for Aux Sable are included in the Marketing & New Ventures Division.

Financial and Operational Overview by Division

(\$ millions, except where noted)	3 Months Ended December 31					
	2023			2022		
	Volumes ⁽¹⁾	Reportable Segment Earnings (Loss) Before Tax	Adjusted EBITDA ⁽²⁾	Volumes ⁽¹⁾	Reportable Segment Earnings (Loss) Before Tax	Adjusted EBITDA ⁽²⁾
Pipelines	2,652	677	617	2,593	295	548
Facilities	801	143	324	799	145	288
Marketing & New Ventures	—	204	173	—	96	171
Corporate	—	(209)	(81)	—	(206)	(82)
Total	3,453	815	1,033	3,392	330	925

(\$ millions, except where noted)	12 Months Ended December 31					
	2023			2022		
	Volumes ⁽¹⁾	Reportable Segment Earnings (Loss) Before Tax	Adjusted EBITDA ⁽²⁾	Volumes ⁽¹⁾	Reportable Segment Earnings (Loss) Before Tax	Adjusted EBITDA ⁽²⁾
Pipelines	2,538	1,840	2,234	2,524	1,415	2,127
Facilities	768	610	1,213	859	1,804	1,137
Marketing & New Ventures	—	435	597	—	708	721
Corporate	—	(696)	(220)	—	(708)	(239)
Total	3,306	2,189	3,824	3,383	3,219	3,746

⁽¹⁾ Total revenue volumes in mboe/d. See the "Abbreviations" section of this MD&A for definition. Volumes do not include Empress processing capacity. Marketed NGL volumes are excluded from volumes to avoid double counting. Refer to the "Marketing & New Ventures" section of this MD&A for further information.

⁽²⁾ Refer to the "Non-GAAP & Other Financial Measures" section of this MD&A.

Equity Accounted Investees Overview by Division

(\$ millions, except where noted)	3 Months Ended December 31									
	2023					2022				
	Share of profit	Adjusted EBITDA ⁽⁴⁾	Contributions	Distributions ⁽⁵⁾	Volumes ⁽⁶⁾	Share of profit (loss)	Adjusted EBITDA ⁽⁴⁾	Contributions	Distributions ⁽⁵⁾	Volumes ⁽⁶⁾
Pipelines ⁽¹⁾	31	76	19	79	142	44	85	4	96	147
Facilities ⁽²⁾	48	183	—	116	356	49	156	32	110	336
Marketing & New Ventures ⁽³⁾	15	21	183	32	35	(14)	(14)	10	29	35
Total	94	280	202	227	533	79	227	46	235	518

(\$ millions, except where noted)	12 Months Ended December 31									
	2023					2022				
	Share of profit (loss)	Adjusted EBITDA ⁽⁴⁾	Contributions	Distributions ⁽⁵⁾	Volumes ⁽⁶⁾	Share of profit	Adjusted EBITDA ⁽⁴⁾	Contributions	Distributions ⁽⁵⁾	Volumes ⁽⁶⁾
Pipelines ⁽¹⁾	109	281	20	279	140	171	343	4	343	158
Facilities ⁽²⁾	233	671	33	463	351	108	379	62	196	183
Marketing & New Ventures ⁽³⁾	(26)	58	218	77	34	82	107	29	134	36
Total	316	1,010	271	819	524	361	829	95	673	377

⁽¹⁾ Pipelines includes Alliance, Ruby (Pembina ceased to have an interest in the Ruby Pipeline on January 13, 2023), and Grand Valley.

⁽²⁾ Facilities includes PGI, Veresen Midstream (which was contributed to PGI as part of the PGI Transaction on August 15, 2022), and Fort Corp.

⁽³⁾ Marketing and New Ventures includes Aux Sable, CKPC (which was dissolved on December 31, 2023), Cedar LNG, and ACG.

⁽⁴⁾ Refer to the "Non-GAAP & Other Financial Measures" section of this MD&A.

⁽⁵⁾ Distributions exclude returns of capital. In 2023, Pembina received an incremental \$61 million from PGI as a return of capital (2022: nil).

⁽⁶⁾ Total revenue volumes in mboe/d. See the "Abbreviations" section of this MD&A for definition.

Pipelines

Financial Overview for the Three Months Ended December 31

Results of Operations

(\$ millions, except where noted)	2023	2022	Change
Pipelines revenue ⁽¹⁾	737	686	51
Cost of goods sold ⁽¹⁾	11	—	11
Net revenue ⁽¹⁾⁽²⁾	726	686	40
Operating expenses ⁽¹⁾	171	205	(34)
Depreciation and amortization included in operations	110	104	6
Share of profit from equity accounted investees	31	44	(13)
Gross profit	476	421	55
Reportable segment earnings before tax	677	295	382
Adjusted EBITDA ⁽²⁾	617	548	69
Volumes (mboe/d) ⁽³⁾	2,652	2,593	59

Change in Results

Net revenue⁽¹⁾⁽²⁾	Increase largely due to higher volumes on the Peace Pipeline system and on the Drayton Valley Pipeline, net loss allowance, higher tolls primarily on the Cochin Pipeline and the Peace Pipeline system largely related to contractual inflation adjustments, and higher recoverable project costs primarily on the Peace Pipeline system, combined with the reactivation of the Nipisi Pipeline in the fourth quarter of 2023, partially offset by lower recoverable power costs.
Operating expenses⁽¹⁾	Decrease largely due to lower recoverable power costs, as a result of the lower power pool price during the period.
Share of profit from equity accounted investees	Decrease primarily due to lower revenues from Alliance as a result of lower interruptible tolls and volumes.
Reportable segment earnings before tax	Increase largely due to the reversal of impairment related to the reactivation of the Nipisi Pipeline in the fourth quarter of 2023, the Ruby settlement provision incurred in the fourth quarter of 2022, higher revenue, discussed above, partially offset by lower Share of Profit from Alliance, discussed above.
Adjusted EBITDA⁽²⁾	Increase largely due to higher revenue, discussed above, partially offset by lower revenue from Alliance due to the lower interruptible tolls and volumes. Included in adjusted EBITDA is \$74 million (2022: \$83 million) related to Alliance.
Volumes (mboe/d)⁽³⁾	Increase primarily due to the reactivation of the Nipisi Pipeline in the fourth quarter of 2023, higher contracted volumes on the Peace Pipeline system, as well as higher volumes on the Drayton Valley Pipeline. Volumes include 142 mboe/d (2022: 147 mboe/d) related to Alliance.

Change in Adjusted EBITDA (\$ millions)⁽¹⁾⁽²⁾



⁽¹⁾ Includes inter-segment transactions. See Note 4 to the Consolidated Financial Statements.

⁽²⁾ Refer to the "Non-GAAP & Other Financial Measures" section of this MD&A.

⁽³⁾ Revenue volumes in mboe/d. See the "Abbreviations" section of this MD&A for definition.

Financial Overview for the 12 Months Ended December 31

Results of Operations

(\$ millions, except where noted)	2023	2022	Change
Pipelines revenue ⁽¹⁾	2,707	2,508	199
Cost of goods sold ⁽¹⁾	17	—	17
Net revenue ⁽¹⁾⁽²⁾	2,690	2,508	182
Operating expenses ⁽¹⁾	695	677	18
Depreciation and amortization included in operations	414	396	18
Share of profit from equity accounted investees	109	171	(62)
Gross profit	1,690	1,606	84
Reportable segment earnings before tax	1,840	1,415	425
Adjusted EBITDA ⁽²⁾	2,234	2,127	107
Volumes (mboe/d) ⁽³⁾	2,538	2,524	14

Change in Results	
Net revenue ⁽¹⁾⁽²⁾	Increase largely due to higher contracted volumes and tolls on the Peace Pipeline system, net loss allowance, as well as higher tolls and the higher U.S. dollar exchange rate on the Cochin Pipeline, higher recoverable project costs on various systems, and higher volumes on the Vantage Pipeline due to third party outages in 2022, combined with the reactivation of the Nipisi Pipeline in the fourth quarter of 2023, partially offset by lower revenue due to the Northern Pipeline system outage and the Wildfires, a deferred recognition of flow-through charges for capital integrity work on the Peace Pipeline system during the second quarter of 2023 that resulted in a revenue timing difference, as well as lower recoverable power costs.
Operating expenses ⁽¹⁾	Increase largely due to costs associated with the Northern Pipeline system outage, higher integrity spending primarily on the Northern Pipeline system and the Cochin Pipeline, and higher repairs and maintenance costs, partially offset by lower recoverable geotechnical costs primarily related to the Western Pipeline and lower recoverable power costs, as a result of the lower power pool prices in the fourth quarter of 2023.
Depreciation and amortization included in operations	Increase primarily due to asset upgrades and associated retirements during 2023 and assets placed into service in the second half of 2022.
Share of profit from equity accounted investees	Decrease primarily due to lower revenues from Alliance as 2022 included the sale of linepack inventory, as well as lower revenues as a result of lower interruptible tolls and volumes and seasonal contracts being replaced by firm contracts at lower regulated rates.
Reportable segment earnings before tax	Increase largely due to the reversal of impairment related to the reactivation of the Nipisi Pipeline in the fourth quarter of 2023, the Ruby settlement provision and associated legal fees incurred in 2022, and higher revenue, discussed above, partially offset by lower Share of Profit from Alliance, higher operating expenses, and higher depreciation, discussed above.
Adjusted EBITDA ⁽²⁾	Increase due to higher revenue, discussed above, partially offset by lower revenue from Alliance and no adjusted EBITDA from Ruby since the first quarter of 2022. Refer to the "Selected Equity Accounted Investee Information" section for further details on Ruby. Included in adjusted EBITDA is \$277 million (2022: \$323 million) related to Alliance and nil (2022: \$15 million) related to Ruby.
Volumes (mboe/d) ⁽³⁾	Increase primarily due to higher contracted volumes on the Peace Pipeline system, the reactivation of the Nipisi Pipeline in the fourth quarter of 2023, and higher volumes on the Vantage Pipeline due to third-party outages in 2022, partially offset by lower volumes related to the Northern Pipeline system outage, the impacts of the Wildfires, and lower volumes from Ruby. Volumes include 140 mboe/d (2022: 144 mboe/d) related to Alliance and nil (2022: 14 mboe/d) related to Ruby.

Change in Adjusted EBITDA (\$ millions)⁽¹⁾⁽²⁾



⁽¹⁾ Includes inter-segment transactions. See Note 4 to the Consolidated Financial Statements.

⁽²⁾ Refer to the "Non-GAAP & Other Financial Measures" section of this MD&A.

⁽³⁾ Revenue volumes in mboe/d. See the "Abbreviations" section of this MD&A for definition.

Financial and Operational Overview

(\$ millions, except where noted)	3 Months Ended December 31						12 Months Ended December 31					
	2023			2022			2023			2022		
	Volumes ⁽¹⁾	Reportable Segment Earnings Before Tax	Adjusted EBITDA ⁽²⁾	Volumes ⁽¹⁾	Reportable Segment Earnings Before Tax	Adjusted EBITDA ⁽²⁾	Volumes ⁽¹⁾	Reportable Segment Earnings Before Tax	Adjusted EBITDA ⁽²⁾	Volumes ⁽¹⁾	Reportable Segment Earnings Before Tax	Adjusted EBITDA ⁽²⁾
Pipelines⁽³⁾												
Conventional	1,054	311	370	1,024	266	314	968	1,085	1,296	959	1,026	1,208
Transmission	590	117	189	593	4	177	586	421	702	589	278	679
Oil Sands & Heavy Oil	1,008	251	60	976	26	58	984	341	243	976	121	250
General & administrative	—	(2)	(2)	—	(1)	(1)	—	(7)	(7)	—	(10)	(10)
Total	2,652	677	617	2,593	295	548	2,538	1,840	2,234	2,524	1,415	2,127

⁽¹⁾ Revenue volumes in mboe/d. See the "Abbreviations" section of this MD&A for definition.

⁽²⁾ Refer to the "Non-GAAP & Other Financial Measures" section of this MD&A.

⁽³⁾ Includes values attributed to Pembina's conventional, transmission and oil sands and heavy oil assets within the Pipelines Division. Refer to Pembina's AIF for the year ended December 31, 2023.

Projects & New Developments⁽¹⁾

Pipelines continues to focus on the execution of various system expansions. The projects in the following table were recently placed into service.

Significant Projects	In-service Date
Phase IX Peace Pipeline Expansion	December 2022

The following outlines the projects and new developments within Pipelines:

Phase VIII Peace Pipeline Expansion		
Original Capital Budget: \$530 million	In-service Date: Second quarter of 2024	Status: On time, trending under budget
Revised Cost Estimate: \$430 million		

This expansion will enable segregated pipeline service for ethane-plus and propane-plus NGL mix from Gordondale, Alberta, which is centrally located within the Montney trend, into the Edmonton area for market delivery. The project includes new 10-inch and 16-inch pipelines, totaling approximately 150 km, in the Gordondale to La Glace corridor of Alberta, as well as new mid-point pump stations and terminal upgrades located throughout the Peace Pipeline system. Phase VIII will add approximately 235 mbpd of incremental capacity between Gordondale, Alberta and La Glace, Alberta, as well as approximately 65 mbpd of capacity between La Glace, Alberta and the Namao hub near Edmonton, Alberta. The estimated project cost has been revised lower to \$430 million, compared to the original budget of \$530 million. The revised cost reflects highly effective project management and execution, favourable weather conditions and productive contractor relationships. The project is trending on time, with three pump stations completed. The construction is expected to be completed in the first quarter of 2024, with pipeline and facility commissioning and start-up expected in the second quarter of 2024.

NEBC MPS Expansion		
Capital Budget: \$90 million	In-service Date: Fourth quarter of 2024	Status: On time, on budget

The NEBC MPS Expansion includes a new mid-point pump station, terminal upgrades, and additional storage, which will support approximately 40,000 bpd of incremental capacity on the NEBC Pipeline system. This capacity will fulfill customer demand in light of growing production volumes from NEBC and previously announced long-term midstream service agreements with three premier NEBC Montney producers.

⁽¹⁾ For further details on Pembina's significant assets, including definitions for capitalized terms used herein that are not otherwise defined, refer to Pembina's AIF for the year ended December 31, 2023 filed at www.sedarplus.ca (filed with the U.S. Securities and Exchange Commission at www.sec.gov under Form 40-F) and on Pembina's website at www.pembina.com.

Facilities

Financial Overview for the Three Months Ended December 31

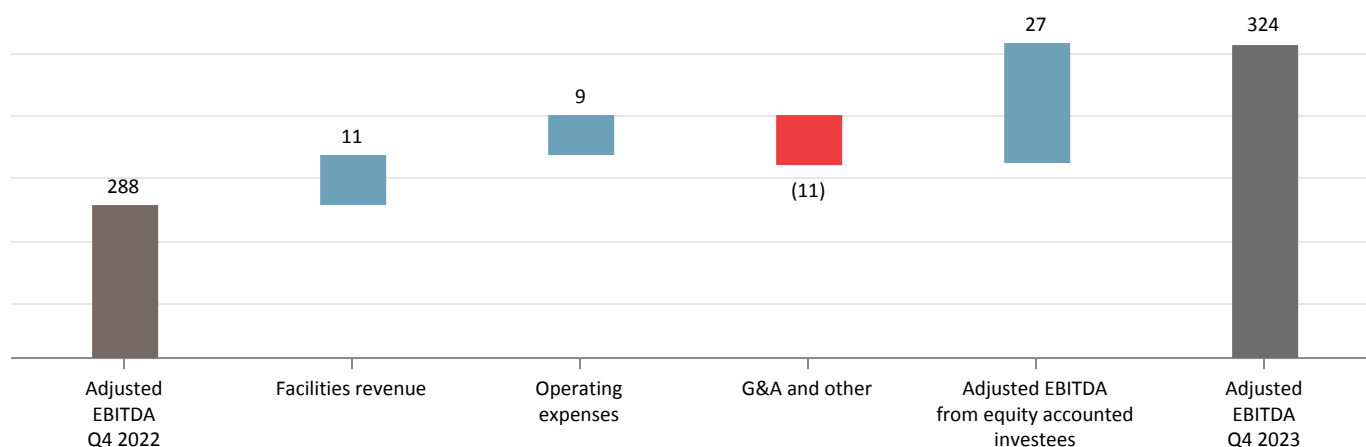
Results of Operations

(\$ millions, except where noted)	2023	2022	Change
Facilities revenue ⁽¹⁾	248	237	11
Cost of goods sold ⁽¹⁾	—	—	—
Net revenue ⁽¹⁾⁽²⁾	248	237	11
Operating expenses ⁽¹⁾	95	104	(9)
Depreciation and amortization included in operations	46	34	12
Unrealized gain on commodity-related derivative financial instruments	—	(2)	2
Share of profit from equity accounted investees	48	49	(1)
Gross profit	155	150	5
Reportable segment earnings before tax	143	145	(2)
Adjusted EBITDA ⁽²⁾	324	288	36
Volumes (mboe/d) ⁽³⁾	801	799	2

Changes in Results

Net revenue⁽¹⁾⁽²⁾	Increase largely due to higher terminalling revenue at the Redwater Complex and at Vancouver Wharves, partially offset by lower recoverable power costs at the Redwater Complex and at Empress, discussed below.
Operating expenses⁽¹⁾	Decrease largely due to lower recoverable power costs at the Redwater Complex and at Empress as a result of the commissioning of the Empress Cogeneration Facility in November 2022 and the lower power pool price during the quarter.
Depreciation and amortization included in operations	Increase primarily due to asset upgrades and associated retirements in the fourth quarter of 2023.
Share of profit from equity accounted investees	Consistent with prior period. Lower operating expenses, acquisition costs, and income tax expense, were largely offset by higher net finance costs due to unrealized losses on non-commodity related derivative financial instruments recognized in the fourth quarter of 2023 compared to gains in the fourth quarter of 2022, and higher depreciation due to changes in asset life estimates and more asset retirements in the fourth quarter of 2023 compared to the fourth quarter of 2022.
Reportable segment earnings before tax	Consistent with the prior period. Increased revenue and lower other expenses due to lower project write-offs recognized in the quarter, were largely offset by higher depreciation, discussed above.
Adjusted EBITDA⁽²⁾	Increase due to the higher adjusted EBITDA from PGI, mainly from the former Energy Transfer Canada plants, at the Hythe Gas Plant and on the Dawson Assets due to increased volumes, combined with higher revenue, discussed above. Included in adjusted EBITDA is \$179 million (2022: \$153 million) related to PGI.
Volumes (mboe/d)⁽³⁾	Consistent with prior period. Increase largely due to higher volumes from PGI, primarily at the Hythe Gas Plant and on the Dawson Assets due to increased producer activity, largely offset by lower volumes at the Redwater Complex. Volumes include 356 mboe/d (2022: 336 mboe/d) related to PGI.

Change in Adjusted EBITDA (\$ millions)⁽¹⁾⁽²⁾



⁽¹⁾ Includes inter-segment transactions. See Note 4 to the Consolidated Financial Statements.

⁽²⁾ Refer to the "Non-GAAP & Other Financial Measures" section of this MD&A.

⁽³⁾ Revenue volumes in mboe/d. See the "Abbreviations" section of this MD&A for definition. Volumes do not include Empress processing capacity.

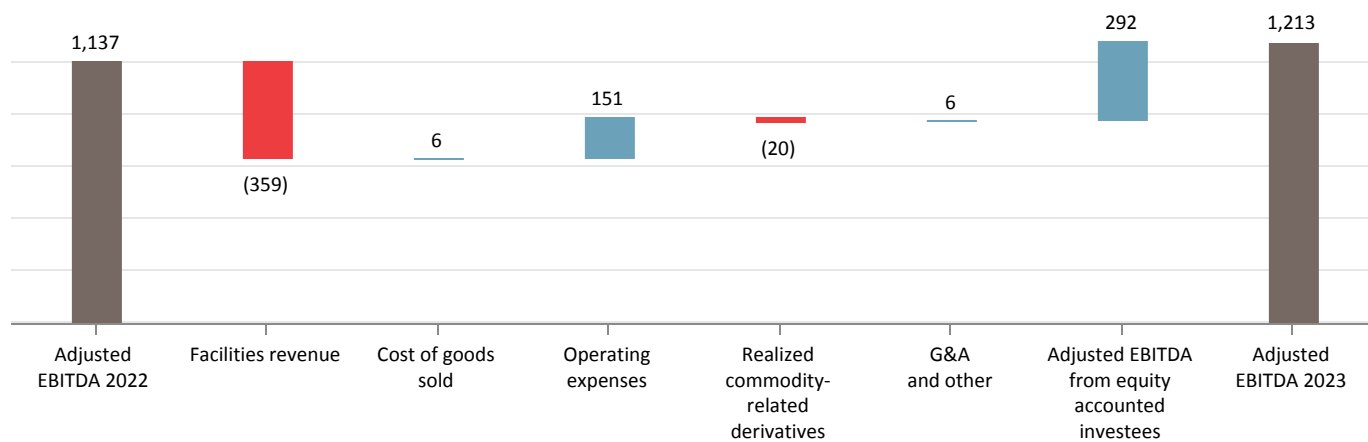
Financial Overview for the 12 Months Ended December 31

Results of Operations

(\$ millions, except where noted)	2023	2022	Change
Facilities revenue ⁽¹⁾	909	1,268	(359)
Cost of goods sold ⁽¹⁾	—	6	(6)
Net revenue ⁽¹⁾⁽²⁾	909	1,262	(353)
Operating expenses ⁽¹⁾	360	511	(151)
Depreciation and amortization included in operations	159	196	(37)
Realized gain on commodity-related derivative financial instruments	—	(20)	20
Unrealized gain on commodity-related derivative financial instruments	—	(50)	50
Share of profit from equity accounted investees	233	108	125
Gross profit	623	733	(110)
Reportable segment earnings before tax	610	1,804	(1,194)
Adjusted EBITDA ⁽²⁾	1,213	1,137	76
Volumes (mboe/d) ⁽³⁾	768	859	(91)

Changes in Results	
Net revenue⁽¹⁾⁽²⁾	Decrease largely due to the change in ownership of the majority of Pembina's wholly-owned field-based gas processing assets as part of the PGI Transaction. The revenue from these assets is included in Share of Profit (2022 included \$295 million in revenue related to the assets contributed to PGI). This is combined with lower recoverable costs as a result of the commissioning of the Empress Cogeneration Facility and the lower power pool price during the period, along with the disposition of Pembina's interest in the E1 and E6 assets at Empress in the fourth quarter of 2022, and lower supply volumes at the Redwater Complex and at Younger primarily due to the Northern Pipeline system outage.
Operating expenses⁽¹⁾	Decrease largely due to the PGI Transaction which resulted in operating expenses for the formerly wholly-owned field-based gas processing assets now being accounted for in Share of Profit (2022 included \$71 million in operating expenses related to the assets contributed to PGI), as well as lower recoverable power costs resulting from the commissioning of the Empress Cogeneration Facility and the lower power pool price during the fourth quarter of 2023, and the disposition of Pembina's interest in the E1 and E6 assets.
Depreciation and amortization included in operations	Decrease primarily due to the field-based gas processing assets contributed as part of the PGI Transaction now being accounted for under equity accounting by Pembina for its investment in PGI, partially offset by more asset upgrades and retirements in 2023 compared to 2022.
Realized and unrealized gain on commodity-related derivatives	The commodity-related derivatives were transferred as part of the field-based gas processing assets contributed to PGI on August 15, 2022.
Share of profit from equity accounted investees	Increase primarily due to a full year of earnings from PGI, including a strong contribution from the former Energy Transfer Canada plants, the Hythe Gas Plant, and the Dawson Assets, partially offset by higher depreciation expense, net finance costs, income tax expense, and general and administrative expenses compared to Share of Profit in the first seven and a half months of 2022 when Pembina owned a 45 percent interest in Veresen Midstream.
Reportable segment earnings before tax	Decrease primarily due to the \$1.1 billion gain recognized on the PGI Transaction during the third quarter of 2022, coupled with lower contributions resulting from the change in ownership of the majority of Pembina's wholly-owned field-based gas processing assets and commodity-related derivatives as part of the PGI Transaction, and lower supply volumes at the Redwater Complex and at Younger, partially offset by the higher Share of Profit from PGI, lower depreciation, a \$16 million gain recognized in the third quarter of 2023 resulting from a contract renewal of an asset now recognized as a finance lease, and lower project write-offs recognized in the period.
Adjusted EBITDA⁽²⁾	Increase primarily due to the higher contributions from PGI, mainly from the former Energy Transfer Canada plants, the Hythe Gas Plant, and the Dawson Assets and a gain on the recognition of a finance lease, discussed above, partially offset by lower supply volumes at the Redwater Complex and at Younger. Included in adjusted EBITDA is \$657 million (2022: \$230 million) related to PGI and nil (2022: \$135 million) related to Veresen Midstream.
Volumes (mboe/d)⁽³⁾	Decrease primarily due to the disposition of Pembina's interest in the E1 and E6 assets at Empress in exchange for a processing agreement that provides Pembina with the right to first priority for gas processing at all Plains Midstream-operated assets at Empress, as well as lower volumes at the Redwater Complex and at Younger resulting from the Northern Pipeline system outage and planned outages in the third quarter of 2023, partially offset by the volumes from PGI, primarily at the former Energy Transfer Canada plants and on the Dawson Assets. Volumes include 351 mboe/d (2022: 126 mboe/d) related to PGI and nil (2022: 57 mboe/d) related to Veresen Midstream.

Change in Adjusted EBITDA (\$ millions)⁽¹⁾⁽²⁾



⁽¹⁾ Includes inter-segment transactions. See Note 4 to the Consolidated Financial Statements.

⁽²⁾ Refer to the "Non-GAAP & Other Financial Measures" section of this MD&A.

⁽³⁾ Revenue volumes in mboe/d. See the "Abbreviations" section of this MD&A for definition. Volumes do not include Empress processing capacity.

Financial and Operational Overview

(\$ millions, except where noted)	3 Months Ended December 31						12 Months Ended December 31					
	2023			2022			2023			2022		
	Volumes ⁽¹⁾	Reportable Segment Earnings Before Tax	Adjusted EBITDA ⁽²⁾	Volumes ⁽¹⁾	Reportable Segment Earnings Before Tax	Adjusted EBITDA ⁽²⁾	Volumes ⁽¹⁾	Reportable Segment Earnings Before Tax	Adjusted EBITDA ⁽²⁾	Volumes ⁽¹⁾	Reportable Segment Earnings Before Tax	Adjusted EBITDA ⁽²⁾
Facilities⁽³⁾												
Gas Services	602	57	203	588	82	182	584	285	755	653	1,506	706
NGL Services	199	87	122	211	65	108	185	327	460	206	305	438
General & administrative	—	(1)	(1)	—	(2)	(2)	—	(2)	(2)	—	(7)	(7)
Total	801	143	324	799	145	288	768	610	1,213	859	1,804	1,137

⁽¹⁾ Revenue volumes in mboe/d. See the "Abbreviations" section of this MD&A for definition. Volumes do not include Empress processing capacity.

⁽²⁾ Refer to the "Non-GAAP & Other Financial Measures" section of this MD&A.

⁽³⁾ Includes values attributed to Pembina's Gas Services and NGL Services assets within the Facilities operating segment. For a description of Pembina's gas and NGL assets, refer to Pembina's AIF for the year ended December 31, 2023.

Projects & New Developments⁽¹⁾

Facilities continues to build-out its natural gas and NGL processing and fractionation assets to service customer demand. The projects in the following table were recently placed into service.

Significant Projects	In-service Date
Empress Cogeneration Facility	November 2022

The following outlines the projects and new developments within Facilities:

RFS IV		
Capital Budget: \$460 million	In-service Date⁽²⁾: First half of 2026	Status: On time, on budget
RFS IV is a 55,000 bpd propane-plus fractionator at the existing Redwater fractionation and storage complex (the "Redwater Complex"). The project includes additional rail loading capacity and will leverage the design, engineering, and operating best practices of its existing facilities. With the addition of RFS IV, the fractionation capacity at the Redwater Complex will total 256,000 bpd. Site clearing activities have been completed, engineering and procurement activities continue, and site construction is expected to begin in the second quarter of 2024.		
Wapiti Expansion		
Capital Budget: \$140 million (net to Pembina)	In-service Date⁽²⁾: First half of 2026	Status: Recently sanctioned
PGI is developing an expansion that will increase natural gas processing capacity at the Wapiti Plant by 115 mmcf/d (gross to PGI). The expansion opportunity is driven by strong customer demand supported by growing Montney production and will be full underpinned by long-term, take-or-pay contacts. The project includes a new sales gas pipeline and other related infrastructure.		
K3 Cogeneration Facility		
Capital Budget: \$70 million (net to Pembina)	In-service Date⁽²⁾: First half of 2026	Status: Recently sanctioned
PGI is developing a 28 MW cogeneration facility at its K3 Plant, which is expected to reduce overall operating costs by providing power and heat to the gas processing facility, while reducing customers' exposure to power prices. The K3 Cogeneration Facility is expected to fully supply the K3 Plant's power requirements, with excess power sold to the grid at market rates. Further, this project is expected to contribute to a reduction in annual emissions compliance costs at the K3 Plant through the utilization of the cogeneration waste heat and the low-emission power generated.		

⁽¹⁾ For further details on Pembina's significant assets, including definitions for capitalized terms used herein that are not otherwise defined, refer to Pembina's AIF for the year ended December 31, 2023 filed at www.sedarplus.ca (filed with the U.S. Securities and Exchange Commission at www.sec.gov under Form 40-F) and on Pembina's website at www.pembina.com.

⁽²⁾ Subject to environmental and regulatory approvals. See the "Forward-Looking Statements & Information" section of this MD&A.

Marketing & New Ventures

Financial Overview for the Three Months Ended December 31

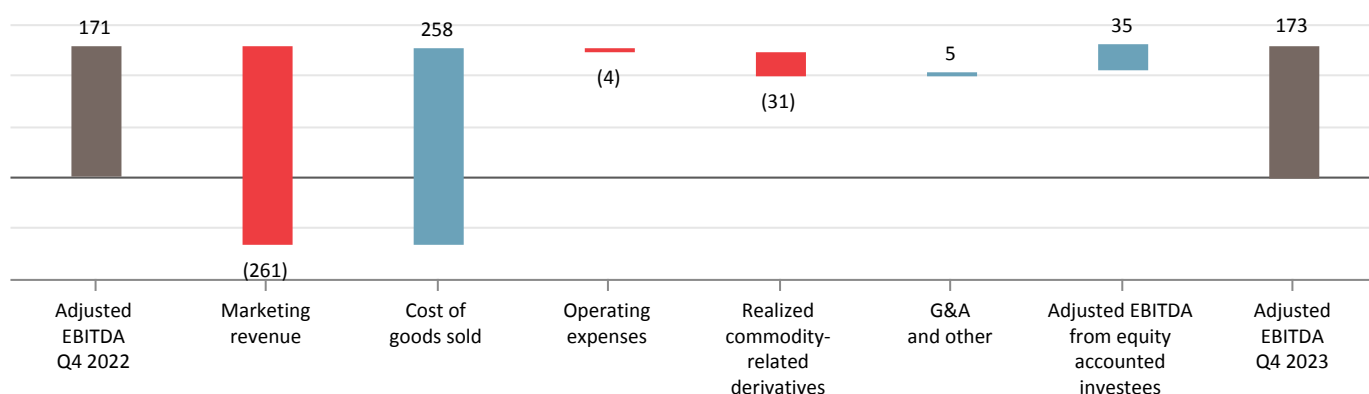
Results of Operations

(\$ millions, except where noted)	2023	2022	Change
Marketing revenue ⁽¹⁾	1,660	1,921	(261)
Cost of goods sold ⁽¹⁾	1,476	1,734	(258)
Net revenue ⁽¹⁾⁽²⁾	184	187	(3)
Operating expenses ⁽¹⁾	4	—	4
Depreciation and amortization included in operations	12	10	2
Realized loss (gain) on commodity-related derivative financial instruments	21	(10)	31
Unrealized (gain) loss on commodity-related derivative financial instruments	(46)	61	(107)
Share of profit (loss) from equity accounted investees	15	(14)	29
Gross profit	208	112	96
Reportable segment earnings before tax	204	96	108
Adjusted EBITDA ⁽²⁾	173	171	2
Volumes (mboe/d) ⁽³⁾	217	193	24

Change in Results

Net revenue ⁽¹⁾⁽²⁾	Consistent with prior period. Lower natural gas marketing margins due to the decrease in Chicago natural gas prices, as well as lower crude oil margins resulting from the lower prices across the crude oil complex, were largely offset by higher NGL margins, primarily due to lower input natural gas prices and higher marketed NGL volumes, discussed below.
Realized loss (gain) on commodity-related derivatives	The realized loss is primarily due to losses on natural gas-based derivatives and crude oil-based derivatives, partially offset by realized gains related to renewable power purchase agreements and NGL-based derivatives.
Unrealized (gain) loss on commodity-related derivatives	The unrealized gain on commodity-related derivatives is primarily due to the decrease in the forward prices for crude, as well as contracts that matured and were realized in the period.
Share of profit (loss) from equity accounted investees	Increase due to higher Share of Profit from Aux Sable largely resulting from no impact of commodity-related derivatives recognized in the fourth quarter of 2023 compared to losses in the fourth quarter of 2022, partially offset by lower revenues due to lower NGL prices.
Reportable segment earnings before tax	Increase largely due to gains on commodity-related derivatives compared to losses in the fourth quarter of 2022, a higher Share of Profit from Aux Sable, and lower net finance costs due to decreased foreign exchange losses in the period compared to the fourth quarter of 2022, combined with a change in the insurance contract provision related to financial assurances for Cedar LNG during the fourth quarter of 2023.
Adjusted EBITDA ⁽²⁾	Consistent with prior period. Higher contributions from Aux Sable, discussed above, were largely offset by realized losses on commodity-related derivatives compared to gains in the fourth quarter of 2022. Included in adjusted EBITDA is \$22 million (2022: \$12 million loss) related to Aux Sable.
Volumes (mboe/d) ⁽³⁾	Increased marketed NGL volumes were primarily driven by higher propane, ethane, and butane sales. Revenue volumes include 35 mboe/d (2022: 35 mboe/d) related to Aux Sable.

Change in Adjusted EBITDA (\$ millions)⁽¹⁾⁽²⁾



⁽¹⁾ Includes inter-segment transactions. See Note 4 to the Consolidated Financial Statements.

⁽²⁾ Refer to the "Non-GAAP & Other Financial Measures" section of this MD&A.

⁽³⁾ Marketed NGL volumes in mboe/d. See the "Abbreviations" section of this MD&A for definition.

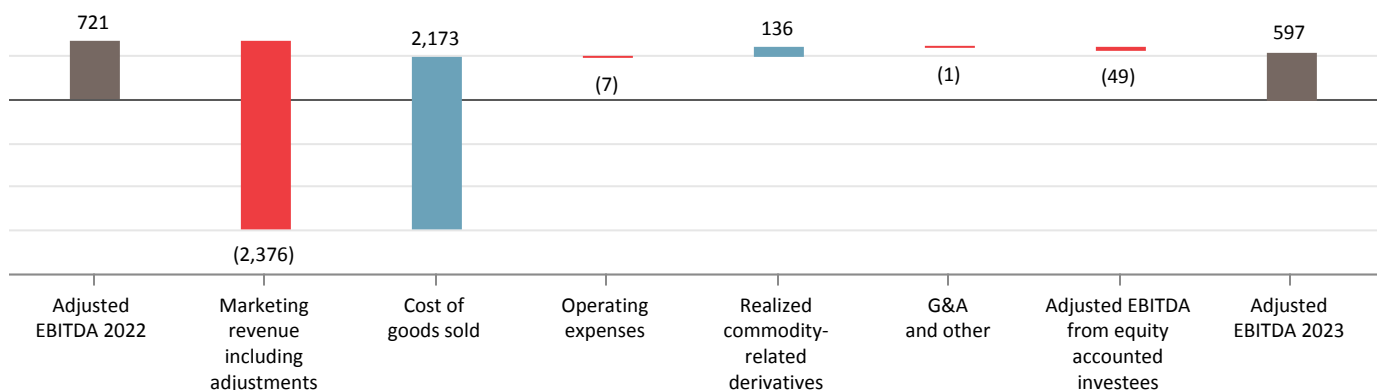
Financial Overview for the 12 Months Ended December 31

Results of Operations

(\$ millions, except where noted)	2023	2022	Change
Marketing revenue ⁽¹⁾	6,087	8,471	(2,384)
Cost of goods sold ⁽¹⁾	5,509	7,682	(2,173)
Net revenue ⁽¹⁾⁽²⁾	578	789	(211)
Operating expenses ⁽¹⁾	7	—	7
Depreciation and amortization included in operations	46	44	2
Realized (gain) loss on commodity-related derivative financial instruments	(11)	125	(136)
Unrealized loss (gain) on commodity-related derivative financial instruments	32	(83)	115
Share of (loss) profit from equity accounted investees	(26)	82	(108)
Gross profit	478	785	(307)
Reportable segment earnings before tax	435	708	(273)
Adjusted EBITDA ⁽²⁾	597	721	(124)
Volumes (mboe/d) ⁽³⁾	185	190	(5)

Change in Results	
Net revenue⁽¹⁾⁽²⁾	Decrease largely due to lower margins on crude oil resulting from the lower prices across the crude oil complex, coupled with lower NGL margins resulting from lower propane and butane prices, and lower natural gas marketing margins due to the decrease in Chicago natural gas prices.
Realized (gain) loss on commodity-related derivatives	The realized gain is primarily due to gains on NGL-based derivative instruments and renewable power purchase agreements, partially offset by realized losses related to natural gas marketing and crude oil-based derivatives.
Unrealized loss (gain) on commodity-related derivative financial instruments	The unrealized loss on commodity-related derivatives is primarily due to contracts that matured and were realized in the period, as well as the change in the forward prices for natural gas and power, partially offset by gains resulting from the decrease in the forward price for crude.
Share of (loss) profit from equity accounted investees	Decrease largely attributable to lower Share of Profit from Aux Sable resulting from lower revenues due to lower NGL prices, combined with a settlement provision recognized during the third quarter of 2023, partially offset by no impact of commodity-related derivatives recognized in the period compared to losses in 2022.
Reportable segment earnings before tax	Decrease largely due to lower net revenue and lower Share of Profit from Aux Sable, discussed above, partially offset by lower losses on commodity-related derivatives in 2023 compared to 2022, and lower net finance costs due to gains recognized on foreign exchange derivatives compared to losses in 2022.
Adjusted EBITDA⁽²⁾	Decrease largely due to lower net revenue and lower contributions from Aux Sable, which resulted from lower revenues and no impact of realized commodity-related derivatives compared to losses in 2022. These are partially offset by realized gains on commodity-related derivatives in 2023 compared to losses in 2022. Included in adjusted EBITDA is \$68 million (2022: \$116 million) related to Aux Sable.
Volumes (mboe/d)⁽³⁾	Consistent with the prior period. Revenue volumes include 34 mboe/d (2022: 36 mboe/d) related to Aux Sable.

Change in Adjusted EBITDA (\$ millions)⁽¹⁾⁽²⁾



⁽¹⁾ Includes inter-segment transactions. See Note 4 to the Consolidated Financial Statements.

⁽²⁾ Refer to the "Non-GAAP & Other Financial Measures" section of this MD&A.

⁽³⁾ Marketed NGL volumes in mboe/d. See the "Abbreviations" section of this MD&A for definition.

Financial and Operational Overview

(\$ millions, except where noted)	3 Months Ended December 31						12 Months Ended December 31					
	2023			2022			2023			2022		
	Volumes ⁽¹⁾	Reportable Segment Earnings Before Tax	Adjusted EBITDA ⁽²⁾	Volumes ⁽¹⁾	Reportable Segment Earnings Before Tax	Adjusted EBITDA ⁽²⁾	Volumes ⁽¹⁾	Reportable Segment Earnings Before Tax	Adjusted EBITDA ⁽²⁾	Volumes ⁽¹⁾	Reportable Segment Earnings Before Tax	Adjusted EBITDA ⁽²⁾
Marketing & New Ventures⁽³⁾												
Marketing	217	206	174	193	98	177	185	465	625	190	729	746
New Ventures ⁽⁴⁾	—	(2)	(1)	—	(2)	(6)	—	(30)	(28)	—	(21)	(25)
Total	217	204	173	193	96	171	185	435	597	190	708	721

⁽¹⁾ Marketed NGL volumes in mboe/d. See the "Abbreviations" section of this MD&A for definition.

⁽²⁾ Refer to the "Non-GAAP & Other Financial Measures" section of this MD&A.

⁽³⁾ Includes values attributed to Pembina's marketing activities and new ventures projects within the Marketing & New Ventures operating segment. For further details on Pembina's marketing activities and projects, refer to Pembina's AIF for the year ended December 31, 2023.

⁽⁴⁾ All New Ventures projects have not yet commenced operations and therefore have no volumes.

Projects & New Developments⁽¹⁾

The New Ventures group is responsible for the development of new large-scale, or value chain extending projects, including those that provide enhanced access to global markets and support a transition to a lower-carbon economy. Currently, Pembina is pursuing opportunities associated with LNG, low-carbon commodities, and large-scale GHG emissions reductions.

Pembina has formed a partnership with the Haisla Nation to develop the proposed Cedar LNG project, a three million tonne per annum floating LNG facility strategically positioned to leverage Canada's abundant natural gas supply and British Columbia's growing LNG infrastructure to produce industry-leading low-carbon, cost-competitive Canadian LNG for overseas markets. Cedar LNG will provide a valuable outlet for WCSB natural gas to access global markets and is expected to achieve higher prices for Canadian producers, contribute to lower overall emissions, and enhance global energy security. Given that Cedar LNG will be a floating facility, manufactured in the controlled conditions of a shipyard, it is expected that the project will have lower construction and execution risk. Further, powered by BC Hydro, Cedar LNG is expected to be one of the lowest emissions LNG facilities in the world.

Cedar LNG has substantially completed several key project deliverables, including obtaining material regulatory approvals; advancing inter-project agreements with Coastal GasLink and LNG Canada; signing a heads of agreement with Samsung Heavy Industries Co., Ltd. and Black & Veatch Corporation; and executing a lump sum engineering, procurement, and construction agreement to provide Cedar LNG with the necessary services to construct the project. In order to achieve this momentum, as at December 31, 2023, Pembina had invested approximately \$200 million in Cedar LNG.

Though numerous milestones have been achieved, the Cedar LNG project still faces a number of schedule driven interconnected elements that require resolution prior to making a final investment decision ("FID"), including binding commercial offtake, obtaining certain third-party consents, and project financing. On this basis, a FID is now expected in the middle of 2024.

Pembina and TC Energy Corporation ("TC Energy") have formed a partnership to develop the Alberta Carbon Grid ("ACG"), a carbon transportation and sequestration platform that is intended to enable Alberta-based industries to effectively manage their GHG emissions, contribute positively to Alberta's lower-carbon economy, and create sustainable long-term value for Pembina and TC Energy stakeholders. ACG is developing the Industrial Heartland project, which will have the potential to transport and store up to ten million tonnes of carbon dioxide annually. ACG completed the appraisal well drilling, logging and testing in December 2023. Preliminary data was consistent with ACG's storage capacity expectations and further work is underway to confirm the initial results. Throughout 2024, ACG will continue to progress commercial conversations, refine the project scope, and advance project engineering, including facility design and work on the pipeline routing.

⁽¹⁾ For further details on Pembina's significant assets, including definitions for capitalized terms used herein that are not otherwise defined, refer to Pembina's AIF for the year ended December 31, 2023 filed at www.sedarplus.ca (filed with the U.S. Securities and Exchange Commission at www.sec.gov under Form 40-F) and on Pembina's website at www.pembina.com.

Corporate

Financial Overview for the Three Months Ended December 31

Results of Operations

(\$ millions)	2023	2022	Change
Revenue	12	—	12
General and administrative ⁽¹⁾	103	93	10
Other expense ⁽¹⁾	6	2	4
Net finance costs ⁽¹⁾	111	109	2
Reportable segment loss before tax ⁽¹⁾	(209)	(206)	(3)
Income tax expense	117	87	30
Adjusted EBITDA ⁽²⁾	(81)	(82)	1

Change in Results	
Revenue	Relates primarily to fixed fee income related to shared service agreements with joint ventures following the PGI Transaction. \$9 million of shared service fee fixed income was netted against general and administrative in the fourth quarter of 2022.
General and administrative	Increase due to fixed fee income related to shared service agreements with joint ventures previously netted against general and administrative in 2022, discussed above, coupled with higher short-term incentive costs.
Reportable segment loss before tax	Consistent with prior period.
Income tax expense	Higher primarily due to higher earnings compared to the same period in 2022, partially offset by the recognition of previously unrecognized deferred tax assets.
Adjusted EBITDA⁽²⁾	Consistent with the prior period.

⁽¹⁾ Includes inter-segment eliminations.

⁽²⁾ Refer to the "Non-GAAP & Other Financial Measures" section of this MD&A.

Financial Overview for the 12 Months Ended December 31

Results of Operations

(\$ millions)	2023	2022	Change
Revenue	47	—	47
General and administrative ⁽¹⁾	314	285	29
Other expense ⁽¹⁾	6	4	2
Net finance costs ⁽¹⁾	425	418	7
Reportable segment loss before tax ⁽¹⁾	(696)	(708)	12
Income tax expense	413	248	165
Adjusted EBITDA ⁽²⁾	(220)	(239)	19

Change in Results	
Revenue	Relates primarily to fixed fee income related to shared service agreements with joint ventures following the PGI Transaction. \$24 million of shared service fee fixed income was netted against general and administrative in 2022.
General and administrative	Increase largely due to fixed fee income related to shared service agreements with joint ventures previously netted against general and administrative in 2022, discussed above, combined with higher salaries and wages, short-term incentive costs, and information technology-related maintenance costs, partially offset by lower long-term incentive costs driven by the change in Pembina's share price in 2023 compared to the change in share price in 2022, as well as Pembina's performance relative to peers.
Reportable segment loss before tax	Lower loss primarily due to shared service revenue and lower long-term incentive costs, partially offset by higher salaries and wages, short-term incentive costs, and information technology-related maintenance costs.
Income tax expense	Higher due to the reduction in tax expense recorded in 2022 as a result of the PGI Transaction.
Adjusted EBITDA⁽²⁾	Increase largely due to the same items impacting reportable segment loss before tax, discussed above.

⁽¹⁾ Includes inter-segment eliminations.

⁽²⁾ Refer to the "Non-GAAP & Other Financial Measures" section of this MD&A.

4. LIQUIDITY & CAPITAL RESOURCES

Available Sources of Liquidity

As at December 31 (\$ millions)	2023	2022
Working capital ⁽¹⁾	(588)	(696)
Variable rate debt		
Senior unsecured credit facilities ⁽²⁾	778	771
Interest rate swapped debt	(31)	(338)
Total variable rate loans and borrowings outstanding (weighted average interest rate of 6.3% (2022: 5.9%))	747	433
Fixed rate debt		
Senior unsecured medium-term notes	9,100	9,200
Interest rate swapped debt	31	338
Total fixed rate loans and borrowings outstanding (weighted average interest rate of 4.0% (2022: 3.9%))	9,131	9,538
Total loans and borrowings outstanding	9,878	9,971
Cash and unutilized debt facilities	2,240	2,181
Subordinated hybrid notes (weighted average interest rate of 4.8% (2022: 4.8%))	600	600

⁽¹⁾ Current assets of \$2.6 billion (December 31, 2022: \$1.4 billion) less current liabilities of \$3.2 billion (December 31, 2022: \$2.1 billion). As at December 31, 2023, working capital included \$650 million (December 31, 2022: \$600 million) associated with the current portion of long-term debt.

⁽²⁾ Includes U.S. \$250 million variable rate debt outstanding at December 31, 2023 (2022: U.S. \$250 million), with the full notional amount hedged using an interest rate swap at 1.47 percent.

Pembina currently anticipates that its cash flow from operating activities, the majority of which is derived from fee-based contracts, will be more than sufficient to meet its operating obligations, to fund its dividend and to fund its capital expenditures in the short term and long term, in addition to the funding commitment of the Alliance/Aux Sable Acquisition. Pembina expects to source funds required for debt maturities from cash, its credit facilities and by accessing the capital markets, as required. Based on its successful access to financing in the capital markets over the past several years, Pembina expects to continue to have access to additional funds as required. Refer to "Risk Factors – General Risk Factors – Additional Financing and Capital Resources" in this MD&A and Note 23 to the Consolidated Financial Statements for more information. Management continues to monitor Pembina's liquidity and remains satisfied that the leverage employed in Pembina's capital structure is sufficient and appropriate given the characteristics and operations of the underlying asset base.

Management may adjust Pembina's capital structure as a result of changes in economic conditions or the risk characteristics of the underlying assets. To maintain or modify Pembina's capital structure in the future, Pembina may renegotiate debt terms, repay existing debt, seek new borrowings, issue additional equity or hybrid securities and/or repurchase or redeem additional common or preferred shares.

As at December 31, 2023, Pembina's credit facilities consisted of: an unsecured \$1.5 billion (2022: \$1.5 billion) revolving credit facility, which includes a \$750 million (2022: \$750 million) accordion feature, which provides Pembina with the ability to increase the credit facility subject to lender approval, and matures in June 2028 (the "Revolving Facility"); an unsecured \$1.0 billion (2022: \$1.0 billion) sustainability linked revolving credit facility, which matures in June 2027 (the "SLL Credit Facility"); an unsecured U.S. \$250 million (2022: U.S. \$250 million) non-revolving term loan, which matures in May 2025; and an operating facility of \$50 million (2022: \$20 million), which matures in June 2024 and is typically renewed on an annual basis (collectively, the "Credit Facilities"). There are no mandatory principal repayments due over the term of the Credit Facilities. Pembina is required to meet certain specific and customary affirmative and negative financial covenants under the indenture governing its medium-term notes and the agreements governing its Credit Facilities, including a requirement to maintain certain financial ratios. See "Liquidity & Capital Resources – Covenants" below for more information.

The SLL Credit Facility contains pricing adjustments that reduce or increase borrowing costs based on Pembina's performance relative to a GHG emissions intensity reduction performance target. Previously, Pembina announced its commitment to reduce its GHG emissions intensity by 30 percent by 2030, relative to baseline 2019 levels. The specific terms of the SLL Credit Facility include annual intermediate targets that align with Pembina's trajectory towards its 2030 target.

Pembina is also subject to customary restrictions on its operations and activities under the indenture governing its medium-term notes and the agreements governing its Credit Facilities, including restrictions on the granting of security, incurring indebtedness and the sale of its assets.

With the exception of the sustainability-linked adjustments to borrowing costs, the terms and conditions of the SLL Credit Facility and the Revolving Facility, including financial covenants, are substantially similar to each other.

Financing Activity

On May 31, 2023, Pembina completed an extension on its \$1.5 billion Revolving Facility, which now matures in June 2028, and an extension on its \$1.0 billion SLL Credit Facility, which now matures in June 2027.

On June 1, 2023, Pembina's \$600 million aggregate principal amount of senior unsecured medium-term notes, series 14, matured and were fully repaid.

On June 22, 2023, Pembina closed an offering of \$500 million aggregate principal amount of senior unsecured medium-term notes. The offering was conducted in three tranches, consisting of the issuance of \$300 million aggregate principal amount of senior unsecured medium-term notes, series 19, having a fixed coupon of 5.72 percent per annum, payable semi-annually and maturing on June 22, 2026; \$100 million aggregate principal amount issued through a re-opening of Pembina's senior unsecured medium-term notes, series 5, having a fixed coupon of 3.54 percent per annum, paid semi-annually, and maturing on February 3, 2025; and \$100 million aggregate principal amount issued through a re-opening of Pembina's senior unsecured medium-term notes, series 6, having a fixed coupon of 4.24 percent per annum, paid semi-annually, and maturing on June 15, 2027.

On December 19, 2023, Pembina closed the Subscription Receipt Offering for total gross proceeds of approximately \$1.3 billion. The net proceeds of the Subscription Receipt Offering will be used to finance a portion of the purchase price for the Alliance/Aux Sable Acquisition. Refer to the "Alliance/Aux Sable Acquisition" and "Share Capital – Subscription Receipts" sections of this MD&A for additional information.

Subsequent to year-end, on January 12, 2024, Pembina closed an offering of \$1.8 billion aggregate principal amount of senior unsecured medium-term notes (the "MTN Offering"). The MTN Offering was conducted in three tranches, consisting of the issuance of \$600 million aggregate principal amount of senior unsecured medium-term notes, series 20 ("Series 20 notes"), having a fixed coupon of 5.02 percent per annum, payable semi-annually and maturing on January 12, 2032; \$600 million aggregate principal amount of senior unsecured medium-term notes, series 21 ("Series 21 notes"), having a fixed coupon of 5.21 percent per annum, payable semi-annually and maturing on January 12, 2034; and \$600 million aggregate principal amount of senior unsecured medium-term notes, series 22 ("Series 22 notes"), having a fixed coupon of 5.67 percent per annum, payable semi-annually and maturing on January 12, 2054. Pembina used a portion of the net proceeds of the MTN Offering to repay indebtedness of the Company under the Revolving Facility and for general corporate purposes. Pembina intends to use the remaining net proceeds of the MTN Offering to fund a portion of the purchase price for the Alliance/Aux Sable Acquisition. Refer to the "Alliance/Aux Sable Acquisition" section of this MD&A for additional information.

Pembina will be required to redeem the Series 20 and Series 21 notes pursuant to a special mandatory redemption at a redemption price equal to 101 percent of the aggregate principal amount of the Series 20 and Series 21 notes, plus accrued and unpaid interest to, but excluding, the date of such special mandatory redemption, if (i) the closing of the Alliance/Aux Sable Acquisition has not occurred on or prior to 5:00 p.m. (MST) on October 1, 2024 (the "Outside Date"); (ii) the purchase and sale agreement in respect of the Alliance/Aux Sable Acquisition is terminated at any time prior to the Outside Date; (iii) Pembina gives notice to Computershare Trust Company of Canada, as trustee for the Series 21 and 22 notes, that it does not intend to proceed with the Alliance/Aux Sable Acquisition; or (iv) Pembina announces to the public that it does not intend to proceed with the Alliance/Aux Sable Acquisition.

Subsequent to year-end, on January 22, 2024, Pembina's \$650 million aggregate principal amount of senior unsecured medium-term notes, series 8, matured and were fully repaid.

Covenants

Pembina's financial covenants under the indenture governing its medium-term notes and the agreements governing the Credit Facilities include the following:

Debt Instrument	Financial Covenant ⁽¹⁾	Ratio	Ratio as at December 31, 2023
Senior unsecured medium-term notes	Funded Debt to Capitalization	Maximum 0.70	0.38
Credit Facilities	Debt to Capital	Maximum 0.70	0.38

⁽¹⁾ Terms as defined in relevant agreements.

Pembina was in compliance with all covenants under the note indenture governing its medium-term notes and the agreements governing its Credit Facilities as at December 31, 2023 (2022: in compliance).

Credit Risk

Pembina continues to actively monitor and reassess the creditworthiness of its counterparties. The majority of Pembina's credit exposure is to investment grade counterparties. Pembina assesses all high exposure counterparties during the onboarding process and actively monitors credit limits and exposure across the business. Pembina may reduce or mitigate its exposure to certain counterparties where it is deemed warranted and permitted under contractual terms. Where warranted, financial assurances may be sought from counterparties to mitigate and reduce risk, and such assurances may include guarantees, letters of credit and cash collateral. Letters of credit totaling \$124 million (2022: \$168 million) were held as at December 31, 2023, primarily in respect of customer trade receivables.

Credit Ratings

The following information with respect to Pembina's credit ratings is provided as such information relates to Pembina's financing costs and liquidity. Specifically, credit ratings affect Pembina's ability to obtain short-term and long-term financing and the cost of such financing. A reduction in the current ratings of Pembina's debt by its rating agencies, particularly a downgrade below investment-grade ratings, could adversely affect Pembina's cost of financing and its access to sources of liquidity and capital. In addition, changes in credit ratings and the associated costs may affect Pembina's ability to enter into normal course derivative or hedging transactions. Credit ratings are intended to provide investors with an independent measure of the credit quality of any issues of securities. The credit ratings assigned by the rating agencies are not recommendations to purchase, hold or sell the securities, nor do the credit rating agencies comment on the market price or suitability for a particular investor. Any credit rating may not remain in effect for a given period of time or may be revised or withdrawn entirely by a rating agency in the future if, in its judgment, circumstances so warrant.

DBRS Limited ("DBRS") rates Pembina's senior unsecured medium-term notes 'BBB (high)'. DBRS has also assigned a debt rating of 'BBB (low)' to Pembina's Fixed-To-Fixed Rate Subordinated Notes, Series 1 (the "Series 1 Subordinated Notes") and a rating of 'Pfd-3 (high)' for each issued series of Pembina's Class A Preferred Shares, other than the Class A Preferred Shares, Series 2021-A (the "Series 2021-A Class A Preferred Shares"), which are deliverable to the holders of the Series 1 Subordinated Notes following the occurrence of certain bankruptcy or insolvency events in respect of Pembina.

The long-term corporate credit rating assigned by S&P Global Ratings ("S&P") on Pembina is 'BBB'. S&P has also assigned a debt rating of 'BBB' to Pembina's senior unsecured medium-term notes, a debt rating of 'BB+' to the Series 1 Subordinated Notes, and a rating of 'P-3 (High)' to each issued series of Pembina's Class A Preferred Shares, other than the Series 2021-A Class A Preferred Shares.

Refer to "Description of the Capital Structure of Pembina – Credit Ratings" in the AIF for the year ended December 31, 2023 for further information.

Commitments and Off-Balance Sheet Arrangements

Commitments

Pembina had the following contractual obligations outstanding as at December 31, 2023:

Contractual Obligations ⁽¹⁾ (\$ millions)	Payments Due By Period				
	Total	Less than 1 year	1 – 3 years	3 – 5 years	After 5 years
Leases ⁽²⁾	857	102	181	152	422
Long-term debt ⁽³⁾	15,934	1,142	2,501	2,295	9,996
Construction commitments ⁽⁴⁾	707	525	182	—	—
Other commitments related to lease contracts ⁽⁵⁾	502	79	100	75	248
Transportation and processing ⁽⁶⁾	176	38	98	31	9
Funding commitments ⁽⁷⁾	315	289	13	13	—
Software, cloud computing and other	26	11	11	3	1
Total contractual obligations	18,517	2,186	3,086	2,569	10,676

⁽¹⁾ Pembina enters into product purchase agreements and power purchase agreements to secure supply for future operations. Purchase prices of both NGL and power are dependent on current market prices. Volumes and prices for NGL and power contracts cannot be reasonably determined, and therefore, an amount has not been included in the contractual obligations schedule. Product purchase agreements range from one to eight years and involve the purchase of NGL products from producers. Assuming product is available, Pembina has secured between 18 and 190 mbpd of NGL each year up to and including 2031. Power purchase agreements range from one to 23 years and involve the purchase of power from electrical service providers. Pembina has secured up to 75 megawatts per day each year up to and including 2046.

⁽²⁾ Includes terminals, rail, office space, land and vehicle leases.

⁽³⁾ Includes loans and borrowings, subordinated hybrid notes and interest payments on Pembina's senior unsecured medium-term notes. Excludes deferred financing costs.

⁽⁴⁾ Excludes significant projects that are awaiting regulatory approval, projects which Pembina is not committed to construct, and projects that are executed by equity accounted investees.

⁽⁵⁾ Relates to expected variable lease payments excluded from the measurements of the lease liability, payments under lease contracts which have not yet commenced, and payments related to non-lease components in lessee lease contracts.

⁽⁶⁾ Take-or-pay payments for minimum volumes to be transported or processed, including \$10 million of contract transportation on the Alliance Pipeline.

⁽⁷⁾ Pembina has committed to fund the construction of an asset that will connect Pembina's assets into a third-party pipeline, as well as fund the development of an asset. At December 31, 2023, Pembina has a remaining commitment of \$229 million to Cedar LNG for pre-FID costs.

Off-Balance Sheet Arrangements

As at December 31, 2023, Pembina does not have any off-balance sheet arrangements that have, or are reasonably likely to have, a current or future effect on Pembina's financial condition, results of operations, liquidity or capital expenditures.

Letters of Credit

Pembina has provided letters of credit to various third parties in the normal course of conducting business. The letters of credit include financial guarantees to counterparties for product purchases and sales, transportation services, utilities, engineering and construction services. The letters of credit have not had, and are not expected to have, a material impact on Pembina's financial position, earnings, liquidity or capital resources. As at December 31, 2023, Pembina had \$201 million (2022: \$198 million) in letters of credit issued.

5. SHARE CAPITAL

Common Shares

On March 7, 2023, the Toronto Stock Exchange ("TSX") accepted the renewal of Pembina's normal course issuer bid (the "NCIB") that allows the Company to repurchase, at its discretion, up to five percent of the Company's outstanding common shares (representing approximately 27.5 million common shares) through the facilities of the TSX, the New York Stock Exchange and/or alternative Canadian trading systems or as otherwise permitted by applicable securities law, subject to certain restrictions on the number of common shares that may be purchased on a single day. Common shares purchased by the Company under the NCIB are cancelled. The NCIB commenced on March 10, 2023 and will terminate on March 9, 2024 or on such earlier date as the Company has purchased the maximum number of common shares permitted pursuant to the NCIB or at such time Pembina determines to no longer make purchases thereunder.

The following table summarizes Pembina's share repurchases under its NCIB:

For the years ended December 31 (millions, except as noted)	2023	2022
Number of common shares repurchased for cancellation (thousands)	1,197	7,154
Average price per share	\$41.76	\$46.55
Total cost ⁽¹⁾	50	333

⁽¹⁾ Total cost includes \$34 million (2022: \$204 million) charged to share capital and \$16 million (2022: \$129 million) charged to deficit.

Outstanding Share Data

Issued and outstanding (thousands) ⁽¹⁾	February 15, 2024
Common shares	549,474
Subscription receipts	29,900
Stock options ⁽²⁾	10,280
Series 1 Class A Preferred Shares	10,000
Series 3 Class A Preferred Shares	6,000
Series 5 Class A Preferred Shares	10,000
Series 7 Class A Preferred Shares	10,000
Series 9 Class A Preferred Shares	9,000
Series 15 Class A Preferred Shares	8,000
Series 17 Class A Preferred Shares	6,000
Series 19 Class A Preferred Shares	8,000
Series 21 Class A Preferred Shares	14,972
Series 22 Class A Preferred Shares	1,028
Series 25 Class A Preferred Shares	10,000

⁽¹⁾ Pembina issued 600,000 Series 2021-A Class A Preferred Shares to the Computershare Trust Company of Canada, to be held in trust to satisfy its obligations under the indenture governing the Series 1 Subordinated Notes, in connection with the issuance of the Series 1 Subordinated Notes.

⁽²⁾ Balance includes 7.8 million exercisable stock options.

Common Share Dividends

Common share dividends are payable if, as and when declared by Pembina's Board of Directors. The amount and frequency of dividends declared and payable is at the discretion of Pembina's Board of Directors, which considers earnings, cash flow, capital requirements, the financial condition of Pembina and other relevant factors when making its dividend determination.

Preferred Shares

On January 16, 2023, Pembina announced that it did not intend to exercise its right to redeem the 10 million issued and outstanding Cumulative Redeemable Minimum Rate Reset Class A Preferred Shares, Series 25 (the "Series 25 Class A Preferred Shares") outstanding on February 15, 2023. The annual dividend rate for the Series 25 Class A Preferred Shares for the five-year period from and including February 15, 2023 to, but excluding, February 15, 2028 is 6.481 percent.

On January 30, 2023, Pembina announced that it did not intend to exercise its right to redeem the 16 million issued and outstanding Cumulative Redeemable Minimum Rate Reset Class A Preferred Shares, Series 21 (the "Series 21 Class A Preferred Shares") outstanding on March 1, 2023. The annual dividend rate for the Series 21 Class A Preferred Shares for the five-year period from and including March 1, 2023 to, but excluding March 1, 2028 is 6.302 percent.

On February 14, 2023, holders of an aggregate of 1,028,130 of the 16 million issued and outstanding Series 21 Class A Preferred Shares elected to convert, on a one-for-one basis, their Series 21 Class A Preferred Shares into Cumulative Redeemable Floating Rate Class A Preferred Shares, Series 22 ("Series 22 Class A Preferred Shares"). As a result of the exercise of such conversion rights, Pembina has 14,971,870 Series 21 Class A Preferred Shares and 1,028,130 Series 22 Class A Preferred Shares issued and outstanding. The annual dividend rate applicable to the Series 22 Class A Preferred Shares for the three-month floating rate period from and including March 1, 2024 to, but excluding June 1, 2024 is 8.291 percent.

On November 1, 2023, Pembina announced that it did not intend to exercise its right to redeem the 10 million issued and outstanding Cumulative Redeemable Rate Reset Class A Preferred Shares, Series 1 (the "Series 1 Class A Preferred Shares") outstanding on December 1, 2023. The annual dividend rate for the Series 1 Class A Preferred Shares for the five-year period from and including December 1, 2023 to, but excluding December 1, 2028 is 6.525 percent.

Subsequent to year-end, on January 31, 2024, Pembina announced that it did not intend to exercise its right to redeem the six million Cumulative Redeemable Rate Reset Class A Preferred Shares, Series 3 (the "Series 3 Class A Preferred Shares") outstanding on March 1, 2024. The annual dividend rate for the Series 3 Class A Preferred Shares for the five-year period from and including March 1, 2024 to, but excluding March 1, 2029 will be 6.019 percent.

Preferred Share Dividends

Other than in respect of the Series 2021-A Class A Preferred Shares, the holders of Pembina's Class A Preferred Shares are entitled to receive fixed or floating cumulative dividends, as applicable. Dividends on the Series 1, 3, 5, 7, 9, 21 and 22 Class A Preferred Shares are payable quarterly on the first day of March, June, September and December, if, as and when declared by the Board of Directors of Pembina. Dividends on the Series 15, 17 and 19 Class A Preferred Shares are payable on the last day of March, June, September and December in each year, if, as and when declared by the Board of Directors of Pembina. Dividends on the Series 25 Class A Preferred Shares are payable on the 15th day of February, May, August and November in each year, if, as and when declared by the Board of Directors of Pembina.

Dividends are not payable on the Series 2021-A Class A Preferred Shares, nor shall any dividends accumulate or accrue, prior to delivery of Series 2021-A Class A Preferred Shares to the holders of the Series 1 Subordinated Notes following the occurrence of certain bankruptcy or insolvency events in respect of Pembina. Thereafter, dividends on the Series 2021-A Class A Preferred Shares are payable on the 25th day of January and July in each year, if, as and when declared by the Board of Directors.

Subscription Receipts

In connection with the Alliance/Aux Sable Acquisition, on December 19, 2023, Pembina closed the Subscription Receipt Offering, pursuant to which Pembina issued and sold 29.9 million subscription receipts (including 3.9 million subscription receipts issued pursuant to the exercise in full by the underwriters for the Subscription Receipt Offering of the over-allotment option granted to them by Pembina) at a price of \$42.85 per subscription receipt for total gross proceeds of approximately \$1.3 billion. The net proceeds of the Offering are held in escrow and are expected to be used by Pembina to fund a portion of the purchase price of the Alliance/Aux Sable Acquisition.

The subscription receipts entitle the holder thereof to receive (i) automatically, upon the closing of the Alliance/Aux Sable Acquisition, without any further action on the part of the holder thereof and without payment of additional consideration, one common share, and (ii) payments per subscription receipt equal to the cash dividends per common share, if any, paid or payable to holders of common shares in respect of all record dates for such dividends occurring from December 19, 2023 to, but excluding, the closing date of the Alliance/Aux Sable Acquisition or to, and including, the date of the termination or cancellation of the Alliance/Aux Sable Acquisition, as applicable. These dividend equivalent payments are to be paid net of any applicable withholding taxes on the same date dividends are paid to common shareholders.

While the subscription receipts remain outstanding, they do not affect the calculation of Pembina's basic or diluted earnings per share, as the issuance of the common shares in exchange for the subscription receipts is contingent upon the closing of the Alliance/Aux Sable Acquisition.

For more information regarding the subscription receipts and the terms thereof, refer to "Description of the Capital Structure of Pembina – Subscription Receipts" in the AIF for the year ended December 31, 2023.

6. CAPITAL EXPENDITURES

(\$ millions)	3 Months Ended December 31		12 Months Ended December 31	
	2023	2022	2023	2022
Pipelines	135	78	448	342
Facilities	25	39	102	153
Marketing & New Ventures	3	6	10	59
Corporate and other projects	14	20	46	51
Total capital expenditures ⁽¹⁾	177	143	606	605

⁽¹⁾ Includes \$28 million for the three months ended December 31, 2023 (2022: \$38 million) and \$101 million for the twelve months ended December 31, 2023 (2022: \$160 million) related to non-recoverable sustainment activities.

In both 2023 and 2022, Pipelines capital expenditures continued to be largely related to Pembina's Peace Pipeline system expansion projects. Pipelines capital expenditures in 2023 also included the reactivation of the Nipisi Pipeline, completed in the fourth quarter of 2023. Facilities capital expenditures in 2023 primarily related to Redwater expansion projects. In 2022, Facilities capital expenditures were primarily related to continued expansion at the Empress Co-generation Facility. In 2023, there were no significant projects for Marketing & New Ventures capital expenditures. In 2022, Marketing & New Ventures capital expenditures were primarily related to the purchase of linefill for the Phase VII Peace Pipeline expansion. Corporate capital expenditures in 2023 and 2022 related mainly to information technology infrastructure and systems development.

Future capital expenditures for 2024 are estimated to be \$750 million and are primarily related to the construction of the Phase VIII Peace Pipeline Expansion and the NEBC MPS Expansion, construction of the RFS IV Expansion, investments in smaller growth projects, including various laterals and terminals, and spending on projects previously placed into service. Of the total future capital expenditure, \$90 million is designated for non-recoverable sustaining capital to ensure safe and reliable operations.

For contributions to equity accounted investees, refer to the "Segment Results - Equity Accounted Investees Overview by Division" section of this MD&A.

7. SELECTED QUARTERLY INFORMATION

Selected Quarterly Operating Information

<i>(mboe/d)</i>	2023				2022			
	Q4	Q3	Q2	Q1	Q4	Q3	Q2	Q1
Volumes⁽¹⁾⁽²⁾								
Pipelines								
Conventional Pipelines	1,054	1,034	881	900	1,024	977	937	897
Transmission Pipelines	590	582	580	594	593	577	564	621
Oil Sands Pipelines	1,008	979	977	973	976	977	975	975
Facilities								
Gas Services	602	605	564	563	588	686	664	675
NGL Services	199	198	185	158	211	207	204	201
Total	3,453	3,398	3,187	3,188	3,392	3,424	3,344	3,369
Marketing & New Ventures								
Marketed NGL	217	166	163	194	193	184	176	206

⁽¹⁾ Revenue volumes in mboe/d. See the "Abbreviations" section of this MD&A for definition.

⁽²⁾ Includes Pembina's proportionate share of volumes from equity accounted investees.

Take-or-pay Contract Liabilities

<i>(\$ millions)</i>	2023				2022			
	Q4	Q3	Q2	Q1	Q4	Q3	Q2	Q1
Opening balance	22	40	26	3	15	27	25	3
Revenue deferred	62	65	51	49	48	55	51	48
Revenue recognized	(83)	(83)	(37)	(26)	(60)	(68)	(46)	(26)
Transfers to liabilities related to assets held for sale	—	—	—	—	—	3	(3)	—
Disposition	—	—	—	—	—	(2)	—	—
Ending take-or-pay contract liability balance	1	22	40	26	3	15	27	25

Quarterly Financial Information

(\$ millions, except where noted)	2023				2022			
	Q4	Q3	Q2	Q1	Q4	Q3	Q2	Q1
Revenue	2,466	2,292	2,070	2,297	2,699	2,779	3,095	3,038
Net revenue ⁽¹⁾	1,117	1,073	858	946	1,043	1,030	1,020	1,154
Operating expenses	217	219	189	200	240	225	211	193
Realized loss (gain) on commodity-related derivative financial instruments	21	6	(14)	(24)	(10)	19	49	47
Share of profit from equity accounted investees	94	43	97	82	79	123	74	85
Gross profit	850	659	659	672	681	874	711	857
Adjusted EBITDA ⁽¹⁾	1,033	1,021	823	947	925	967	849	1,005
Earnings	698	346	363	369	243	1,829	418	481
Earnings per common share – basic (dollars)	1.21	0.58	0.60	0.61	0.39	3.24	0.70	0.81
Earnings per common share – diluted (dollars)	1.21	0.57	0.60	0.61	0.39	3.23	0.69	0.81
Cash flow from operating activities	880	644	653	458	947	723	604	655
Cash flow from operating activities per common share – basic (dollars)	1.60	1.17	1.19	0.83	1.72	1.30	1.09	1.19
Adjusted cash flow from operating activities ⁽¹⁾	747	659	606	634	690	588	683	700
Adjusted cash flow from operating activities per common share – basic (dollars) ⁽¹⁾	1.36	1.20	1.10	1.15	1.25	1.07	1.23	1.27
Common shares outstanding (millions):								
Weighted average – basic	549	549	550	550	551	554	554	551
Weighted average – diluted	550	550	551	551	553	556	557	552
End of period	549	549	549	550	550	552	555	552
Common share dividends declared	367	366	367	359	359	354	349	347
Dividends per common share	0.66	0.67	0.67	0.65	0.65	0.64	0.63	0.63
Preferred share dividends declared	30	31	31	28	32	31	32	31
Capital expenditures	177	169	123	137	143	131	152	179
Contributions to equity accounted investees	202	20	11	38	46	24	6	19
Distributions from equity accounted investees	227	202	191	199	235	138	145	155

⁽¹⁾ Refer to the "Non-GAAP & Other Financial Measures" section of this MD&A.

During the periods highlighted in the table above, there were new large-scale growth projects across Pembina's business being placed into service. The Company's financial and operating results have also been impacted by the volatility of commodity market prices, fluctuations in foreign exchange rates, and inflation. In addition to these factors, several other notable elements have impacted Pembina's financial and operating results during the specified periods above, including:

- the completion of the PGI Transaction, which resulted in a gain recognized by Pembina of \$1.1 billion in the third quarter of 2022 and other impacts to Pembina's earnings;
- the Ruby Settlement Agreement in the fourth quarter of 2022 with Ruby Pipeline, L.L.C. (the "Ruby Subsidiary") which provided for the payment in January 2023 from Pembina to the Ruby Subsidiary of U.S. \$102 million in exchange for the release of Pembina from any causes of action arising in connection with, among other things, the prepetition distributions and the Ruby Subsidiary Bankruptcy (as defined below);
- the Northern Pipeline system outage in the first and second quarter of 2023 and the Wildfires in the second quarter of 2023, collectively resulted in a total impact on earnings of \$95 million in 2023;
- contributions made by Pembina of \$145 million to Aux Sable in the fourth quarter of 2023, representing Pembina's proportionate share of a claim filed by a counterparty to an NGL supply agreement with Aux Sable which was settled and discontinued in the fourth quarter of 2023; and
- the impairment reversal of \$231 million recognized in the fourth quarter 2023 in the Pipelines Division related to successful contract negotiations on the Nipisi Pipeline and the pipeline being put back into service in October 2023.

Selected Quarterly Market Pricing

(\$ average)	2023				2022			
	Q4	Q3	Q2	Q1	Q4	Q3	Q2	Q1
WTI (USD/bbl)	78.32	82.26	73.78	76.13	82.64	91.56	108.41	94.29
FX (USD/CAD)	1.36	1.34	1.34	1.35	1.36	1.31	1.28	1.27
AECO Natural Gas (CAD/GJ)	2.52	2.26	2.22	4.12	5.29	5.50	5.95	4.35
Station 2 Natural Gas (CAD/GJ)	1.95	2.08	1.79	2.74	3.06	2.94	6.45	4.46
Chicago Citygate Natural Gas (USD/mmbtu)	2.63	2.31	1.99	4.32	5.86	7.86	6.97	5.74
Mt Belvieu Propane (USD/gal)	0.67	0.69	0.68	0.82	0.80	1.08	1.25	1.31
Alberta Power Pool (CAD/MWh)	81.74	151.18	159.87	141.42	213.64	221.90	122.49	90.47
Pembina 20-day volume-weighted average share price	45.13	41.43	41.57	43.63	46.26	44.99	47.97	46.57

8. SELECTED EQUITY ACCOUNTED INVESTEE INFORMATION

Loans and Borrowings of Equity Accounted Investees

Under equity accounting, the assets and liabilities of an investment are reported as a single line item in the Consolidated Statement of Financial Position, "Investments in Equity Accounted Investees". To assist readers' understanding and to evaluate the capitalization of Pembina's investments, loans and borrowings associated with investments in equity accounted investees are presented below based on Pembina's proportionate ownership in such investments, as at December 31, 2023. The loans and borrowings are presented and classified by the division in which the results for the investment are reported. Please refer to the "Abbreviations" section for a summary of Pembina's investments in equity accounted investees and the division in which their results are reported.

As at December 31 (\$ millions) ⁽¹⁾	2023	2022
Pipelines ⁽²⁾	344	672
Facilities ⁽³⁾	2,461	2,694
Total	2,805	3,366

⁽¹⁾ Balances reflect Pembina's ownership percentage of the outstanding balance face value.

⁽²⁾ Balance at December 31, 2022 includes \$322 million of loans and borrowings associated with Ruby, which were extinguished upon the completion of the sale of Ruby on January 13, 2023. Refer to "Financing Activities for Equity Accounted Investees" section below for further details.

⁽³⁾ Balance at December 31, 2022 includes \$330 million, Pembina's ownership share of \$550 million of loans and borrowings on a PGI credit facility funding the construction of the Key Access Pipeline System ("KAPS") project, which was fully repaid upon the closing of the sale of KAPS on April 26, 2023.

Financing Activities for Equity Accounted Investees

Ruby

The Ruby Subsidiary had U.S. \$475 million principal amount (100 percent gross) of unsecured notes that matured on April 1, 2022 (the "2022 Notes"). On March 31, 2022, the Ruby Subsidiary filed a voluntary petition for relief under Chapter 11 of the United States Bankruptcy Code in the United States Bankruptcy Court for the District of Delaware (the "Ruby Subsidiary Bankruptcy") as it lacked sufficient liquidity to satisfy its obligations under the 2022 Notes on the maturity date. On November 18, 2022, Pembina and certain of its subsidiaries entered into the Ruby Settlement Agreement with the Ruby Subsidiary which provided for the release of Pembina from any causes of action arising in connection with, among other things, the prepetition distributions and the Ruby Subsidiary Bankruptcy in exchange for a U.S. \$102 million payment by Pembina to the Ruby Subsidiary. In January 2023, the United States Bankruptcy Court for the District of Delaware approved the Ruby Subsidiary's Chapter 11 plan of reorganization (the "Ruby Subsidiary Plan") and the Ruby Settlement Agreement. The Ruby Subsidiary Plan provided for the sale of the Ruby Subsidiary's reorganized equity to a third-party, which sale was completed on January 13, 2023, and the distribution of the sales proceeds and cash on hand of the Ruby Subsidiary to the creditors of the Ruby Subsidiary, including approximately U.S. \$14 million to an affiliate of Pembina in respect of the subordinated notes issued by the Ruby Subsidiary to that Pembina affiliate. Following the completion of the sale of the Ruby Subsidiary's reorganized equity, Pembina ceased to have any ownership interest in the Ruby Pipeline.

Cedar LNG

Cedar LNG continued to progress pre-FID activities on the LNG project during 2023 with an FID decision expected in the middle of 2024. During the third quarter of 2023, Pembina entered into amending agreements with Cedar LNG for incremental funding of pre-FID costs. As at December 31, 2023, Pembina has a remaining commitment of U.S. \$13 million under the amending agreements. As additional pre-FID funding will be required, Pembina has executed a new funding agreement with its partner. Under the terms of the new agreement, if additional pre-FID spending is approved and the project continues to advance, Pembina may fund incremental spending and in return would receive a promissory note from its partner for the partner's 50.1 percent share of funding. The promissory note will be contingent on the project reaching positive FID.

During 2023, Pembina contributed \$41 million into Cedar LNG for pre-FID spending, which has been recorded as part of Pembina's equity accounted investment. Cedar LNG directly executed several contracts and entered into commitments necessary to facilitate the FID decision. As at December 31, 2023, Pembina has provided insurance contracts in support of the project with an aggregate maximum exposure of \$160 million and has also made commitments under executed contracts for an additional \$229 million to Cedar LNG for pre-FID costs. Included in both amounts is \$60 million (U.S. \$45 million) which was in the form of an issued letter of credit at year-end and was extinguished in January 2024 through an equity contribution by Pembina to Cedar LNG. Additional financial guarantees and commitments will be required prior to the FID decision.

Under Pembina's insurance contracts issued in support of the Cedar LNG project, Pembina is obligated to reimburse the costs incurred by certain of Cedar LNG's counterparties if, and only if, Cedar LNG fails to satisfy its obligations under its contracts with those counterparties. Payment under these insurance contracts, if required, would be capped at the amount of costs actually incurred by the counterparty. Refer to "Accounting Policies & Estimates" section of this MD&A for further information on Pembina's insurance contracts provided to Cedar LNG.

Commitments to Equity Accounted Investees

Pembina has commitments to provide contributions to certain equity accounted investees based on annual budgets approved by the joint venture partners and contractual agreements.

Credit Risk for Equity Accounted Investees

At December 31, 2023, Pembina's various equity accounted investees held letters of credit totaling \$62 million (2022: \$75 million) primarily in respect of customer trade receivables.

9. RELATED PARTY TRANSACTIONS

Pembina enters into transactions with related parties in the normal course of business and all transactions are measured at their exchange amount, unless otherwise noted. Pembina provides management and operational oversight services, on a fixed fee and cost recovery basis, to certain equity accounted investees. Pembina also contracts for services and capacity from certain of its equity accounted investees, advances funds to support operations and provides letters of credit, including financial guarantees.

A summary of the significant related party transactions and balances are as follows:

For the years ended December 31 <i>(\$ millions)</i>	2023	2022
Services provided ⁽¹⁾		
PGI	272	106
Aux Sable	132	104
Alliance	15	16
Cedar LNG	12	7
Veresen Midstream	—	35
Other ⁽²⁾	2	1
Total services provided	433	269
Services received		
PGI	12	11
Alliance	12	12
Other ⁽²⁾	—	3
Total services received	24	26
As at December 31 <i>(\$ millions)</i>	2023	2022
Advances to related parties ⁽³⁾	—	22
Trade receivables and other ⁽⁴⁾	36	42
Trade payables and other ⁽⁵⁾	1	150

⁽¹⁾ Services provided by Pembina include payments made by Pembina on behalf of related parties.

⁽²⁾ Other includes transactions with CKPC, Grand Valley, and ACG (for 2023 only). Excluded are amounts recorded on the transfer of assets and liabilities as part of the dissolution of CKPC.

⁽³⁾ During the year ended December 31, 2023, Pembina settled an advance due from Ruby for U.S. \$14 million and Fort Corp repaid advances of \$4 million.

⁽⁴⁾ As at December 31, 2023, trade receivables and other includes \$33 million due from PGI (2022: \$41 million).

⁽⁵⁾ As at December 31, 2022, trade payables and other included U.S. \$102 million related to the Ruby Settlement Agreement with Ruby, which was settled in January 2023.

10. ACCOUNTING POLICIES & ESTIMATES

Changes in Accounting Policies

The accounting policies used in preparing the Consolidated Financial Statements are described in Note 3. Except as noted below, there were no other new accounting standards or amendments to existing standards adopted in the 12 months ended December 31, 2023 that have a material impact on Pembina's financial statements.

IFRS 17 Insurance Contracts

The Company adopted IFRS 17 *Insurance Contracts* effective January 1, 2023. IFRS 17 establishes principles for the recognition, measurement, presentation, and disclosure of insurance contracts. IFRS 17 has been applied using a full retrospective approach and as result, the Company has restated certain comparative amounts. Refer to Note 3 of the Consolidated Financial Statements for further information.

Pembina's insurance contracts are comprised of a parental guarantee and letters of credit that it provides to the Company's joint venture, Cedar LNG. Under the contracts, Pembina will reimburse Cedar LNG's counterparties in the event that Cedar LNG is unable to pay its obligations when due. Pembina does not receive premiums from the counterparties for providing the insurance contract, and as a result the contracts are considered onerous.

On initial recognition or when the contract is modified, Pembina recognizes the cost of providing the contract on behalf of the joint venture as an in-substance contribution to the joint venture. All other changes to the insurance liability are recognized in earnings. Pembina applies judgments to determine the future probability and expected cashflows related to its insurance contracts. These judgments include assessing different scenarios for the likelihood that the Cedar LNG project will reach a positive final investment decision and assessing the potential cash outflows that Pembina would be required to make under the different scenarios. A risk adjustment is then applied to the probability weighted cash outflows for the non-financial risks inherent in the scenarios, and a credit-adjusted discount rate is used to incorporate the financial risks of non-performance. Following a positive FID, Cedar may replace the Pembina guarantees and letters of credit with Cedar's own security. In this situation, Pembina's insurance contract obligations would be extinguished and a corresponding recovery recognized in net finance costs.

As a result of the initial adoption, Pembina's Consolidated Statement of Financial Position as at December 31, 2022, was restated to include an additional \$12 million in investments in equity accounted investees and trade payables and other. As at December 31, 2023, trade payables and other related to insurance contracts was \$17 million.

Amendments to IAS 1 – Disclosure of Accounting Policies

The Company adopted Amendments to IAS 1 *Disclosure of Accounting Policies* effective January 1, 2023. The amendments replace the requirement to disclose 'significant' accounting policies with a requirement to disclose 'material' accounting policies and establish guidance on how to apply the concept of materiality in determining material accounting policy disclosures. The amendments have been reflected by emphasizing the most relevant aspects of Pembina's accounting policies above.

New Standards and Interpretations Not Yet Adopted

Pembina continually monitors for new accounting standards and amendments to existing accounting standards issued by the International Accounting Standards Board. To date, such developments are concluded to either not be applicable or concluded to not have a future material impact on Pembina's financial reporting.

Critical Accounting Judgments and Estimates

The preparation of the Consolidated Financial Statements in conformity with IFRS requires management to make judgments, estimates, and assumptions that are based on facts and circumstances as at the date of the Consolidated Financial Statements, which could affect the reported amounts of assets, liabilities, income and expenses. Actual results may differ from these estimates.

Judgments, estimates, and underlying assumptions are reviewed on an ongoing basis. Revisions to accounting estimates are recognized in the period in which the estimates are revised and in any future periods affected. Information about estimates and judgments made in applying accounting policies that have the most significant effects on the amounts recognized in the financial statements is included in the following notes to the Consolidated Financial Statements:

Judgments

- Note 2(b)(ii): Assessment of joint control for joint arrangements;
- Note 3(f)(ii): The determination of cash generating units ("CGUs") in the assessment of non-financial asset impairments; and,
- Note 3(i): Identification of performance obligations in revenue arrangements.

Estimates

- Note 2(b)(ii): Fair value of an acquired interest in the PGI joint venture;
- Note 3(f)(ii): Recoverability of non-financial assets;
- Note 3(j): Provision for income taxes; and,
- Note 23: Fair value of Level 3 derivative instruments.

11. RISK FACTORS

Pembina's value proposition is based on balancing economic benefit against risk. Where appropriate, Pembina will seek to reduce risk. Pembina continually works to mitigate the impact of potential risks to its business by identifying all significant risks so that they can be appropriately managed. To assist with identifying and managing risk, Pembina has implemented a comprehensive Risk Management Program. The risks that may affect the business and operation of Pembina and its operating subsidiaries are described at a high level within this MD&A and more fully within Pembina's AIF, an electronic copy of which is available at www.pembina.com or on Pembina's SEDAR+ profile at www.sedarplus.ca and which is filed under Form 40-F on Pembina's EDGAR profile at www.sec.gov. Further, additional discussion about counterparty risk, market risk, liquidity risk and additional information on financial risk management can be found in Note 23 of the Consolidated Financial Statements.

Risks Inherent in Pembina's Business

Commodity Price Risk

Pembina's business is exposed to commodity price volatility and a substantial decline in the prices of these commodities could adversely affect its financial results.

Certain of the transportation contracts or tolling arrangements with respect to Pembina's pipeline assets do not include take-or-pay commitments from crude oil and natural gas producers and, as a result, Pembina is exposed to volume risk with respect to those assets. A decrease in volumes transported can directly and adversely affect Pembina's revenues and earnings. The demand for, and utilization of, Pembina's pipeline assets may be impacted by factors such as changing market fundamentals, capacity bottlenecks, operational incidents, regulatory restrictions, system maintenance, weather and increased competition. Market fundamentals, such as commodity prices and price differentials, natural gas and gasoline consumption, alternative energy sources and global supply disruptions outside of Pembina's control can impact both the supply of and demand for the commodities transported on Pembina's pipelines. See "*Reserve Replacement, Throughput and Product Demand*" below.

Pembina's Marketing business includes activities related to product storage, terminalling, and hub services. These activities expose Pembina to certain risks relating to fluctuations in commodity prices and, as a result, Pembina may experience volatility in revenue and impairments related to the book value of stored product with respect to these activities. Primarily, Pembina enters into contracts to purchase and sell crude oil, condensate, NGL and natural gas at floating market prices and, as a result, the prices of products that are marketed by Pembina are subject to volatility as a result of factors such as seasonal demand changes, the actions of OPEC, extreme weather conditions (the severity of which could increase due to climate change), geopolitical events such as armed conflict and political instability, and developments relating thereto, market inventory levels, general economic conditions, the availability and price of transportation logistics, changes in commodity markets, the availability and pricing of alternate fuel sources and other factors. Pembina manages its risk exposure by balancing purchases and sales to secure less volatile margins; however, Pembina may be unsuccessful in securing such margins and may, at times, have unbalanced purchases and sales. Further, in certain situations, a producer or supplier could fail to deliver contracted volumes or could deliver in excess of contracted volumes, or a purchaser could purchase less than contracted volumes. Any of these circumstances could cause Pembina's purchases and sales to be unbalanced, which may increase Pembina's exposure to commodity price risks and could increase volatility in its operating income and cash flows. Notwithstanding Pembina's management of price and quality risk, marketing margins for commodities can vary and have varied significantly from period to period in the past. This variability could have an adverse effect on the results of Pembina's Marketing business and its overall results of operations. To assist in reducing this inherent variability in its Marketing business, Pembina has invested, and will continue to invest, in assets that have a fee-based revenue component.

Pembina is also exposed to potential price declines and decreasing frac spreads between the time Pembina purchases NGL feedstock and sells NGL products. Frac spread is the difference between the revenue from the sale of NGL if removed from a gas stream and the value such NGL would have had if left in the gas stream and sold at natural gas prices. Frac spreads can change significantly from period to period depending on the relationship between NGL and natural gas prices (the "frac spread ratio"), absolute commodity prices, transport differentials and changes in the Canadian to U.S. dollar exchange rate. In addition to the frac spread ratio changes, there is also a differential between NGL product prices and crude oil prices which can change margins realized for midstream products. The amount of profit or loss made on the extraction portion of the business will generally increase or decrease with frac spreads. This exposure could result in variability of cash flow generated by the Marketing business.

Regulation and Legislation

Legislation in Alberta and British Columbia, the jurisdictions from which most products transported by Pembina are produced, exists to ensure that producers have fair and reasonable opportunities to produce, process and market their reserves. Regulatory authorities in Alberta and British Columbia may declare the operator of a pipeline a common carrier of crude oil, NGL or natural gas. Common carriers must not discriminate between producers who seek access to the pipeline. Regulatory authorities may also establish conditions under which the common carrier must accept and carry product, including the tariffs that may be charged. Producers and shippers may also apply to the appropriate regulatory authorities for a review of tariffs, and such tariffs may then be regulated if it is proven that the tariffs are not just and reasonable. The potential for enhanced regulatory oversight of tariffs for pipelines other than the Alliance Pipeline (the tolls and tariffs of which are otherwise subject to enhanced CER oversight as a Group 1 company) and certain pipelines owned by Pembina's subsidiaries in British Columbia (the tolls and tariffs of which are otherwise subject to BCUC oversight), while considered remote by Pembina, could result in tariff levels that are less favourable to Pembina and could impair the economic operation of such pipeline systems.

The AER is the primary regulatory body that oversees Pembina's Alberta-issued energy development permits, with some minor exceptions. Certain of Pembina's subsidiaries own pipelines in British Columbia, which are regulated by the BCER and the BCUC, and pipelines that cross provincial or international boundaries, which are regulated by the CER and/or the FERC and PHMSA. Certain of Pembina's operations and expansion projects are subject to additional regulations and, as Pembina's operations expand throughout Canada and North America, Pembina may be required to comply with the requirements of additional regulators and legislative bodies, including the IAAC, the BCEAO, the Ontario Energy Board, the Ontario Ministry of Natural Resources and Forestry, the Ontario Ministry of the Environment, Conservation and Parks, the Saskatchewan Ministry of Energy and Resources and Regulatory Services (Oil and Gas) under Manitoba Economic Development, Investment, Trade and Natural Resources.

In the U.S., FERC regulates interstate natural gas pipelines and the transportation of crude oil, NGL and refined products in interstate commerce. Under the NGA, FERC regulates the construction, extension, and abandonment of interstate natural gas pipelines and the rates, terms and conditions of service and other aspects of the business of interstate natural gas pipelines. Interstate natural gas pipelines rates, terms and conditions of service are filed at FERC and publicly available. Under the ICA, FERC regulates the rates, terms and conditions of the transportation in interstate commerce of crude oil, NGLs and refined products. Pipeline safety is regulated by the PHMSA, which sets standards for the design, construction, pressure testing, operation and maintenance, corrosion control, training and qualification of personnel, accident reporting and record keeping. The Office of Pipeline Safety, within the PHMSA, inspects and enforces the pipeline safety regulations across the U.S. All regulations and environmental, safety and economic compliance obligations are subject to change at the initiative of FERC, PHMSA or other United States Federal agencies with jurisdiction over aspects of the operations of pipelines, including environmental, economic and safety regulations. Changes by FERC in its regulations or policies could adversely impact Pembina's natural gas pipelines, making the construction, extension, expansion or abandonment of such pipelines more costly, causing delay in the permitting of such projects or impacting the likelihood of success of completion of such projects.

Similarly, changes in FERC's regulations or policies could adversely impact the rates that Pembina's FERC-regulated pipelines are able to charge and how such pipelines do business, whether such pipelines are regulated by FERC pursuant to the NGA or the ICA. Pembina continually monitors existing and changing regulations in all jurisdictions in which it currently operates, or into which it may expand in the future, and the potential implications to its operations; however, Pembina cannot predict future regulatory changes, and any such compliance and regulatory changes in any one or multiple jurisdictions could have a material adverse impact on Pembina and its financial results.

In 2019, the federal government overhauled the environmental assessment and federal energy regulation regime in Canada. The National Energy Board ("NEB") and NEB Act were replaced by the CER and the CER Act. Similarly, the *Canadian Environmental Assessment Act, 2012* (Canada) ("CEAA") was replaced by the *Impact Assessment Act* (Canada) ("IAA") and the Canadian Environmental Assessment Agency was replaced by the new IAAC as the authority responsible for conducting all federal impact assessments (formerly "environmental assessments") for certain designated projects under the IAA. The list of designated projects which are subject to mandatory assessment under the IAA is similar to the list under the CEAA; however, the length of new pipelines for which an impact assessment is required has been increased from 40 km to 75 km. The IAA also contains a broader project assessment process than under the CEAA and provides for enhanced consultation with groups that may be affected by proposed projects, while also expanding the scope of factors and considerations that are required to be taken into account under the project assessment process. The CER continues to oversee approved federal, interprovincial and international energy projects in a manner similar to the former regime under the NEB, with new projects being referred to a review panel under the IAA. On July 16, 2020, the federal government published the Strategic Assessment of Climate Change ("SACC") under the provisions for such assessments in the IAA. The SACC imposes the new requirements regarding GHG emissions planning on projects subject to the IAA and has also been incorporated in legacy assessments begun under the CEAA but concluded by the IAAC.

Relatively few projects have been subject to the new federal impact assessment regime to date and Pembina continues to actively monitor developments in this area. To the extent these changes lengthen the review timeline for projects or expand the scope of the matters to be considered, the new regime could materially impact the amount of time and capital resources required by Pembina to seek and obtain approval to construct and operate certain international or interprovincial pipelines or other projects designated pursuant to the IAA project list or ministerial designation powers under the IAA. Indications are that the SACC and new guidance which is yet to be released on a "best in class" approach to GHG emissions requirements will strictly limit GHG emissions from IAA-regulated projects, in support of the federal government's net-zero by 2050 goal discussed under "*Environmental Costs and Liabilities*" below. The ongoing development of the CER Act and IAA regime could therefore materially and directly impact Pembina's business and financial results, and could indirectly affect Pembina's business and financial results by impacting the financial condition and growth projects of its customers and, ultimately, production levels and throughput on Pembina's pipelines and in its facilities.

The uncertainty surrounding the impact of the IAA is currently heightened because, on October 13, 2023, the Supreme Court of Canada held that the IAA is, in significant part, unconstitutional. The federal government has announced its intention to proceed rapidly with amendments to the IAA to bring it in line with the Supreme Court of Canada's findings; however, no amendments have been published to date. The nature and extent of any such amendments to the IAA have the potential to significantly alter the impact assessment regime to which certain international or interprovincial pipelines or other projects designated pursuant to the IAA project list or ministerial designation powers under the IAA may be subject.

In addition to the direct regulation of pipelines and midstream facilities, Pembina's business and operations may also be adversely affected by changes in regulations or policies that regulate upstream and/or downstream activities, including, but not limited to, land sales, exploration, development and retail and consumer uses. Pembina's business and financial condition may also be influenced by federal and foreign legislation affecting, in particular, foreign investment, through legislation such as the *Competition Act* (Canada), the *Investment Canada Act* (Canada) and equivalent legislation in foreign jurisdictions.

There can be no assurance that changes to regulatory and environmental laws or policies and government incentive programs relating to the pipeline or crude oil and natural gas industry will not adversely affect Pembina or the value of its securities.

See "*Other Information Relating to Pembina's Business – Industry Regulation*" in the AIF for the year ended December 31, 2023 for further information.

Operational Risks

Operational risks include, but are not limited to: pipeline leaks; the breakdown or failure of equipment, pipelines and facilities, information systems or processes; the compromise of information and control systems; the performance of equipment at levels below those originally intended (whether due to misuse, unexpected degradation or design, construction or manufacturing defects); releases at truck terminals, storage terminals and hubs; releases associated with the loading and unloading of potentially harmful substances onto rail cars and trucks; adverse sea conditions (including storms and rising sea levels) and releases or spills from shipping vessels loaded at Pembina's marine terminal; failure to maintain adequate supplies of spare parts; operator error; labour disputes; disputes with interconnected facilities and carriers; operational disruptions or apportionment on third-party systems or refineries, which may prevent the full utilization of Pembina's facilities and pipelines; and catastrophic events, including, but not limited to, those related to climate change and extreme weather events, including fires, floods and other natural disasters, explosions, train derailments, earthquakes, widespread epidemics or pandemic outbreaks, acts of civil protest or disobedience, terrorism or sabotage, and other similar events, many of which are beyond the control of Pembina and all of which could result in operational disruptions, damage to assets, related releases or other environmental issues, and delays in construction, labour and materials. Pembina may also be exposed from time to time to additional operational risks not stated in the immediately preceding sentence. In addition, the consequences of any operational incident (including as a result of adverse sea conditions) at Vancouver Wharves and the Prince Rupert Terminal or involving a vessel receiving products from Vancouver Wharves or the Prince Rupert Terminal may be even more significant as a result of the complexities involved in addressing leaks and releases occurring in the ocean or along coastlines and/or the repair of marine terminals. Any leaks, releases or other incidents involving such vessels, or other similar operations along the West Coast, could result in significant harm to the environment, curtailment of, or disruptions of and/or delays in, offshore shipping activity in the affected areas, including Pembina's ability to effectively carry on operations at Vancouver Wharves and the Prince Rupert Terminal. The occurrence or continuance of any of the foregoing events could increase the cost of operating Pembina's assets and/or reduce revenue, or result in damages, claims or fines, environmental damages, personal injury or loss of life, all of which could adversely affect Pembina's operations, financial performance and/or reputation. Additionally, facilities and pipelines are reliant on electrical power for their operations. A failure or disruption within the local or regional electrical power supply or distribution or transmission systems could significantly affect ongoing operations. Further, a significant increase in the cost of power or fuel could have a materially negative effect on the level of profit realized in cases where the relevant contracts do not provide for recovery of such costs.

Pembina is committed to preserving customer and shareholder value by proactively managing operational risk through safe and reliable operations. Operational leaders are responsible for the supervision of operational risk by ensuring appropriate policies, procedures and systems are in place within their business units and internal controls are operating efficiently. Pembina also has an extensive program to manage pipeline system integrity, which includes the development and use of in-line inspection tools and various other leak detection technologies. Pembina's maintenance, inspection, excavation and repair programs are focused on risk mitigation and, as such, integrity maintenance programs are developed and resources are directed to areas based on continual risk assessments and infrastructure is replaced or repaired as required to ensure that Pembina's assets are operated safely and reliably. Pembina carries insurance coverage with respect to some, but not all, casualty occurrences in amounts customary for similar business operations, which coverage may not be sufficient to compensate for all casualty occurrences. In addition, Pembina has a comprehensive Security Management Program designed to reduce security-related risks.

Competition

Pembina competes with other pipeline, midstream, marketing and gas processing, fractionation and handling/storage service providers in its service areas as well as other transporters of crude oil, NGL and natural gas. The introduction of competing transportation alternatives into Pembina's service areas could result in the reduction of throughput in Pembina's pipelines which could result in decreased returns and loss in profits for Pembina. Additionally, potential pricing differentials on the components of NGL may result in these components being transported by competing gas pipelines. Pembina is determined to meet, and believes that it is prepared for, these existing and potential competitive pressures, including through agreements which provide for areas of dedication over the geographic areas in which Pembina's pipeline infrastructure is located. In addition, competition from non-hydrocarbon based energy sources may have an adverse effect on the production of crude oil, NGL and natural gas and, as a result, on the demand for Pembina's services. Pembina also competes with other businesses for growth and business opportunities, including competition related to potential greenfield development opportunities, which could impact its ability to grow through acquisitions and developments and could impact earnings and cash flow available to pay dividends and to service obligations under Pembina's debt securities and other debt obligations.

See "*Description of Pembina's Business and Operations*" in the AIF for the year ended December 31, 2023 for further information.

Urban Encroachment Near Leases and Rights of Way

Pembina operates certain assets in or near urban areas. Land use decisions made by municipal governments or other authorities may increase or introduce exposure to the public within defined emergency planning zones. Unmitigated, such exposure has the potential to increase the severity and likelihood of public safety impacts should a failure event occur. Urban encroachment may result in incremental capital expenditures to increase pipeline wall thickness and re-route pipelines so that emergency planning zones can be reduced in size or avoid areas of development. Operational pressures may also be required to be lowered, which reduces throughput. These issues could impact the competitiveness of certain assets and Pembina's ability to meet customer demand.

Inflation

The general rate of inflation impacts the economies and business environments in which Pembina operates. In response to sustained, elevated global inflationary pressures, major central banks, including the Bank of Canada and the U.S. Federal Reserve, increased benchmark interest rates multiple times throughout 2023 and, although such central banks have recently held such benchmark interest rates steady, they may continue to raise them again in the future. While many of Pembina's pipeline transportation agreements contain provisions protecting against inflation by adjusting pricing based on changes in the consumer price index or other similar figures, increased inflation and any economic conditions resulting from additional governmental attempts to reduce inflation, including the imposition of higher interest rates or wage and price controls, may negatively impact levels of demand for Pembina's services and cost of inputs, and could, accordingly, have a negative impact on Pembina's business, financial condition and results of operations. Higher interest rates as a result of inflation could negatively impact the Company's borrowing costs, which could, in turn, have a negative impact on Pembina's cash flow and ability to service obligations under its debt securities and other debt obligations, and impact Pembina's ability to sanction new projects.

Reliance on Other Facilities and Third-Party Services

Certain of the Company's terminals, pipelines and rail activities are dependent upon their interconnections with other terminals, pipelines and rail networks and facilities owned and operated by third parties to reach end markets and as a significant source of supply for the Company's facilities. These connections are important to Pembina and its customers as they provide critical transportation routes, both from the perspective of delivering product to Pembina's facilities and providing product egress. Risks may be created as a result of: differences in pressures; specifications or capacities which affect operations; planned and unplanned outages or curtailments at third-party facilities that restrict deliveries to or from Pembina's facilities; and measurement and component balancing errors affecting product deliveries. As well, there may be issues with respect to scheduling and service delivery by third parties that affect Pembina's operations, such as the scheduling and availability of timely and reliable rail service by the railway companies on which Pembina relies to move product. Operational disruptions, apportionment, regulatory action and other events on third-party systems and infrastructure may prevent the full utilization of Pembina's facilities, require Pembina to spend additional capital, or otherwise negatively affect Pembina's operations.

Pembina is unable to control operations, events, decisions, regulatory actions or public perceptions with respect to third-party assets and facilities, making the mitigation of these risks challenging. Although Pembina employs strategies to assist in mitigating these risks, including having multiple connections, service arrangements or transportation alternatives available in order to provide flexibility during curtailments or interruptions, there is no assurance such strategies will be effective. Where such alternatives are not available or are not effective, Pembina's operations may be significantly affected.

Completion and Timing of Expansion Projects

The successful completion of Pembina's growth and expansion projects is dependent on a number of factors outside of Pembina's control, including the impact of general economic, business and market conditions, availability of capital on terms and rates acceptable to Pembina, receipt of regulatory approvals, reaching long-term commercial arrangements with customers in respect of certain portions of the expansions, construction schedules, commissioning difficulties or delays and costs that may change depending on supply, demand and/or inflation, labour, materials and equipment availability, contractor non-performance, acts of civil protest or disobedience, terrorism or sabotage, weather conditions, cost of engineering services, and change in governments that granted the requisite regulatory approvals. There is no certainty, nor can Pembina provide any assurance, that necessary regulatory approvals will be received on terms that maintain the expected return on investment associated with a specific project, or at all, or that satisfactory commercial arrangements with suppliers or customers will be entered into on a timely basis, or at all, or that third parties will comply with contractual obligations in a timely manner. Factors such as special interest group opposition, Indigenous, landowner and other stakeholder consultation requirements, civil protest or disobedience, changes in shipper support, and changes to the legislative or regulatory framework could all have an impact on meeting contractual and regulatory milestones. As a result, the cost estimates and completion dates for Pembina's major projects may change during different stages of the project. Greenfield and early stage projects face additional challenges, including securing leases, easements, rights-of-way, permits and/or licenses from landowners or governmental authorities allowing access for such purposes, as well as Indigenous consultation requirements. Accordingly, actual costs and construction schedules may vary from initial estimates and these differences can be significant, and certain projects may not proceed as planned, or at all. Further, there is a risk that maintenance will be required more often than currently planned or that significant maintenance capital projects could arise that were not previously anticipated.

Under most of Pembina's construction and operating agreements, the Company is obligated to construct the facilities and pipelines regardless of delays and cost increases and Pembina bears the risk for any cost overruns. Future agreements entered into with customers with respect to expansions may contain similar conditions. While Pembina is not currently aware of any significant undisclosed cost overruns with respect to its current projects at the date hereof, any such cost overruns may adversely affect the economics of particular projects, as well as Pembina's business operations and financial results, and could reduce Pembina's expected return on investment which, in turn, could reduce the level of cash available for dividends and to service obligations under Pembina's debt securities and other debt obligations.

See "*General Risk Factors – Additional Financing and Capital Resources*" and "*Customer Contracts*" below.

Possible Failure to Realize Anticipated Benefits of Corporate Strategy

Pembina evaluates the value proposition for new investments, acquisitions and divestitures on an ongoing basis. Planning and investment analysis is highly dependent on accurate forecasting assumptions and, to the extent that these assumptions do not materialize, financial performance may be lower or more volatile than expected. Volatility in the economy, changes in cost estimates, failure to obtain regulatory approvals and permits, project scoping and risk assessment could result in decreased returns and loss in profits for Pembina.

As part of its ongoing strategy, Pembina may complete acquisitions of assets or other entities in the future. Achieving the benefits of completed and future acquisitions depends, in part, on successfully consolidating functions and integrating operations, procedures and personnel in a timely and efficient manner, as well as Pembina's ability to realize the anticipated growth opportunities and synergies from combining the acquired businesses and operations with those of Pembina. In particular, large scale acquisitions may involve significant pricing and integration risk. The integration of acquired businesses and entities requires the dedication of substantial management effort, time and resources, which may divert management's focus and resources from other strategic opportunities and from operational matters during this process. The integration process may also result in the loss of key employees and the disruption of ongoing business, customer and employee relationships, which may adversely affect Pembina's ability to achieve the anticipated benefits of any acquisitions. Acquisitions may also expose Pembina to additional risks, including risks relating to entry into markets or businesses in which Pembina has little or no direct prior experience, increased credit risks through the assumption of additional debt, costs and contingent liabilities and exposure to liabilities of the acquired business or assets.

As part of its value proposition evaluation, Pembina may also desire to divest assets to optimize its operations and financial performance. Pembina may, however, be unable to sell certain assets or, if Pembina is able to sell certain assets, it may not receive the optimal or desired amount of proceeds from such asset sales. Additionally, the timing to close any asset sales could be significantly different than Pembina's expected timeline.

See "*General Risk Factors – Additional Financing and Capital Resources*" below.

Joint Ownership and Third-Party Operators

Certain of Pembina's assets are jointly owned and are governed by partnership or shareholder agreements entered into with third-parties. As a result, certain decisions relating to these assets require the approval of a simple majority of the owners, while others require supermajority or unanimous approval of the owners. In addition, certain of these assets are operated by unrelated third-party entities. The success of these assets is, to some extent, dependent on the effectiveness of the business relationship and decision-making among Pembina and the other joint owner(s) and the expertise and ability of any third-party operators to operate and maintain the assets. While Pembina believes that there are prudent governance and other contractual rights in place, there can be no assurance that Pembina will not encounter disputes with joint owners or that assets operated by third parties will perform as expected. Further, if a joint owner were to become insolvent, regulators may require Pembina to assume such joint owner's obligations and Pembina may face operational challenges during any insolvency proceedings, resulting in additional costs. Such events could impact operations or cash flows of these assets or cause them to not operate as Pembina expects which could, in turn, have a negative impact on Pembina's business operations and financial results, and could reduce Pembina's expected return on investment, thereby reducing the level of cash available for dividends and to service obligations under Pembina's debt securities and other debt obligations.

Agreements for joint ownership often contain restrictions on transferring an interest in an asset or an entity, including consent requirements and rights of first refusal. Such provisions may restrict Pembina's ability to transfer its interests in such assets or entities or to acquire a joint venture owner's interest in such assets or entities, and may also restrict Pembina's ability to maximize the value of a sale of its interest.

Reserve Replacement, Throughput and Product Demand

Pembina's pipeline revenue is based on a variety of tolling arrangements, including fee-for-service, cost-of-service agreements and market-based tolls. As a result, certain pipeline revenue is heavily dependent upon throughput levels of crude oil, condensate, NGL and natural gas. Future throughput on crude oil, NGL and natural gas pipelines and replacement of crude oil and natural gas reserves in the service areas will be dependent upon the activities of producers operating in those areas as they relate to exploiting their existing reserve bases and exploring for and developing additional reserves, and technological improvements leading to increased recovery rates. Similarly, the volumes of natural gas processed through Pembina's gas processing assets depends on the production of natural gas in the areas serviced by the gas processing business and associated pipelines. Without reserve additions, or expansion of the service areas, volumes on such pipelines and in such facilities would decline over time as reserves are depleted. As crude oil and natural gas reserves are depleted, production costs may increase relative to the value of the remaining reserves in place, causing producers to shut-in production or seek out lower cost alternatives for transportation. If, as a result, the level of tolls collected by Pembina decreases, cash flow available for dividends to Shareholders and to service obligations under Pembina's debt securities and Pembina's other debt obligations could be adversely affected.

Over the long-term, the ability and willingness of shippers to continue production will also depend, in part, on the level of demand and prices for crude oil, condensate, NGL and natural gas in the markets served by the crude oil, NGL and natural gas pipelines and gas processing and gathering infrastructure in which Pembina has an interest. Producers may shut-in production at lower product prices or higher production costs.

Global economic events may continue to have a substantial impact on the prices of crude oil, condensate, NGL and natural gas. Pembina cannot predict the impact of future supply/demand or economic conditions, fuel conservation measures, alternative fuel requirements, governmental regulation or technological advances in fuel efficiency and energy generation in the energy and petrochemical industries or future demand for and prices of natural gas, crude oil, condensate and NGL. A lower commodity price environment will generally reduce drilling activity and, as a result, the demand for midstream infrastructure could decline. Producers in the areas serviced by Pembina may not be successful in exploring for and developing additional reserves or achieving technological improvements to increase recovery rates and lower production costs during periods of lower commodity prices, which may also reduce demand for midstream infrastructure.

Future prices of these hydrocarbons are determined by supply and demand factors, including weather and general economic conditions as well as economic, political and other conditions in other crude oil and natural gas producing regions, all of which are beyond Pembina's control. The rate and timing of production from proven natural gas reserves tied into gas plants is at the discretion of producers and is subject to regulatory constraints. Producers have no obligation to produce from their natural gas reserves, which means production volumes are at the discretion of producers. Lower production volumes may increase the competition for natural gas supply at gas processing plants, which could result in higher shrinkage premiums being paid to natural gas producers. In addition, lower production volumes may lead to less demand for pipelines and processing capacity and could adversely impact Pembina's ability to re-contract on favourable terms with shippers as current agreements expire.

Reliance on Principal Customers

Pembina sells services and products to large customers within its area of operations and relies on several significant customers to purchase product for the Marketing business. If for any reason these parties are unable to perform their obligations under the various agreements with Pembina, the revenue and dividends of the Company and the operations of Pembina could be negatively impacted, which could also adversely affect the cash flow available for dividends and to service obligations under Pembina's debt securities and other debt obligations. See "*General Risk Factors – Counterparty Credit Risk*" below.

Customer Contracts

Throughput on Pembina's pipelines is governed by transportation contracts or tolling arrangements with various crude oil and natural gas producers. Pembina is party to numerous contracts of varying durations in respect of its gas gathering, processing and fractionation facilities as well as its terminalling and storage services. Any default by counterparties under such contracts or any expiration or early termination of such contracts or tolling arrangements without renewal or replacement, provided that such contracts are material to Pembina's business and operations, may have an adverse effect on Pembina's business and results from operations and there is no guarantee that any of the contracts that Pembina currently has in place will be renewed at the end of their term, including on terms favourable to Pembina, or replaced with other contracts in the event of early termination. Further, some contracts associated with the services described above are comprised of a mixture of firm and non-firm commitments. The revenue that Pembina earns on non-firm or firm commitments without take-or-pay service is dependent on the volume of crude oil, condensate, NGL and natural gas produced by producers in the relevant geographic areas. Accordingly, lower production volumes in these areas, including for reasons such as low commodity prices, may have an adverse effect on Pembina's revenue, which could also adversely affect the cash flow available for dividends and to service obligations under Pembina's debt securities and other debt obligations.

See "*Description of Pembina's Business and Operations*" in the AIF for the year ended December 31, 2023 for further information.

Risks Relating to Natural Gas and NGL Composition

Each of Pembina's gas processing facilities is designed to process natural gas and NGL feedstock within a certain range of composition specifications. The facilities may require modification to operate efficiently if the composition of the natural gas or NGLs being processed changes significantly. The configuration of each of Pembina's gas processing facilities may not be optimal for efficient operation in the future if a change in inlet natural gas or NGL composition is outside a plant's acceptable range of composition specifications.

Pembina monitors plant throughput, natural gas and NGL composition, third-party system performance and industry development activity in the production areas surrounding its facilities on an ongoing basis. This information is used to assist with ongoing operational decisions, bringing on new production and new customers, evaluating expansion opportunities and assessing opportunities to modify or add new services to accept the inlet gas and NGLs in the areas surrounding its facilities.

Risks Relating to Leases and Rights of Way Access

Certain Pembina facilities and associated infrastructure are located on lands leased or licensed from third parties and such leases and licenses must be renewed from time to time. Failure to renew the leases or licenses on terms acceptable to Pembina could significantly reduce the operations of such facilities and could result in related decommissioning costs for Pembina, pursuant to the terms of such leases or licenses. Successful development of new pipelines or extensions to existing pipelines depends in part on securing leases, easements, rights-of-way, permits and/or licenses from landowners or governmental authorities allowing access for such purposes. The process of securing rights-of-way or similar access is becoming more complex, particularly in more densely populated, environmentally sensitive and other areas. The inability to secure such rights-of-way or similar access could have an adverse effect on Pembina's operations and financial results.

Reputation

Reputational risk is the potential risk that market- or company-specific events, or other factors, could result in the deterioration of Pembina's reputation with key stakeholders. Pembina's business and operations, projects and growth opportunities require us to have strong relationships with key stakeholders, including local communities, Indigenous communities and other groups directly impacted by the Company's activities, as well as governments and government agencies.

The potential for deterioration of Pembina's reputation exists in many business decisions, which may negatively impact Pembina's business and the value of its securities. Reputational risk cannot be managed in isolation from other forms of risk. Credit, market, operational, insurance, liquidity, environmental, regulatory and legal, and technology risks, among others, must all be managed effectively to safeguard Pembina's reputation. Pembina's reputation could also be impacted by the actions and activities of other companies operating in the energy industry, particularly other energy infrastructure providers, over which Pembina has no control. In particular, Pembina's reputation could be impacted by negative publicity related to pipeline incidents, expansion plans or new projects or due to opposition from civilians or organizations opposed to energy, oil sands and pipeline development and, particularly, with transportation of production from oil sands producing regions. Further, Pembina's reputation could be negatively impacted by changing public attitudes towards climate change and the perceived causes thereof, over which the Company has no control. Negative impacts resulting from a compromised reputation, whether caused by Pembina's actions or otherwise, could include revenue loss, reduction in customer base, delays in obtaining regulatory approvals with respect to growth projects, reduced access to capital or decreased value of Pembina's securities and reduced insurance capacity and coverage.

Environmental Costs and Liabilities

Pembina's operations, facilities and petroleum product shipments are subject to extensive national, regional and local environmental, health and safety laws and regulations governing, among other things, discharges to air, land and water, the handling and storage of petroleum products and hazardous materials, waste disposal, the protection of employee health, safety and the environment, and the investigation and remediation of contamination. Pembina's facilities may experience incidents, malfunctions or other unplanned events that may result in spills or emissions and/or result in personal injury, fines, penalties, other sanctions or property damage. Pembina may also incur liability for environmental contamination associated with past and present activities and properties.

Pembina's pipelines and facilities must maintain a number of environmental and other permits from various governmental authorities in order to operate, and Pembina's facilities are subject to inspection and audit from time to time. Failure to maintain compliance with regulatory and permit requirements could result in operational interruptions, fines or penalties, or the need to install additional pollution control technology. Licenses and permits must be renewed from time to time and there is no guarantee that a license or permit will be renewed on the same or similar conditions as it was initially granted. There can be no assurance that Pembina will be able to obtain all licenses, permits, registrations, approvals and authorizations that may be required to conduct operations that it may wish to undertake. Further, if at any time regulatory authorities deem any of Pembina's pipelines or facilities unsafe or not in compliance with applicable laws, they may order such facilities to be shut down. Certain significant environmental legislative initiatives that may materially impact Pembina's business and financial results and conditions are outlined below.

On June 29, 2021, the federal government enacted the Canadian Net-Zero Emissions Accountability Act ("Net-Zero Act"), which legislated a federal commitment to achieve net-zero GHG emissions by 2050 and a nearer-term target of the federal government's Nationally Determined Contribution under the Paris Climate Agreement, which currently is a 40 to 50 percent GHG emissions reduction by 2030. The upstream crude oil and natural gas industry is expected to contribute a significant amount of the reduction needed to achieve these goals. On March 29, 2022, the federal government released the first plan under the Net-Zero Act, the "2030 Emissions Reduction Plan". The federal government's net-zero strategy includes a number of specific measures described below, but is also expected to affect the decision-making of all federal government bodies, including federal regulators, consistent with, for instance, the application of the SACC to projects subject to the IAA, as described above; however, given the Supreme Court of Canada's recent holding that the IAA was substantially unconstitutional, the implementation of many of these measures is expected to be subject to challenge.

The federal government has mandated a pan-Canadian carbon price pursuant to the GGPPA. The carbon price is \$65 per tonne in 2023, rising by \$15 per tonne per year until 2030 to a then price of \$170 per tonne. The GGPPA establishes a set of minimum national standards for carbon pricing in Canada, which standards apply to provinces that otherwise fail to impose adequate provincial carbon pricing measures. A revised minimum national benchmark released in August 2021 under the GGPPA increased the stringency of the pan-Canadian carbon price and the 2030 Emissions Reduction Plan stated the federal government will explore ways to maintain the carbon price against future legislative changes. In 2021, a majority of the Supreme Court of Canada confirmed that the carbon pricing regime established under the GGPPA is constitutional. The increasing carbon price and any potential future amendments to the GGPPA may impose additional costs on the operations of Pembina and Pembina's customers.

The federal Regulations Respecting Reduction in the Release of Methane and Certain Volatile Organic Compounds (Upstream Oil and Gas Sector) ("Federal Methane Regulations"), which require reduction of fugitive and vented gas emissions from the upstream oil and gas sector, came into force on January 1, 2020. The federal government published a discussion paper in March 2022 and confirmed that the stringency of the Federal Methane Regulations will increase in order to achieve a reduction of oil and gas methane emissions by at least 75 percent below 2012 levels by 2030. Draft amendments to implement this commitment were released on December 16, 2023, with a consultation period ending on February 14, 2024 ("Amended Federal Methane Regulations"). The Amended Federal Methane Regulations would begin to take effect in 2027 and apply across the sector by 2030. The Amended Federal Methane Regulations may impose additional costs on the operations of Pembina and Pembina's customers.

2023 will be the first compliance period for the federal Clean Fuel Regulations, which requires all producers and importers of gasoline and diesel in Canada to reduce or offset the carbon intensity of the fuels they produce or import. The Clean Fuel Regulations are intended to facilitate a decrease in the carbon intensity of gasoline and diesel used in Canada by approximately 15 percent below 2016 levels by 2030. The potential costs and benefits of the Clean Fuel Regulations to Pembina and its customers are continuing to be assessed.

In the 2030 Emissions Reduction Plan and a discussion paper which followed, the federal government has proposed to cap and reduce oil and gas sector GHG emissions in order to achieve an overall reduction of GHG emissions from the sector of 42 percent below 2019 levels by 2030. The details of this cap and reduction strategy are still in development, with the Regulatory Framework for an Oil and Gas Sector Greenhouse Gas Emissions Cap released on December 7, 2023, with a comment period ending on February 5, 2024. Draft regulations are expected to be published in mid-2024 and now contemplate requiring an overall reduction of GHG emissions from the sector of 35 to 38 percent below 2019 levels by 2030, including offsets and credit payments. Pembina continues to actively monitor these developments.

Alberta currently satisfies federal requirements with respect to output-based carbon pricing for large emitters but has been and continues to be subject to the federal fuel charge pursuant to the GGPPA, beginning as of January 1, 2020.

The Technology Innovation and Emissions Reduction Regulation ("TIER") is Alberta's output-based carbon pricing regime for large emitters. The TIER facilitates emissions reductions relative to facilities that emitted 100,000 tonnes of GHGs or more in 2016 or any subsequent year. The TIER also allows facilities emitting less than 100,000 tonnes of GHGs but more than 2,000 tonnes of GHGs to opt-in and apply to be regulated as an aggregate facility. Facilities which are subject to the TIER are exempt from the federal output-based carbon price included in the GGPPA as the regimes are currently deemed equivalent. This equivalence may be re-evaluated as the federal government increases the stringency of the benchmark under the GGPPA, but the TIER has, to date, kept pace with that benchmark, including through a December 2022 ministerial order confirming that the TIER carbon price will align with the GGPPA carbon price between 2023 and 2030. Amendments to the TIER came into force on January 1, 2023 and include, among other things, the addition of emissions associated with flaring to the regulated emissions of aggregate oil and gas facilities and the annual tightening of emission reduction benchmarks.

As of December 31, 2022, Pembina had ten processing facilities, along with three aggregate facilities (as a result of the opt-in option) subject to the TIER. At present, the operational and financial impacts of TIER are minimal and are anticipated to not change substantially over the next few years, subject to any significant increase in carbon price that may be imposed on Alberta pursuant to the GGPPA, the Net-Zero Act or resulting policies. As more facilities expand and increase production, it is anticipated that additional facilities will become subject to the TIER. The potential costs and benefits to Pembina of those facilities under the TIER are continuing to be assessed.

By an equivalency agreement with the federal government, which came into force October 26, 2020, the Federal Methane Regulations do not currently apply in Alberta. The application of the Federal Methane Regulations in Alberta or the stringency of Alberta regulations may change due to the Amended Federal Methane Regulations. The Methane Emission Reduction Regulation came into force in Alberta on January 1, 2020, and, along with certain AER Directives, imposes largely the same constraints as the Federal Methane Regulations. The Federal Methane Regulations apply in Ontario and Manitoba but not currently, by equivalency agreements similar to that in effect in Alberta, in British Columbia or Saskatchewan, with the same potential changes which may be occasioned by the Amended Federal Methane Regulations as in Alberta.

The Government of Alberta, in its climate change legislation and guidelines, has legislated an overall cap on oil sands GHG emissions. The legislated emissions cap on oil sands operations has been set to a maximum of 100 megatonnes in any year. Oil sands operations emitted approximately 85 megatonnes per year as of 2021. This legislated cap may limit oil sands production growth in the future, and its interaction with the proposed federal oil and gas sector emissions cap is unknown at this time.

Pembina is subject to regulation by the AER under the AER's liability management framework, including the Licensee Management Program, the Inventory Reduction Program, the Licensee Liability Rating Program and the Large Facility Liability Management Program. As of December 1, 2021, Directive 088 came into force and will replace the AER's current Licensee Liability Rating Program over time. Directive 088 institutes a wholistic assessment regime with several different regulatory tools not limited to the current use of security deposits. This wholistic regime currently applies to license transfers and has implemented the Inventory Reduction Program. Under the Inventory Reduction Program, which became effective on January 1, 2022, all licensees that have liability associated with inactive infrastructure are required to spend a specified amount each year on reclamation activities, or post equivalent security with the AER.

Pembina is subject to regulation by the BCER under the Permittee Capability Assessment program, which became effective on April 1, 2022. The Permittee Capability Assessment program is aligned with the intent of the AER's Directive 088 to assess licensees wholistically. It assesses the overall risk of the licensee by examining both financial health measures and deemed liabilities. Licensees are then required to provide security deposits or reduce their deemed liabilities such that their assessed risk under the Permittee Capability Assessment program is reduced to zero in a given year. Failure to do so may restrict the licensee's ability to transfer licenses or result in enforcement action by the BCER. Pursuant to the *Energy Statutes Amendment Act, 2022* (British Columbia), as proclaimed into force throughout 2023 and effective September 1, 2023, the BCER has broadened authority to impose liability for cleanup, restoration and management of oil and gas infrastructure sites on directors or officers of a current or former permittee, or on a "responsible person," which is broadly defined to include those holding a legal or beneficial interest in petroleum or natural gas rights, production or profits associated with the oil and gas activity at issue, among others.

Policy reviews relating to climate change, liability management and other environmental issues are ongoing in the jurisdictions in which Pembina operates. Through active participation with industry associations and direct engagement with regulatory bodies, Pembina will continue to monitor and assess for material impacts to Pembina's business as regulations and policies continue to be developed.

While Pembina believes its current operations are in material compliance with applicable environmental, health and safety laws, there can be no assurance that substantial costs or liabilities will not be incurred as a result of non-compliance with such laws. Moreover, it is possible that other developments, such as changes in environmental, health and safety laws, regulations and enforcement policies thereunder, including with respect to climate change, claims for damages to persons or property resulting from Pembina's operations, and the discovery of pre-existing environmental liabilities in relation to Pembina's existing or future properties or operations, could result in significant costs and liabilities to Pembina. If Pembina is not able to recover the resulting costs or increased costs through insurance or increased tolls, cash flow available to pay dividends to Shareholders and to service obligations under Pembina's debt securities and Pembina's other debt obligations could be adversely affected.

Changes in environmental, health and safety regulations and legislation, including with respect to climate change, may also impact Pembina's customers and could result in crude oil and natural gas development and production becoming uneconomical, which would impact throughput and revenue on Pembina's systems and in its facilities.

See "*Risk Inherent in Pembina's Business – Reserve Replacement, Throughput and Product Demand*" above.

While Pembina maintains insurance for damage caused by seepage or pollution from its pipelines or facilities in an amount it considers prudent and in accordance with industry standards, certain provisions of such insurance may limit the availability thereof in respect of certain occurrences unless they are discovered within fixed time periods, which typically range from 72 hours to 30 days. Although Pembina believes it has adequate pipeline monitoring systems in place to monitor for a significant spill of product, if Pembina is unaware of a problem or is unable to locate the problem within the relevant time period, insurance coverage may lapse and may not be available.

Abandonment Costs

Pembina is responsible for compliance with all applicable laws and regulations regarding the dismantling, decommissioning, environmental, reclamation and remediation activities associated with abandonment of its pipeline systems and other assets at the end of their economic life, and these abandonment costs may be significant. An accounting provision is made for the estimated cost of site restoration and such cost is either capitalized in the relevant asset category or applied directly to profit and loss. A provision is recognized if, as a result of a past event, Pembina has a present legal or constructive obligation that can be reliably estimated, and it is probable that an outflow of economic benefits will be required to settle the obligation. Pembina's estimates of the costs of such abandonment or decommissioning could be materially different than the actual costs incurred. For more information with respect to Pembina's estimated net present value of decommissioning obligations, see Note 14 to the Consolidated Financial Statements.

The proceeds from the disposition of certain assets, including in respect of certain pipeline systems and line fill, may be available to offset abandonment costs. Pembina may, in the future, determine it prudent or be required by applicable laws or regulations to establish and fund additional reclamation funds to provide for payment of future abandonment costs. Such reserves could decrease cash flow available to pay for dividends to Shareholders and to service obligations under Pembina's debt securities and Pembina's other debt obligations.

To the best of its knowledge, Pembina has complied in all material respects with CER requirements relative to its wholly-owned CER-regulated pipelines for abandonment funding and has completed the compliance-based filings that are required under the applicable CER rules and regulations regarding the abandonment of its pipeline systems and assets. Pembina also has ownership in CER-regulated pipelines including in respect of the Alliance Pipeline, the Tupper pipelines and the Kerrobert pipeline, which are operated by or with its joint venture partners. Pembina and the joint venture partner in each case are responsible for the abandonment funding and the submission of the CER-compliance based filings for those CER-regulated pipelines. In December 2021, the CER began a review of abandonment funding calculations and obligations which is expected to continue into 2024. This review may alter the abandonment obligations imposed by the CER, with the potential risks discussed above. Pembina is actively participating in this review and will continue to complete the annual reporting as required by the CER and meet the funding obligations imposed by the CER.

Operating and Capital Costs

The operating and capital costs of Pembina's assets may vary considerably from current and forecasted values and rates and represent significant components of the cost of providing service. In general, as equipment ages, costs associated with such equipment may increase over time. In addition, operating and capital costs may increase as a result of a number of factors beyond Pembina's control, including general economic, business and market conditions and supply, demand and/or inflation in respect of required goods and/or services. Dividends may be reduced if significant increases in operating or capital costs are incurred and this may also impact the ability of Pembina to service obligations under its debt securities and other debt obligations.

Although certain operating costs are recaptured through the tolls charged on natural gas volumes processed and crude oil and NGL transported, respectively, to the extent such tolls escalate, producers may seek lower cost alternatives or stop production of their crude oil and/or natural gas.

Hedging Activities

The Company utilizes financial derivative instruments as part of its overall risk management strategy to assist in managing the exposure to commodity price, interest rate, cost of power and foreign exchange risks. As an example of commodity price mitigation, the Company actively fixes a portion of its exposure to fractionation margins through the use of derivative financial instruments. Additionally, Pembina's Marketing business is also exposed to variability in quality, time and location differentials for various products, and financial instruments may be used to offset the Company's exposures to these differentials. However, these hedging arrangements may expose the Company to risk of financial loss in certain circumstances and there is no guarantee that such hedging arrangements and other efforts to manage market and inventory risks will generate profits or mitigate all of the market and inventory risk associated with Pembina's business. Further, certain hedging arrangements may limit the benefit the Company would otherwise receive from increases in commodity price, decreases in interest rates and changes in foreign exchange rates, and may expose Pembina to credit risks associated with counterparties with whom the Company has contracts. The Company does not trade financial instruments for speculative purposes. Commodity price fluctuations and volatility can also impact producer activity and throughput in Pembina's infrastructure, which is discussed in more detail below.

For more information with respect to Pembina's financial instruments and financial risk management program, see Note 23 to the Consolidated Financial Statements.

Risks Relating to NGL by Rail

Pembina's operations include rail loading, offloading and terminalling facilities. Pembina relies on railroads and trucks to distribute its products for customers and to transport raw materials to its processing facilities. Costs for environmental damage, damage to property and/or personal injury in the event of a railway incident involving hydrocarbons have the potential to be significant. At this time, the *Railway Safety Act* (Canada), which governs the operation of railway equipment, does not contemplate regulatory enforcement proceedings against shippers, but consignors and shippers may be subject to regulatory proceedings under the *Transportation of Dangerous Goods Act* (Canada), which specifies, among other things, the obligations of shippers to identify and classify dangerous goods, select appropriate equipment and prepare shipping documentation. While the *Canada Transportation Act* was amended in 2015 to preclude railway companies from shifting liability for third-party claims to shippers by tariff publication alone, major Canadian railways have adopted standard contract provisions designed to implement such a shift. Under various environmental statutes in both Canada and the U.S., Pembina could be held responsible for environmental damage caused by hydrocarbons loaded at its facilities or being carried on its leased rail cars. Pembina partially mitigates this risk by securing insurance coverage, but such insurance coverage may not be adequate in the event of an incident.

Railway incidents in Canada and the U.S. have prompted regulatory bodies to initiate reviews of transportation rules and publish various directives. Regulators in Canada and the U.S. have begun to phase-in more stringent engineering standards for tank cars used to move hydrocarbon products, which require all North American tank cars carrying crude oil or ethanol to be retrofitted and all tank cars carrying flammable liquids to be compliant in accordance with the required regulatory timelines. In addition, in 2020, the Government of Canada directed industry to review and update the rules regarding the transportation of crude oil and liquefied petroleum gas. While most legislative and regulatory changes apply directly to railway companies, costs associated with retrofitting locomotives and rail cars, implementing safety systems, increased inspection and reporting requirements may be indirectly passed on to Pembina through increased freight rates and car leasing costs. In addition, regulators in Canada and the U.S. have implemented changes that impose obligations directly on consignors and shippers, such as Pembina, relating to the certification of product, equipment procedures and emergency response procedures.

In the event that Pembina is ultimately held liable for any damages resulting from its activities relating to transporting NGL by rail, for which insurance is not available, or increased costs or obligations are imposed on Pembina as a result of new regulations, this could have an impact on Pembina's business, operations and prospects and could impact earnings and cash flow available to pay dividends and to service obligations under Pembina's debt securities and other debt obligations.

Risks Related to Diluent Usage in the Oil Sands

Oil sands production continues to rely on diluent (primarily condensate) blending to enable transportation of bitumen to markets via pipeline or rail. A shortage, or increase in the price, of diluent may cause oil sands producers' transportation costs to increase, which may result in less demand for the Company's services and have a negative impact on Pembina's financial performance and cash flows. Further, oil sands producers continue to invest in and evaluate technologies and methodologies to reduce the volume of diluent required for product transport. Constraints of diluent supply in the market or increases in diluent costs may accelerate such producers' investments in diluent replacement technologies. A material reduction in diluent demand from oil sands producers, whether as a result of decreased supply, or increased prices, of diluent or due to the successful implementation of diluent reduction technologies, could reduce volumes shipped on Pembina's pipeline assets and reduce demand for capacity at certain of Pembina's facilities particularly for fractionation services, which could, in either case, have a negative impact on Pembina's financial performance and cash flows.

Risk Factors Relating to the Securities of Pembina

Dilution of Shareholders

Pembina is authorized to issue, among other classes of shares, an unlimited number of Common Shares for consideration on terms and conditions as established by the Board of Directors without the approval of Shareholders in certain instances. Existing Shareholders have no pre-emptive rights in connection with such further issuances. Any issuance of Common Shares may have a dilutive effect on existing Shareholders.

Risk Factors Relating to the Activities of Pembina and the Ownership of Securities

The following is a list of certain risk factors relating to the activities of Pembina and the ownership of its securities:

- the level of Pembina's indebtedness from time to time could impair Pembina's ability to obtain additional financing on a timely basis to take advantage of business opportunities that may arise, which may have an adverse effect on the value of Pembina's securities;
- the uncertainty of future dividend payments by Pembina and the level thereof, as Pembina's dividend practices and the funds available for the payment of dividends from time to time will be dependent upon, among other things, operating cash flow generated by Pembina and its subsidiaries, financial requirements for Pembina's operations, the execution of its growth strategy and the satisfaction of solvency tests imposed by the ABCA for the declaration and payment of dividends;
- Pembina may make future acquisitions or may enter into financings or other transactions involving the issuance of securities of Pembina which may be dilutive to the holders of Pembina's securities;

- the inability of Pembina to manage growth effectively, and realize the anticipated growth opportunities from acquisitions and new projects, could have an adverse impact on Pembina's business, operations and prospects, which may also have an adverse effect on the value of Pembina's securities; and
- the market value of the Common Shares may deteriorate materially if Pembina is unable to maintain its cash dividend practices or make cash dividends in the future.

Market Value of Common Shares and Other Securities

Pembina cannot predict at what price the Common Shares, Class A Preferred Shares or other securities issued by Pembina will trade in the future. Common Shares, Class A Preferred Shares and other securities of Pembina will not necessarily trade at values determined solely by reference to the underlying value of Pembina's assets. One of the factors that may influence the market price of the Common Shares and the Class A Preferred Shares is the annual dividend yield of such securities. An increase in interest rates may lead holders and/or purchasers of Common Shares or Class A Preferred Shares to demand a higher annual dividend yield, which could adversely affect the market price of the Common Shares or Class A Preferred Shares. In addition, the market price for Common Shares, Class A Preferred Shares and other securities of Pembina may be affected by announcements of new developments, changes in Pembina's operating results, failure to meet analysts' expectations, changes in credit ratings, changes in general market conditions, fluctuations in the market for equity or debt securities and other factors beyond the control of Pembina. There can be no assurance that the market price of the Common Shares, Class A Preferred Shares and other securities of Pembina will not experience significant fluctuations in the future, including fluctuations that are unrelated to Pembina's performance. For these reasons, investors should not rely on past trends in the price of Common Shares, Class A Preferred Shares or other securities issued by Pembina to predict the future price of Common Shares or Class A Preferred Shares or Pembina's financial results.

Accordingly, holders are encouraged to obtain independent legal, tax and investment advice with respect to the holding of Common Shares or Class A Preferred Shares and other securities issued by Pembina.

General Risk Factors

Health and Safety

The operation of Pembina's business is subject to hazards of gathering, processing, transporting, fractionating, storing and marketing hydrocarbon products. Such hazards include, but are not limited to: blowouts; fires; explosions; gaseous leaks, including sour gas; migration of harmful substances; oil spills; corrosion; and acts of vandalism and terrorism. These hazards may interrupt operations, impact Pembina's reputation, cause loss of life or personal injury to the Company's workers or contractors, result in loss of or damage to equipment, property, information technology systems, related data and control systems or cause environmental damage that may include polluting water, land or air. Further, several of the Company's pipeline systems and related assets are operated in close proximity to populated areas and a major incident could result in injury or loss of life to members of the public. A public safety incident could also result in reputational damage to the Company, material repair costs or increased costs of operating and insuring Pembina's assets.

Cyber Security

Pembina's infrastructure, technologies and data are becoming increasingly integrated. Such integration creates a risk that the failure of one system, including due to factors such as telecommunication failures, cyber-terrorism, security breaches and intentional or inadvertent user misuse or error, could lead to failure of other systems which may also have an impact on the Company's physical assets and its ability to safely operate such assets. Furthermore, Pembina and its third-party vendors collect and store sensitive data in the ordinary course of business, including personal identification information of employees as well as proprietary business information and that of the Company's customers, suppliers, investors and other stakeholders. Notable cybersecurity threats include unauthorized access to information technology systems due to hacking, viruses, cyber phishing attacks and other causes that can result in service disruptions, system failures and unauthorized access to confidential business information.

Due to Pembina's high level of integration, such an attack on the information technology systems of one segment or asset of Pembina could have a material adverse effect on the broader business, operations or financial results of the Company.

A breach in the security or failure of Pembina's information technology could result in operational outages, delays, damage to assets or the environment, reputational harm, lost profits, lost data and other adverse outcomes for which Pembina could be held liable, all of which could adversely affect Pembina's reputation, business, operations or financial results. As a result of a cyber-attack or security breach, Pembina could also be liable under laws that protect the privacy of personal information or subject to regulatory penalties.

As a result of the critical nature of energy infrastructure and Pembina's use of information systems and other digital technologies to control its assets, Pembina faces an increased risk of cyber-attacks. Cyber threat actors have attacked and threatened to attack energy infrastructure, and various government agencies have increasingly stressed that these attacks are targeting critical infrastructure, and are increasing in sophistication, magnitude, and frequency. New cybersecurity legislation, regulations and orders have been recently implemented or proposed resulting in additional actual and anticipated regulatory oversight and compliance requirements, which is expected to require significant internal and external resources. Pembina cannot predict the potential impact to its business of potential future legislation, regulations or orders relating to cybersecurity.

Furthermore, media reports about a cyber-attack or other significant security incident affecting the Company, whether accurate or not, or, under certain circumstances, Pembina's failure to make adequate or timely disclosures to the public, law enforcement, other regulatory agencies or affected individuals following any such event, whether due to delayed discovery or otherwise, could negatively impact its operating results and result in other negative consequences, including damage to Pembina's reputation or competitiveness, harm to its relationships with customers, partners, suppliers and other third parties, interruption to its management, remediation or increased protection costs, significant litigation or regulatory action, fines or penalties, all of which could materially adversely affect the Company's business, operations, reputation or financial results.

Additional Financing and Capital Resources

The timing and amount of Pembina's capital expenditures and contributions to equity accounted investees, and the ability of Pembina to repay or refinance existing debt as it becomes due, directly affects the amount of cash available for Pembina to pay dividends. Future acquisitions, expansions of Pembina's assets, other capital expenditures and the repayment or refinancing of existing debt as it becomes due may be financed from sources such as cash generated from operations, the issuance of additional Common Shares, Class A Preferred Shares or other securities (including debt securities) of Pembina and borrowings. Dividends may be reduced, or even eliminated, at times when significant capital or other expenditures are made. There can be no assurance that sufficient capital will be available on terms acceptable to Pembina, or at all, to make additional investments, fund future expansions or make other required capital expenditures. During periods of weakness in the global economy, and, in particular, the commodity-related industry sectors, Pembina may experience restricted access to capital and increased borrowing costs. The ability of Pembina to raise capital depends on, among other factors, the overall state of capital markets, Pembina's credit rating, investor demand for investments in the energy industry and demand for Pembina's securities. To the extent that external sources of capital, including the proceeds from the issuance of additional Common Shares, Class A Preferred Shares or other securities or the availability of additional credit facilities, become limited or unavailable on acceptable terms, or at all, due to credit market conditions or otherwise, Pembina's ability to make the necessary capital investments to maintain or expand its operations, to repay outstanding debt or to invest in assets, as the case may be, may be impaired. To the extent Pembina is required to use operating cash flow to finance capital expenditures or acquisitions or to repay existing debt as it becomes due, the level of dividends payable may be reduced.

Counterparty Credit Risk

Counterparty credit risk represents the financial loss Pembina may experience if a counterparty to a financial instrument or commercial agreement fails to meet its contractual obligations to Pembina in accordance with the terms and conditions of such instruments or agreements with Pembina. Counterparty credit risk arises primarily from Pembina's short-term investments, trade and other receivables, advances to related parties and from counterparties to its derivative financial instruments.

Pembina continues to closely monitor and reassess the creditworthiness of its counterparties, including financial institutions. Pembina may reduce or mitigate its exposure to certain counterparties where it is deemed warranted and permitted under contractual terms. Pembina manages counterparty credit risk through established credit management techniques, including conducting comprehensive financial and other assessments on all high exposure new counterparties. Pembina utilizes various sources of financial, credit and business information in assessing the creditworthiness of a counterparty, including external credit ratings, where available, and, in other cases, detailed financial statement analysis in order to generate an internal credit rating based on quantitative and qualitative factors. The establishment of counterparty exposure limits is governed by a Board-designated counterparty exposure limit matrix which represents the maximum dollar amounts of counterparty exposure by debt rating that can be approved for a particular counterparty. While Pembina takes active steps to monitor and manage its counterparty credit risk, its credit procedures and policies cannot completely eliminate counterparty credit risk and Pembina cannot predict to what extent Pembina's business would be impacted by deteriorating conditions in the economy, including possible declines in the creditworthiness of its customers, vendors or counterparties. Further, it is possible that payment or performance defaults from these parties, if significant, could adversely affect Pembina's earnings, cash flows and financial results.

Financial assurances from counterparties may include guarantees, letters of credit and cash. As at December 31, 2023, letters of credit totaling approximately \$124 million (2022: \$168 million) were held primarily in respect of customer trade receivables.

Pembina has typically collected its receivables in full. At December 31, 2023, approximately 98 percent (2022: 98 percent) of receivables were current. Pembina has a general lien and a continuing and first priority security interest in, and a secured charge on, all of a shipper's petroleum products in its custody. The risk of non-collection is considered to be low and no material impairment of trade and other receivables has been made as of the date hereof.

Pembina monitors and manages its concentration of counterparty credit risk on an ongoing basis. Pembina also evaluates counterparty risk from the perspective of future exposure with existing or new counterparties that support future capital expansion projects. Pembina believes these measures are prudent and allow for effective management of its counterparty credit risk but there is no certainty that they will protect Pembina against all material losses. As part of its ongoing operations, Pembina must balance its market and counterparty credit risks when making business decisions.

Debt Service

As at December 31, 2023, Pembina had exposure to floating interest rates on approximately \$747 million (2022: \$433 million) in debt. Pembina has entered into certain derivative financial instruments to manage the Company's exposure to floating interest rates.

Pembina and its subsidiaries are permitted to borrow funds to finance the purchase of pipelines and other energy infrastructure assets, to fund capital expenditures or other financial obligations or expenditures in respect of such assets and for working capital purposes. Amounts paid in respect of interest and principal on debt incurred in respect of those assets reduce the amount of cash flow available for dividends on Common Shares. Pembina is also required to meet certain financial covenants under the credit facilities and is subject to customary restrictions on its operations and activities, including restrictions on the granting of security, incurring indebtedness and the sale of its assets.

In addition, the borrowing costs under the SLL Credit Facility are based on Pembina's performance relative to a GHG emissions intensity reduction performance target. To the extent that Pembina is unable to meet that GHG emissions intensity reduction performance target, or the annual intermediate GHG emissions intensity reduction targets, Pembina's borrowing costs under the SLL Credit Facility will increase, which may adversely affect Pembina's financial position.

The lenders under Pembina's credit facilities have been provided with guarantees and subordination agreements. If Pembina becomes unable to pay its debt service charges or otherwise commits an event of default, payments to the lenders under its credit facilities will rank in priority to dividends.

Although Pembina believes its existing credit facilities are sufficient for its immediate liquidity requirements, there can be no assurance that the amount available thereunder will be adequate for the future financial obligations of Pembina or that additional funds will be able to be obtained on terms acceptable to Pembina, or at all.

Credit Ratings

Rating agencies regularly evaluate Pembina and base their ratings of Pembina's long-term and short-term debt and Class A Preferred Shares on a number of factors. These factors include Pembina's financial strength as well as factors not entirely within Pembina's control, including conditions affecting the industry in which Pembina operates generally and the wider state of the economy. A credit rating downgrade could also limit Pembina's access to debt and preferred share markets.

Pembina's borrowing costs and ability to raise funds are also directly impacted by its credit ratings. Credit ratings may also be important to suppliers or counterparties when they seek to engage in certain transactions with Pembina. A credit rating downgrade may impair Pembina's ability to enter into arrangements with suppliers or counterparties, engage in certain transactions, limit Pembina's access to private and public credit markets or increase the costs of borrowing under its existing credit facilities. There can be no assurance that one or more of Pembina's credit ratings will not be downgraded.

Reliance on Management, Key Individuals and a Skilled Workforce

Pembina is dependent on senior management and directors of the Company in respect of the governance, administration and management of all matters relating to Pembina and its operations and administration. The loss of the services of key individuals could have a detrimental effect on Pembina and the Company might not be able to find replacements on a timely basis or with the same level of skill and experience. In addition, Pembina's operations require the retention and recruitment of a skilled workforce, including engineers, technical personnel and other professionals. Pembina competes with other companies in the energy industry for this skilled workforce. If the Company is unable to retain current employees and/or recruit new employees of comparable skill, knowledge and experience, Pembina's business and operations could be negatively impacted. The costs associated with retaining and recruiting key individuals and a skilled workforce could adversely affect Pembina's business opportunities and financial results and there is no assurance that Pembina will continue to attract and retain all personnel necessary for the development and operation of its business.

Indigenous Land Claims and Consultation Obligations

Indigenous people have claimed title and rights to a considerable portion of the lands in western Canada. The successful assertion of Indigenous title or other Indigenous rights claims may have an adverse effect on western Canadian crude oil and natural gas production or oil sands development and may result in reduced demand for Pembina's assets and infrastructure that service those areas, which could have a material adverse effect on Pembina's business and operations.

In Canada, the federal and provincial governments (the "Crown") have a duty to consult and, when appropriate, accommodate Indigenous peoples when the interests of the Indigenous peoples may be affected by a Crown action or decision. Crown actions include the decision to issue a regulatory approval relating to activities that may impact Indigenous rights, interests or lands. The Crown may rely on steps undertaken by a regulatory agency to fulfill its duty to consult and accommodate in whole or in part. Therefore, the processes established by regulatory bodies, such as the AER, the BCER, the BCEAO and the CER, often include an assessment of Indigenous rights claims and consultation obligations. While the Crown holds ultimate responsibility for ensuring consultation is adequate, this issue is often a major aspect of regulatory permitting processes. If a regulatory body, or the Crown itself, determines that the duty to consult has not been appropriately discharged relative to the issuance of regulatory approvals required by Pembina, the issuance of such approvals may be delayed or denied, thereby impacting Pembina's Canadian operations.

As described in "*Regulation and Legislation*" above, the CER Act, IAA, and associated amendments to the *Fisheries Act* (Canada) and the *Canadian Navigable Waters Act* (Canada) replaced previously applicable regimes in 2019. A number of the federal regulatory process amendments pertained to the participation of Indigenous groups and the protection of Indigenous and treaty rights. The now-current legislation generally codifies existing law and practice with respect to these matters. For example, decision makers are now expressly required to consider the effects (positive or negative) of a proposed project on constitutionally-protected Indigenous rights, as well as Indigenous peoples themselves, and ensure that consultation is undertaken during the planning phase of impact assessment processes. The legislation also creates a larger role for Indigenous governing bodies in the impact assessment process (enabling the delegation of certain aspects of the impact assessment process to such groups) and requires decision makers to consider Indigenous traditional knowledge in certain cases. It is currently unclear how the Supreme Court of Canada's recent holding that the IAA was substantially unconstitutional will affect the federal consideration of Indigenous issues under these regimes.

The federal government is advancing recognition of Indigenous rights across Canada. As part of these efforts, the federal government enacted the *United Nations Declaration on the Rights of Indigenous Peoples Act* ("UNDRIP") on June 21, 2021. The purpose of the legislation is to affirm the application of the UNDRIP in Canadian law, but the practical effects of the legislation are yet to be determined as it only requires the government to prepare and implement an action plan for this application, and annually report on its progress. Structurally similar legislation was enacted by British Columbia in 2019; the *Declaration on the Rights of Indigenous Peoples Act* ("DRIPA"). Courts have not, to date, found that these laws create new substantive rights which might impact the resource development activities of Pembina or its customers.

The DRIPA is just one piece of the Government of British Columbia's strategy to include greater First Nation involvement in regulatory decision-making. The recognition of Indigenous rights is also facilitated by the renewed British Columbia *Environmental Assessment Act* (the "EA Act") that came into force in late 2019. The EA Act is designed as a "consent-based" environmental assessment model and is intended to support reconciliation with Indigenous peoples and the implementation of the UNDRIP. The legislation requires the BCEAO to seek participating Indigenous groups' consent with respect to, among other things, the decision to issue an environmental assessment certificate to a given project. While the EA Act does not strictly require consent in most cases, the legislation creates significant participation opportunities for Indigenous groups during environmental assessments. Furthermore, the Government of British Columbia is beginning to explore bilateral "Consent Decision-Making Agreements" under the DRIPA which require First Nation consent for certain resource development projects, with one such agreement announced on June 6, 2022. These developments may increase the time required to obtain regulatory approvals or the risk of such approvals and thereby impact Pembina's operations in British Columbia.

Pembina continues to actively monitor the development of the regulations required to facilitate the implementation of the UNDRIP Act, DRIPA, EA Act and the impact that other federal and provincial government initiatives on Indigenous rights may have on its business.

In addition, Pembina is monitoring the impact of the recent judgments of the Supreme Court of British Columbia with respect to First Nation claims as well as similar developments in Alberta, including the judgment in favour of the Blueberry River First Nation ("BRFN") against British Columbia relating to the cumulative impact of industrial development within the BRFN treaty area, the judgment in favour of Saik'uz First Nation and Stellat'en First Nation in nuisance against the Crown and private company Rio Tinto Alcan Inc., and the judgment in favour of the Gitxaala Nation and Ehattesaht First Nation requiring consultation prior to staking mineral claims. The judgments have contributed and may further contribute to the acceleration of the Government of British Columbia's imposition of additional requirements to obtain regulatory approvals for developing pipelines or associated facilities, and in some instances restrictions on those approvals, and could cause delays, suspensions, or deferrals in the development of such facilities. They may also impact the current and future activities of producers operating in British Columbia and cause them to decrease production, which could, in turn, reduce such producers' demand for Pembina's existing pipeline capacity and processing assets, and may have an adverse effect on Pembina's business. On January 18, 2023, the Government of British Columbia and BRFN announced that they had reached the Blueberry River First Nations Implementation Agreement in response to the BRFN decision. The agreement creates a framework for how resource development may continue within the BRFN claim area, which includes, among other things, limiting new surface disturbances from oil and gas development in BRFN's claim area to 750 hectares per year while a long-term cumulative effects management regime is developed and implemented. The Government of British Columbia has also reached interim agreements with four other Treaty 8 First Nations which commit to a similar development of a revised approach to environmental assessment in their territories. Duncan's First Nation in Alberta has also filed a claim similar to that of BRFN regarding cumulative impacts in Northwestern Alberta. Pembina continues to actively monitor regulatory developments relating to Indigenous claims in British Columbia and Alberta; however, Pembina cannot predict future regulatory changes that may arise to address the Court's decisions in these or future cases and any such regulatory changes could impact the operations of Pembina and Pembina's customers.

Potential Conflicts of Interest

Shareholders and other securityholders of Pembina are dependent on senior management and the directors of Pembina for the governance, administration and management of Pembina. Certain directors and officers of Pembina may be directors or officers of entities in competition to Pembina or may be directors or officers of certain entities in which Pembina holds an equity investment in. As such, certain directors or officers of Pembina may encounter conflicts of interest in the administration of their duties with respect to Pembina. Pembina mitigates this risk by requiring directors and officers to disclose the existence of potential conflicts in accordance with Pembina's Code of Ethics Policy and in accordance with the ABCA.

Litigation

In the course of their business, Pembina and its various subsidiaries and affiliates may be subject to lawsuits and other claims, including with respect to Pembina's growth or expansion projects. In recent years, there has been an increase in climate and disclosure-related litigation against governments as well as companies involved in the energy industry and there is no assurance that Pembina will not be impacted by such litigation, or by other legal proceedings. Defence and settlement costs associated with such lawsuits and claims may be substantial, even with respect to lawsuits and claims that have no merit. Due to the inherent uncertainty of the litigation process, the resolution of any particular legal or other proceeding may have a material adverse effect on the financial position or operating results of Pembina.

Changes in Tax Legislation

Tax legislation that Pembina is subject to may be amended (or the interpretation of such legislation may change), retroactively or prospectively, resulting in tax consequences that materially differ from those contemplated by Pembina in the jurisdictions in which Pembina has operations, which may create a risk of non-compliance and re-assessment. While Pembina believes that its tax filing positions are appropriate and supportable, it is possible that governing tax authorities may: (i) amend tax legislation (or its interpretation of such legislation may change), or (ii) successfully challenge Pembina's interpretation of tax legislation, either of which could expose Pembina to additional tax liabilities and may affect Pembina's estimate of current and future income taxes and could have an adverse effect on the financial condition and prospects of Pembina and the distributable cash flow available to pay dividends and to service obligations under Pembina's debt securities and other debt obligations.

Foreign Exchange Risk

Pembina's cash flows, including a portion of its commodity-related cash flows, certain cash flows from U.S.-based infrastructure assets, and distributions from U.S.-based investments in equity accounted investees, are subject to currency risk, arising from the denomination of specific cash flows in U.S. dollars. Additionally, a portion of Pembina's capital expenditures, and contributions or loans to Pembina's U.S.-based investments in equity accounted investees, may be denominated in U.S. dollars. Pembina monitors, assesses and responds to these foreign currency risks using an active risk management program, which may include the exchange of foreign currency for domestic currency at a fixed rate.

Political Uncertainty

Political and social events and decisions made in Canada, the U.S. and elsewhere, including changes to federal, provincial, state or municipal governments in Canada and the U.S., may create future uncertainty on global financial and economic markets. This uncertainty may impact the energy industry in Canada and may have an adverse effect on Pembina's business and financial results.

One such event was the August 3, 2023 announcement by the Alberta Minister of Affordability and Utilities that the AUC was directed to immediately pause the issuance of approvals for new renewable electricity projects under the *Generation Approvals Pause Regulation* (Alberta). The *Generation Approvals Pause Regulation* (Alberta) and related matters have created uncertainty with respect to the pace and requirements of future renewables development in Alberta, which could impact renewables projects Pembina currently has under development or those of its customers or partners, which might in turn impact, among other things, progress on greenhouse gas emissions reduction efforts. Pembina continues to evaluate the impact of any potential changes on its business and to monitor new developments.

Risks Relating to Breach of Confidentiality

Pembina regularly enters into confidentiality agreements with third parties prior to the disclosure of any confidential information when discussing potential business relationships or other transactions. Breaches of confidentiality could put Pembina at competitive risk and may cause significant damage to its business. There is no assurance that, in the event of a breach of confidentiality, Pembina will be able to obtain equitable remedies from a court of competent jurisdiction in a timely manner, if at all, in order to prevent or mitigate any damage to its business that such a breach of confidentiality may cause.

Concentration of Assets in the Western Canadian Sedimentary Basin

The majority of Pembina's assets are concentrated in the WCSB, which leaves the company exposed to the economic conditions of that area. Pembina mitigates this risk through a diversity of business activities within the area and by owning and operating assets in the U.S.

Impacts of Geopolitical Events

While Pembina's operations, based solely in North America, have not been directly impacted to date, global or international geopolitical events such as armed conflict and political instability, including the current conflicts between Ukraine and Russia and Israel and Palestine, and international responses thereto, may have potential wide-ranging consequences for global market volatility and economic conditions, including energy and commodity prices, which may, in turn, increase inflationary pressures and interest rates. The short-, medium- and long-term implications of any such geopolitical events, including potential direct and indirect impacts on Pembina which could have a material and adverse effect on Pembina's business, financial condition and results of operations, are difficult to predict with any certainty. Depending on their extent, duration, and severity, such geopolitical events may have the effect of heightening many of the other risks described herein, including, without limitation, the risks relating to Pembina's exposure to commodity prices; the successful completion of Pembina's growth and expansion projects, including the expected return on investment thereof; supply chains and Pembina's ability to obtain required equipment, materials or labour; cybersecurity risks; inflationary pressures; and restricted access to capital and increased borrowing costs as a result of increased interest rates.

Internal Controls

Effective internal controls are necessary for Pembina to provide reliable financial reports, manage its risk exposure and help prevent fraud. Although Pembina undertakes numerous procedures to help ensure the reliability of its financial reports, including those imposed by Canadian and U.S. securities laws, Pembina cannot be certain that such measures will ensure that it will maintain adequate control over financial processes and reporting. If Pembina or its independent auditors discover a material weakness, the disclosure of that fact, even if quickly remedied, could reduce the market's confidence in Pembina and its financial statements and negatively impact the trading price of the Common Shares or Class A Preferred Shares.

Risks Related to Climate Change

Risks Relating to Changing Investor Sentiment in the Oil and Gas Industry

A number of factors, including the concerns of the effects of the use of fossil fuels on climate change, concerns of the impact of oil and gas operations on the environment, concerns of environmental damage relating to spills of petroleum products during transportation and concerns of Indigenous rights, have affected certain investors' sentiments towards investing in the oil and gas industry. As a result of these concerns, some investors have announced that they are no longer willing to fund or invest in oil and gas properties or companies and/or are reducing the amount of such investments over time. Additionally, companies across all sectors have been subjected to a heightened level of awareness and scrutiny from institutional, retail and public investors with respect to their ESG practices and, as such, issuers are increasingly being required to develop and implement more robust ESG policies and practices. Developing and implementing such policies and practices can involve significant costs and require a significant time commitment from the Board of Directors, management and employees. Failure to implement the policies and practices expected by investors may result in such investors reducing their investment in Pembina or not investing in Pembina at all. Any reduction in the investor base interested or willing to invest in the oil and gas industry and, more specifically, Pembina may result in limits on Pembina's ability to access capital, increases to the cost of capital, a downgrade in Pembina's credit ratings and outlooks, and a decrease in the price and liquidity of Pembina's securities even if Pembina's operating results, underlying asset values or prospects have not changed. Additionally, these factors, as well as other related factors, may cause a decrease in the value of an asset which may result in an impairment charge.

In June 2023, Pembina published its 2022 Sustainability Report which highlights certain of Pembina's ESG policies and practices, including, but not limited to, energy transition, GHG emissions reduction, employee well-being and culture, health and safety, responsible asset management and Indigenous and community engagement. However, certain investors of Pembina may not be satisfied with the degree and/or speed at which Pembina is implementing and bolstering its ESG policies and practices. If Pembina is unable to meet such investors' expectations, Pembina's business, as well as its reputation, could be adversely affected.

Energy Market Transition

Changing consumer preferences, new technologies, government regulation or other external factors may lead to an acceleration away from fossil-based sources of energy, including energy derived from crude oil and natural gas, to renewable and other alternative sources of energy. This may lead to lower global demand for crude oil and natural gas and related commodities and, in turn, may lead to lower prices for crude oil, natural gas and NGL and related commodities. This could negatively impact the Company's producing customers and lead to less demand for Pembina's services, which could negatively impact the revenue the Company receives from, and the value of, its pipelines, facilities and other infrastructure assets, the useful life of those assets and accelerate the timing of decommissioning.

In addition, Pembina may invest in opportunities related to an energy transition, which may involve investments in businesses, operations or assets relating to renewable or other alternative forms of energy. Such investments may involve certain risks and uncertainties in addition to those identified herein in respect of Pembina's existing businesses, operations and assets, including the obligation to comply with additional regulatory and other legal requirements associated with such businesses, operations or assets and the potential requirement for additional sources of capital to make, develop and/or maintain such investments and Pembina's ability to access such sources of capital. In the event Pembina were to complete such investments, there can be no guarantee that Pembina will realize a return on those investments or businesses, operations or assets that is similar to the returns it receives in respect of its existing business, operations and assets or that would offset any loss in revenue from, or the value of, the Company's existing pipeline, facilities and other infrastructure assets resulting from the impact of the potential energy transition. As a result, any such investment could reduce the level of cash available for dividends and to service obligations under Pembina's debt securities and other debt obligations and may also negatively impact the trading price of Pembina's securities.

Greenhouse Gas Emissions and Targets

Among other sustainability goals, Pembina has committed to reducing GHG emissions intensity of its operations by 30 percent by 2030 (based on a 2019 baseline year). The Company's ability to lower GHG emissions in respect of its 2030 emissions intensity reduction target is subject to numerous risks and uncertainties, and Pembina's actions taken to implement these objectives may also expose the Company to certain additional and/or heightened financial and operational risks. A reduction in GHG emissions intensity relies on, among other things, Pembina's ability to implement and improve energy efficiency at all facilities, future development and growth opportunities, development and deployment of new technologies, investment in lower-carbon power and transition to greater use of renewable and lower emission energy sources. In the event that the Company is unable to implement these strategies and technologies as planned without negatively impacting its expected operations or business plans, or in the event that such strategies or technologies do not perform as expected, the Company may be unable to meet its GHG emissions intensity reduction targets or goals on the current timelines, or at all.

In addition, achieving the Company's GHG emissions intensity reductions target and goals could require significant capital expenditures and resources, with the potential that the costs required to achieve such target and goals materially differ from Pembina's original estimates and expectations, which differences may be material. In addition, while the intent is to improve efficiency and increase the use of renewable and lower-carbon energy, the shift in resources and focus towards GHG emissions reduction could have a negative impact on Pembina's operating results. The overall final cost of investing in and implementing a GHG emissions intensity reduction strategy and technologies in furtherance of such strategy, and the resultant change in the deployment of the Company's resources and focus, could have a material adverse effect on Pembina's business, financial condition and results of operations.

Risks Relating to Weather Conditions

Weather conditions (including those associated with climate change) can affect the demand for and price of natural gas and NGL. As a result, changes in weather patterns may affect Pembina's gas processing business. For example, colder winter temperatures generally increase demand for natural gas and NGL used for heating which tends to result in increased throughput volume on the Alliance Pipeline and at the Company's gas processing facilities and higher prices in the processing and storage businesses. Pembina has capacity to handle any such increased volume of throughput and storage at its facilities to meet changes in seasonal demand; however, at any given time, processing and storage capacity is finite.

Weather conditions (including those associated with climate change) may impact Pembina's ability to complete capital projects, repairs or facility turnarounds on time, potentially resulting in delays and increased costs. Weather may also affect access to Pembina's facilities, and the operations and projects of Pembina's customers or shippers, which may impact the supply and/or demand for Pembina's services. With respect to construction activities, in areas where construction can be conducted in non-winter months, Pembina attempts to schedule its construction timetables so as to minimize potential delays due to cold winter weather.

Changes and/or extreme variability in weather patterns, including with respect to the impact on the geophysical environment, as well as increases in the frequency of extreme weather events, such as floods, cyclones, hurricanes, droughts and forest fires, increases the potential risk for Pembina's assets, including operational disruptions, transportation difficulties, supply chain disruptions, employee safety incidents, and damage to assets, which may result in lower revenues, higher costs or project delays.

See also "*Risk Factors – Risks Inherent in Pembina's Business – Environmental Costs and Liabilities*"; and "*Risk Factors – Risks Inherent in Pembina's Business – Reputation*".

12. NON-GAAP & OTHER FINANCIAL MEASURES

Throughout this MD&A, Pembina has disclosed certain financial measures that are not specified, defined or determined in accordance with GAAP and which are not disclosed in Pembina's financial statements. Non-GAAP financial measures either exclude an amount that is included in, or include an amount that is excluded from, the composition of the most directly comparable financial measure specified, defined and determined in accordance with GAAP. These non-GAAP financial measures and non-GAAP ratios, together with financial measures and ratios specified, defined and determined in accordance with GAAP, are used by management to evaluate the performance and cash flows of Pembina and its businesses and to provide additional useful information respecting Pembina's financial performance and cash flows to investors and analysts.

In this MD&A, Pembina has disclosed the following non-GAAP financial measures and non-GAAP ratios: net revenue, earnings before interest, taxes, depreciation, and amortization ("adjusted EBITDA"), adjusted EBITDA per common share, adjusted EBITDA from equity accounted investees, adjusted cash flow from operating activities and adjusted cash flow from operating activities per common share.

Non-GAAP financial measures and non-GAAP ratios disclosed in this MD&A do not have any standardized meaning under IFRS and may not be comparable to similar financial measures disclosed by other issuers. The financial measures and ratios should not, therefore, be considered in isolation or as a substitute for, or superior to, measures and ratios of Pembina's financial performance, or cash flows specified, defined or determined in accordance with IFRS, including revenue, earnings before income tax, share of profit from equity accounted investees and cash flow from operating activities.

Except as otherwise described herein, these non-GAAP financial measures and non-GAAP ratios are calculated on a consistent basis from period to period. Specific reconciling items may only be relevant in certain periods.

Below is a description of each non-GAAP financial measure and non-GAAP ratio disclosed in this MD&A, together with, as applicable, disclosure of: the most directly comparable financial measure that is specified, defined and determined in accordance with GAAP to which each non-GAAP financial measure relates; a quantitative reconciliation of each non-GAAP financial measure to such directly comparable GAAP financial measure; the composition of each non-GAAP financial measure and non-GAAP ratio; an explanation of how each non-GAAP financial measure and non-GAAP ratio provides useful information to investors and the additional purposes, if any, for which management uses each non-GAAP financial measure and non-GAAP ratio; and an explanation of the reason for any change in the label or composition of each non-GAAP financial measure and non-GAAP ratio from what was previously disclosed.

Net Revenue

Net revenue is a non-GAAP financial measure which is defined as total revenue less cost of goods sold including product purchases. Management believes that net revenue provides investors with a single measure to indicate the margin on sales before non-product operating expenses that is comparable between periods. Management utilizes net revenue to compare consecutive results in Marketing & New Ventures and Facilities, to aggregate revenue generated by each of the Company's divisions and to set comparable objectives. The most directly comparable financial measure to net revenue that is specified, defined and determined in accordance with GAAP and disclosed in Pembina's financial statements is revenue.

3 Months Ended December 31 (\$ millions)	Pipelines		Facilities		Marketing & New Ventures		Corporate & Inter-segment Eliminations		Total	
	2023	2022	2023	2022	2023	2022	2023	2022	2023	2022
	Revenue	737	686	248	237	1,660	1,921	(179)	(145)	2,466
Cost of goods sold, including product purchases	11	—	—	—	1,476	1,734	(138)	(78)	1,349	1,656
Net revenue	726	686	248	237	184	187	(41)	(67)	1,117	1,043

12 Months Ended December 31 (\$ millions)	Pipelines		Facilities		Marketing & New Ventures		Corporate & Inter-segment Eliminations		Total	
	2023	2022	2023	2022	2023	2022	2023	2022	2023	2022
	Revenue	2,707	2,508	909	1,268	6,087	8,471	(578)	(636)	9,125
Cost of goods sold, including product purchases	17	—	—	6	5,509	7,682	(395)	(324)	5,131	7,364
Net revenue	2,690	2,508	909	1,262	578	789	(183)	(312)	3,994	4,247

Adjusted EBITDA and adjusted EBITDA per Common Share

Adjusted EBITDA is a non-GAAP financial measure and is calculated as earnings before net finance costs, income taxes, depreciation and amortization (included in operations and general and administrative expense) and unrealized gains or losses on commodity-related derivative financial instruments. The exclusion of unrealized gains or losses on commodity-related derivative financial instruments eliminates the non-cash impact of such gains or losses.

Adjusted EBITDA also includes adjustments to earnings for losses (gains) on disposal of assets, transaction costs incurred in respect of acquisitions, dispositions and restructuring, impairment charges or reversals in respect of goodwill, intangible assets, investments in equity accounted investees and property, plant and equipment, certain non-cash provisions and other amounts not reflective of ongoing operations. These additional adjustments are made to exclude various non-cash and other items that are not reflective of ongoing operations.

Management believes that adjusted EBITDA provides useful information to investors as it is an important indicator of Pembina's ability to generate liquidity through cash flow from operating activities and equity accounted investees. Management also believes that adjusted EBITDA provides an indicator of operating income generated from capital expenditures, which includes operational finance income and gains from lessor lease arrangements. Adjusted EBITDA is also used by investors and analysts for assessing financial performance and for the purpose of valuing Pembina, including calculating financial and leverage ratios. Management utilizes adjusted EBITDA to set objectives and as a key performance indicator of the Company's success. Pembina presents adjusted EBITDA as management believes it is a measure frequently used by analysts, investors and other stakeholders in evaluating the Company's financial performance.

Adjusted EBITDA per common share is a non-GAAP ratio which is calculated by dividing adjusted EBITDA by the weighted average number of common shares outstanding.

3 Months Ended December 31 (\$ millions, except per share amounts)	Pipelines		Facilities		Marketing & New Ventures		Corporate & Inter-segment Eliminations		Total	
	2023	2022	2023	2022	2023	2022	2023	2022	2023	2022
	Earnings (loss) before income tax	677	295	143	145	204	96	(209)	(206)	815
Adjustments to share of profit from equity accounted investees and other	45	41	135	107	6	—	—	—	186	148
Net finance cost	6	6	3	(8)	(4)	6	111	109	116	113
Depreciation and amortization	109	104	46	34	12	10	11	14	178	162
Unrealized (gain) loss on commodity-related derivative financial instruments	—	—	—	(2)	(46)	61	—	—	(46)	59
Impairment reversal	(231)	—	—	—	—	—	—	—	(231)	—
Gain on disposal of assets, transaction costs incurred in respect of acquisitions and non-cash provisions	11	102	(3)	12	1	(2)	6	1	15	113
Adjusted EBITDA	617	548	324	288	173	171	(81)	(82)	1,033	925
Adjusted EBITDA per common share – basic (dollars)									1.87	1.68

12 Months Ended December 31		Pipelines		Facilities		Marketing & New Ventures		Corporate & Inter-segment Eliminations		Total	
<i>(\$ millions, except per share amounts)</i>		2023	2022	2023	2022	2023	2022	2023	2022	2023	2022
Earnings (loss) before income tax		1,840	1,415	610	1,804	435	708	(696)	(708)	2,189	3,219
Adjustments to share of profit from equity accounted investees and other		172	172	438	271	84	25	—	—	694	468
Net finance costs		28	28	9	13	4	27	425	418	466	486
Depreciation and amortization		414	396	159	196	46	44	44	47	663	683
Unrealized loss (gain) on commodity-related derivative financial instruments		—	—	—	(50)	32	(83)	—	—	32	(133)
Gain on PGI Transaction		—	—	—	(1,110)	—	—	—	—	—	(1,110)
Impairment reversal		(231)	—	—	—	—	—	—	—	(231)	—
Transaction costs incurred in respect of acquisitions, transformation and restructuring costs, contract dispute settlement, gain on disposal of assets and non-cash provisions		11	116	(3)	13	(4)	—	7	4	11	133
Adjusted EBITDA		2,234	2,127	1,213	1,137	597	721	(220)	(239)	3,824	3,746
Adjusted EBITDA per common share – basic <i>(dollars)</i>										6.95	6.78

Adjusted EBITDA from Equity Accounted Investees

In accordance with IFRS, Pembina's joint ventures are accounted for using equity accounting. Under equity accounting, the assets and liabilities of the investment are presented net in a single line item in the Consolidated Statement of Financial Position, "Investments in Equity Accounted Investees". Net earnings from investments in equity accounted investees are recognized in a single line item in the Consolidated Statement of Earnings and Comprehensive Income "Share of Profit from Equity Accounted Investees". The adjustments made to earnings, in adjusted EBITDA above, are also made to share of profit from investments in equity accounted investees. Cash contributions and distributions from investments in equity accounted investees represent Pembina's share paid and received in the period to and from the investments in equity accounted investees.

To assist in understanding and evaluating the performance of these investments, Pembina is supplementing the IFRS disclosure with non-GAAP proportionate consolidation of Pembina's interest in the investments in equity accounted investees. Pembina's proportionate interest in equity accounted investees has been included in adjusted EBITDA.

3 Months Ended December 31		Pipelines		Facilities		Marketing & New Ventures		Total	
<i>(\$ millions)</i>		2023	2022	2023	2022	2023	2022	2023	2022
Share of profit (loss) from equity accounted investees		31	44	48	49	15	(14)	94	79
Adjustments to share of profit from equity accounted investees:									
Net finance costs (income)		7	5	84	37	—	(1)	91	41
Income tax (recovery) expense		—	—	(13)	13	—	—	(13)	13
Depreciation and amortization		38	36	60	39	6	7	104	82
Unrealized loss (gain) on commodity-related derivative financial instruments		—	—	7	11	—	(6)	7	5
Transaction costs incurred in respect of acquisitions and non-cash provisions		—	—	(3)	7	—	—	(3)	7
Total adjustments to share of profit from equity accounted investees		45	41	135	107	6	—	186	148
Adjusted EBITDA from equity accounted investees		76	85	183	156	21	(14)	280	227

12 Months Ended December 31		Pipelines		Facilities		Marketing & New Ventures		Total	
(\$ millions)		2023	2022	2023	2022	2023	2022	2023	2022
Share of profit (loss) from equity accounted investees		109	171	233	108	(26)	82	316	361
Adjustments to share of profit from equity accounted investees:									
Net finance costs		22	23	160	79	1	—	183	102
Income tax expense		—	—	41	14	—	—	41	14
Depreciation and amortization		150	149	207	138	25	25	382	312
Unrealized loss on commodity-related derivative financial instruments		—	—	16	27	—	—	16	27
Transaction costs incurred in respect of acquisitions and non-cash provisions		—	—	14	13	58	—	72	13
Total adjustments to share of profit from equity accounted investees		172	172	438	271	84	25	694	468
Adjusted EBITDA from equity accounted investees		281	343	671	379	58	107	1,010	829

Adjusted Cash Flow from Operating Activities and Adjusted Cash Flow from Operating Activities per Common Share

Adjusted cash flow from operating activities is a non-GAAP measure which is defined as cash flow from operating activities adjusting for the change in non-cash operating working capital, adjusting for current tax and share-based compensation payments, and deducting preferred share dividends paid. Adjusted cash flow from operating activities deducts preferred share dividends paid because they are not attributable to common shareholders. The calculation has been modified to include current tax expense and accrued share-based payment expense as it allows management to better assess the obligations discussed below. Management believes that adjusted cash flow from operating activities provides comparable information to investors for assessing financial performance during each reporting period. Management utilizes adjusted cash flow from operating activities to set objectives and as a key performance indicator of the Company's ability to meet interest obligations, dividend payments and other commitments. Adjusted cash flow from operating activities per common share is a non-GAAP financial ratio which is calculated by dividing adjusted cash flow from operating activities by the weighted average number of common shares outstanding.

(\$ millions, except per share amounts)	3 Months Ended December 31		12 Months Ended December 31	
	2023	2022	2023	2022
Cash flow from operating activities	880	947	2,635	2,929
Cash flow from operating activities per common share – basic (dollars)	1.60	1.72	4.79	5.30
Add (deduct):				
Change in non-cash operating working capital	(54)	(220)	210	(177)
Current tax expense	(54)	18	(325)	(227)
Taxes paid, net of foreign exchange	49	28	236	334
Accrued share-based payment expense	(44)	(51)	(67)	(117)
Share-based compensation payment	—	—	77	45
Preferred share dividends paid	(30)	(32)	(120)	(126)
Adjusted cash flow from operating activities	747	690	2,646	2,661
Adjusted cash flow from operating activities per common share – basic (dollars)	1.36	1.25	4.81	4.82

13. OTHER

Selected Annual Financial Information

<i>(\$ millions, except where noted)</i>	2023	2022	2021
Revenue	9,125	11,611	8,627
Earnings	1,776	2,971	1,242
Per common share - basic <i>(dollars)</i>	3.00	5.14	2.00
Per common share - diluted <i>(dollars)</i>	2.99	5.12	1.99
Total assets	32,618	31,487	31,456
Total non-current liabilities	13,584	13,640	14,703
Common share dividends declared <i>(\$ per share)</i>	2.65	2.55	2.52
Preferred share dividends declared	120	126	135

See the "Quarterly Financial Information" section for the factors impacting the years ended December 31, 2023 and 2022. The increase in revenues, earnings and earnings per common share (basic and diluted) between 2021 and 2022 was largely due to higher global energy prices in 2022 and Pembina's recognition of the gain on the PGI Transaction in 2022 compared to the receipt of the termination payment in connection with the termination of the arrangement agreement with Inter Pipeline Ltd., which was recognized in other income in 2021. Additionally, there were no impairments in 2022 compared to in 2021 largely related to certain Oil Sands assets, gains on commodity-related derivative financial instruments in 2022 versus losses in 2021, and lower income tax expense as a result of the PGI Transaction. These positive factors were partially offset by higher general and administrative costs and net finance costs.

Financial Instruments

Risk Management

Risk management strategies, policies, and limits ensure risks and exposures are aligned to Pembina's business strategy and risk tolerance. Pembina's Board of Directors is responsible for providing risk management oversight and oversees how management monitors compliance with the organization's risk management policies and procedures. In addition, the Board of Directors reviews the adequacy of this risk framework in relation to the risks faced by Pembina.

Pembina has exposure to counterparty credit risk, liquidity risk and market risk. Pembina utilizes derivative instruments to stabilize the results of its business and, as at December 31, 2023, the Company has entered into certain financial derivative contracts in order to manage commodity price, interest rate, cost of power and foreign exchange risk. Pembina has also entered into power purchase agreements to secure cost-competitive renewable energy, fix the price for a portion of the power Pembina consumes, and reduce its emissions. Refer to the "Risk Factors" section of this MD&A for information on exposure of risks and the management of those risks.

Fair Values

The fair value of financial instruments utilizes a variety of valuation inputs. When measuring fair value, Pembina uses observable market data to the greatest extent possible. Depending on the nature of these valuation inputs, financial instruments are categorized as follows:

a. Level 1

Level 1 fair values are based on inputs that are unadjusted observable quoted prices from active markets for identical assets or liabilities as at the measurement date.

b. Level 2

Level 2 fair values are based on inputs, other than quoted market prices included in Level 1, that are either directly or indirectly observable. Level 2 fair value inputs include quoted forward market prices, time value, and broker quotes that are observable for the duration of the financial instrument's contractual term. These inputs are often adjusted for factors specific to the asset or liability, such as, location differentials and credit risk.

Financial instruments that utilize Level 2 fair valuation inputs, include derivatives arising from physical commodity forward contracts, commodity swaps and options, and forward interest rate and foreign-exchange swaps. In addition, Pembina's loans and borrowings utilize Level 2 fair valuation inputs, whereby the valuation technique is based on discounted future interest and principal payments using the current market interest rates of instruments with similar terms.

c. Level 3

Level 3 fair values utilize inputs that are not based on observable market data. Rather, various valuation techniques are used to develop inputs.

Financial instruments that utilize Level 3 fair valuation inputs include embedded derivative instruments arising from long-term power purchase agreements, whereby Pembina has purchased a proportionate interest of wind power. The fair value of these instruments is measured using a pricing and cash flow model that accounts for forward power prices, renewable wind power pricing discounts and differentials, and inflationary metrics. The rate used to discount the respective estimated cash flows is a government risk-free interest rate that is adjusted for an appropriate credit spread. The fair valuation of the embedded derivative instruments is judged to be a significant management estimate. These assumptions and inputs are susceptible to change and may differ from actual future developments. This estimation uncertainty could materially impact the quantified fair value; and therefore, the gains and losses on commodity-related derivative financial instruments.

The carrying values of financial assets and liabilities in relation to their respective fair values, together with their appropriate fair value categorization are illustrated in the table below. Certain other non-derivative financial instruments measured at amortized cost, including cash and cash equivalents, trade receivables and other, trade payables and other, and other liabilities have been excluded since their carrying values are judged to approximate their fair values due to their nature and short maturity. These instruments would be categorized as Level 2 in the fair value hierarchy.

As at December 31 (\$ millions)	2023				2022			
	Carrying Value	Fair Value			Carrying Value	Fair Value		
		Level 1	Level 2	Level 3		Level 1	Level 2	Level 3
Financial assets carried at fair value								
Derivative financial instruments ⁽¹⁾	80	—	51	29	129	—	92	37
Financial liabilities carried at fair value								
Derivative financial instruments ⁽¹⁾	40	—	26	14	64	—	57	7
Contingent consideration ⁽²⁾	39	—	—	39	49	—	12	37
Financial liabilities carried at amortized cost								
Long-term debt ⁽³⁾	10,499	—	9,989	—	10,600	—	9,590	—

⁽¹⁾ At December 31, 2023 all derivative financial instruments are carried at fair value through earnings, except for \$18 million in interest rate derivative financial assets that have been designated as cash flow hedges.

⁽²⁾ Included in trade payables and other. Under the terms of the agreements on Pembina's investment in the Cedar LNG Project, Pembina has commitments to make additional payments on a positive final investment decision. As at December 31, 2023, Pembina has met its commitments to fund development costs and annual operating budgets.

⁽³⁾ Carrying value of current and non-current balances. Includes loans and borrowings and subordinated hybrid notes.

Gains and Losses on Derivative Instruments

Realized and unrealized losses (gains) on derivative instruments are as follows:

For the years ended December 31 (\$ millions)	2023	2022
Derivative instruments held at FVTPL⁽¹⁾		
Realized (gain) loss		
Commodity-related	(11)	105
Foreign exchange	15	14
Unrealized loss (gain)		
Commodity-related	32	(133)
Foreign exchange	(18)	12
Derivative instruments in hedging relationships		
Interest rate loss (gain) recorded in other comprehensive income ⁽²⁾	13	(23)

⁽¹⁾ Realized and unrealized losses or gains on commodity derivative instruments held at FVTPL are included in loss (gain) on commodity-related derivative financial instruments in the Consolidated Statements of Earnings and Comprehensive Income. Realized and unrealized losses or gains on foreign exchange derivative instruments that are not designated as hedging instruments, but rather held at FVTPL, are included in net finance costs in the Consolidated Statements of Earnings and Comprehensive Income.

⁽²⁾ Unrealized losses or gains for designated cash flow hedges are recognized in impact of hedging activities in the Consolidated Statements of Earnings and Comprehensive Income, with realized losses or gains being reclassified to net finance costs. At December 31, 2023, the movement in other comprehensive income includes a realized gain of \$16 million that was reclassified to net finance costs (2022: \$5 million realized gain). No losses or gains have been recognized in net income relating to discontinued cash flow hedges.

Pension Plan

Pembina maintains defined contribution plans and defined benefit pension plans for employees and retirees. The defined benefit plans include a funded registered plan for all qualified employees and an unfunded supplemental retirement plan for those employees affected by the Canada Revenue Agency maximum pension limits. At the end of 2023, the pension plans carried a net obligation of \$9 million (2022: net asset of \$6 million). At December 31, 2023, plan obligations amounted to \$264 million (2022: \$218 million) compared to plan assets of \$255 million (2022: \$224 million). In 2023, the pension plans' expense was \$18 million (2022: \$23 million). Pembina's contributions to the pension plans totaled \$17 million in 2023 (2022: \$15 million).

Disclosure Controls and Procedures and Internal Control over Financial Reporting

Disclosure Controls and Procedures

Pembina maintains disclosure controls and procedures ("DC&P") designed to provide reasonable assurance that information required to be disclosed in Pembina's annual filings, interim filings and other reports filed or submitted by it under applicable securities laws is recorded, processed, summarized and reported accurately and in the time periods specified under such securities laws, and include controls and procedures designed to ensure such information is accumulated and communicated to Pembina's management, including its certifying officers, as appropriate to allow timely decisions regarding required disclosure. As at December 31, 2023, an evaluation of the effectiveness of the design and operation of Pembina's DC&P, as defined in Rule 13a – 15(e) and 15(d) – 15(e) under the United States *Securities Exchange Act of 1934*, as amended (the "Exchange Act") and National Instrument 52-109 *Certification of Disclosure in Issuer's Annual and Interim Filings* ("NI 52-109"), was carried out by management, including the President and Chief Executive Officer ("CEO") and the Senior Vice President and Chief Financial Officer ("CFO"). Based on the evaluation, the CEO and CFO have concluded that the design and operation of Pembina's DC&P were effective as at December 31, 2023 to ensure that material information relating to Pembina is made known to the CEO and CFO by others.

It should be noted that while the CEO and CFO believe that Pembina's DC&P provide a reasonable level of assurance that they are effective, they do not expect that Pembina's DC&P will prevent all errors or fraud. A control system, no matter how well conceived or operated, can provide only reasonable, not absolute, assurance that the objectives of the control system are met.

Management's Annual Report on Internal Control over Financial Reporting

Pembina maintains internal control over financial reporting which is designed to provide reasonable assurance regarding the reliability of financial reporting and the preparation of financial statements for external purposes in accordance with IFRS.

Management is responsible for establishing and maintaining adequate internal control over financial reporting, as defined in Rule 13a – 15(e) and 15(d) – 15(e) under the Exchange Act and NI 52-109.

Under the supervision and with the participation of our CEO and our CFO, management has conducted an evaluation of the effectiveness of our internal control over financial reporting, as at December 31, 2023 based on the framework set forth in Internal Control – Integrated Framework issued in 2013 by the Committee of Sponsoring Organizations of the Treadway Commission ("COSO"). Based on management's assessment as at December 31, 2023, the CEO and CFO have concluded that Pembina's internal control over financial reporting is effective.

Due to its inherent limitations, internal control over financial reporting is not intended to provide absolute assurance that a misstatement of Pembina's financial statements would be prevented or detected. Further, the evaluation of the effectiveness of internal control over financial reporting was made as at a specific date, and continued effectiveness in future periods is subject to the risks that controls may become inadequate.

The effectiveness of internal control over financial reporting as at December 31, 2023 was audited by KPMG LLP, an independent registered public accounting firm, as stated in their Report of Independent Registered Public Accounting Firm, which is included in the Consolidated Financial Statements.

Changes in Internal Control over Financial Reporting

There has been no change in Pembina's internal control over financial reporting that occurred during the year ended December 31, 2023 that has materially affected, or are reasonably likely to materially affect, Pembina's internal control over financial reporting.

14. ABBREVIATIONS

The following is a list of abbreviations that may be used in this MD&A:

Other	
AECO	Alberta Energy Company benchmark price for natural gas
B.C.	British Columbia
GAAP	Canadian generally accepted accounting principles
IFRS	International Financial Reporting Standards
NGL	Natural gas liquids
LNG	Liquefied natural gas
U.S.	United States
WCSB	Western Canadian Sedimentary Basin
Deep cut	Ethane-plus capacity extraction gas processing capabilities
Shallow cut	Sweet gas processing with propane and/or condensate-plus extraction capabilities
Volumes	Volumes for Pipelines and Facilities are revenue volumes, defined as physical volumes plus volumes from take-or-pay commitments. Volumes for Marketing & New Ventures are marketed NGL volumes. Volumes are stated in mboe/d, with natural gas volumes converted to mboe/d from MMcf/d at a 6:1 ratio, and also include revenue volumes from Pembina's equity accounted investees.

Measurement		Regulators & Acts	
bpd	barrels per day	ABCA	<i>Business Corporations Act</i> (Alberta)
mbls	thousands of barrels	AER	Alberta Energy Regulator
mbpd	thousands of barrels per day	BCEAO	British Columbia Environmental Assessment Office
mmbpd	millions of barrels per day	BCER	British Columbia Energy Regulator
mmbbls	millions of barrels	BCUC	British Columbia Utilities Commission
mboe/d	thousands of barrels of oil equivalent per day	CER	Canadian Energy Regulator
mmboe/d	millions of barrels of oil equivalent per day	FERC	United States Federal Energy Regulatory Commission
MMcf/d	millions of cubic feet per day	GGPPA	Greenhouse Gas Pollution Pricing Act (Canada)
bcf/d	billions of cubic feet per day	ICA	<i>Interstate Commerce Act of 1887</i> (United States)
km	kilometer	NEB	National Energy Board
		NGA	<i>Natural Gas Act of 1938</i> (United States)
		OPEC	Organization of the Petroleum Exporting Countries
		PHMSA	Pipeline and Hazardous Material Safety Administration
		IAAC	Impact Assessment Agency of Canada

Investments in Equity Accounted Investees	
Pipelines:	
Alliance	50 percent interest in Alliance Pipeline Limited Partnership, Alliance Pipeline L.P., and NRGreen Power Limited Partnership
Ruby	50 percent convertible, cumulative preferred interest in Ruby Pipeline Holding Company L.L.C. On January 13, 2023, pursuant to the Ruby Subsidiary Plan, Ruby Pipeline Holding Company L.L.C sold its equity interest in the Ruby Subsidiary. As a result, Pembina ceased to have an interest in the Ruby Pipeline.
Grand Valley	75 percent interest in Grand Valley 1 Limited Partnership wind farm
Facilities:	
PGI	60 percent interest in Pembina Gas Infrastructure Inc., a premier gas processing entity in western Canada serving customers throughout the Montney and Duvernay trends from central Alberta to northeast British Columbia
Veresen Midstream	Prior to August 15, 2022, Pembina owned a 45 percent interest in Veresen Midstream Limited Partnership, which owns assets in western Canada serving the Montney geological play in northwestern Alberta and northeastern B.C. including gas processing plants and gas gathering pipelines and compression. On August 15, 2022, Pembina contributed its equity interest in Veresen Midstream to PGI, resulting in Pembina holding a 60 percent interest indirectly through its investment in PGI.
Fort Corp	50 percent interest in Fort Saskatchewan Ethylene Storage Limited Partnership and Fort Saskatchewan Ethylene Storage Corporation
Marketing & New Ventures:	
Aux Sable	An ownership interest in Aux Sable (approximately 42.7 percent in Aux Sable U.S. and 50 percent in Aux Sable Canada), which includes an NGL fractionation facility and gas processing capacity near Chicago, Illinois and other natural gas and NGL processing facilities, logistics and distribution assets in the U.S. and Canada, and transportation contracts on Alliance
CKPC	50 percent interest in Canada Kuwait Petrochemical Corporation which was dissolved on December 31, 2023, and the PDH/PP Facility which was cancelled in the third quarter of 2022.
Cedar LNG	49.9 percent interest in Cedar LNG Partners LP and the proposed floating LNG facility in Kitimat, British Columbia, Canada
ACG	50 percent interest in Alberta Carbon Grid Heartland Limited Partnership and the proposed Heartland carbon dioxide transportation and sequestration system.

Readers are referred to the AIF for the year ended December 31, 2023 for additional descriptions, which is available at www.sedarplus.ca, www.sec.gov and through Pembina's website at www.pembina.com.

15. FORWARD-LOOKING STATEMENTS & INFORMATION

In the interest of providing Pembina's security holders and potential investors with information regarding Pembina, including management's assessment of the Company's future plans and operations, certain statements contained in this MD&A constitute forward-looking statements or forward-looking information (collectively, "forward-looking statements"). Forward-looking statements are typically identified by words such as "anticipate", "continue", "estimate", "expect", "may", "will", "project", "should", "could", "would", "believe", "plan", "intend", "design", "target", "undertake", "view", "indicate", "maintain", "explore", "entail", "schedule", "objective", "strategy", "likely", "potential", "outlook", "aim", "purpose", "goal" and similar expressions suggesting future events or future performance.

By their nature, such forward-looking statements involve known and unknown risks, uncertainties and other factors that may cause actual results or events to differ materially from those anticipated in such forward-looking statements. Pembina believes the expectations reflected in those forward-looking statements are reasonable but no assurance can be given that these expectations will prove to be correct and such forward-looking statements included in this MD&A should not be unduly relied upon. These forward-looking statements speak only as of the date of the MD&A.

In particular, this MD&A contains forward-looking statements pertaining to the following:

- future levels and sustainability of cash dividends that Pembina intends to pay to its shareholders and the dividend payment dates;
- planning, construction, locations, capital expenditure estimates, schedules, regulatory and environmental applications and anticipated approvals, expected capacity, incremental volumes, contractual arrangements, completion and in-service dates, rights, sources of product, activities, benefits and operations with respect to new construction of, or expansions on existing, pipelines, systems, gas services facilities, processing and fractionation facilities, terminalling, storage and hub facilities and other facilities or energy infrastructure, as well as the impact of Pembina's new projects on its future financial performance;
- future pipeline, processing, fractionation and storage facility and system operations and throughput levels;
- treatment under existing and proposed governmental regulatory regimes, including taxes, environmental, project assessment and GHG laws and regulations;
- Pembina's strategy and the development and expected timing of new business; initiatives and growth opportunities and the impact thereof;
- increased throughput potential, processing capacity and fractionation capacity due to increased oil and gas industry activity and new connections and other initiatives on Pembina's pipelines and at Pembina's facilities;
- expected future cash flows and the sufficiency thereof, financial strength, sources of and access to funds at acceptable rates, future contractual obligations, future financing options, availability of capital for capital expenditures, operating obligations, dividends, debt maturities, letters of credit and the use of proceeds from financings;
- Pembina's capital structure, including the sufficiency of the amount of leverage employed therein and future actions that may be taken with respect thereto, including expectations regarding the repurchase or redemption of common shares, repayments of existing debt, new borrowings, equity or hybrid securities issuances and the timing thereof;
- potential actions undertaken by Pembina to mitigate counterparty risk;
- tolls and tariffs and processing, transportation, fractionation, storage and services commitments and contracts;
- the outcomes and effectiveness of Pembina's DC&P and ICFR;
- operating risks, including the amount of future liabilities related to pipelines spills and other environmental incidents;
- the expected demand for, and prices and inventory levels of, crude oil and other petroleum products, including NGL;
- the development and anticipated benefits of Pembina's new projects and developments, including the Phase VIII Peace Pipeline Expansion, RFS IV, the NEBC MPS Expansion, the Wapiti Expansion, the K3 Cogeneration Facility, the Cedar LNG project and ACG, including the timing thereof;
- the Alliance/Aux Sable Acquisition, including the terms thereof and the expected closing date; and
- the impact of current market conditions on Pembina.

Various factors or assumptions are typically applied by Pembina in drawing conclusions or making the forecasts, projections, predictions or estimations set out in forward-looking statements based on information currently available to Pembina. These factors and assumptions include, but are not limited to:

- oil and gas industry exploration and development activity levels and the geographic region of such activity;
- the success of Pembina's operations;
- prevailing commodity prices, interest rates, carbon prices, tax rates, exchange rates and inflation rates;
- the ability of Pembina to maintain current credit ratings;
- the availability and cost of capital to fund future capital requirements relating to existing assets, projects and the repayment of refinancing existing debt as it becomes due;
- expectations regarding Pembina's pension plan;
- future operating costs including geotechnical and integrity costs being consistent with historical costs;

- oil and gas industry compensation levels remaining consistent;
- in respect of current developments, expansions, planned capital expenditures, completion dates and capacity expectations: that third parties will provide any necessary support; that any third-party projects relating to Pembina's growth projects will be sanctioned and completed as expected; that any required commercial agreements can be reached; that all required regulatory and environmental approvals can be obtained on the necessary terms in a timely manner; that there are no supply chain disruptions impacting Pembina's ability to obtain required equipment, materials or labour; that counterparties will comply with contracts in a timely manner; that there are no unforeseen events preventing the performance of contracts or the completion of the relevant facilities, and that there are no unforeseen material costs relating to the facilities which are not recoverable from customers;
- in respect of the stability of Pembina's dividends: prevailing commodity prices, margins and exchange rates; that Pembina's future results of operations will be consistent with past performance and management expectations in relation thereto; the continued availability of capital at attractive prices to fund future capital requirements relating to existing assets and projects, including but not limited to future capital expenditures relating to expansion, upgrades and maintenance shutdowns; the success of growth projects; future operating costs; that counterparties to agreements will continue to perform their obligations in a timely manner; that there are no unforeseen events preventing the performance of contracts; and that there are no unforeseen material construction or other costs related to current growth projects; current operations or the repayment or refinancing of existing debt as it becomes due;
- prevailing regulatory, tax and environmental laws and regulations and tax pool utilization;
- the amount of future liabilities relating to lawsuits and environmental incidents and the availability of coverage under Pembina's insurance policies (including in respect of Pembina's business interruption insurance policy);
- the satisfaction of the conditions to closing of the Alliance/Aux Sable Acquisition in a timely manner, including receipt of all necessary approvals; and
- that the Alliance/Aux Sable Acquisition will be completed on terms consistent with management's current expectations.

The actual results of Pembina could differ materially from those anticipated in these forward-looking statements as a result of the material risk factors set forth below:

- the regulatory environment and decisions and Indigenous and landowner consultation requirements;
- the impact of competitive entities and pricing;
- reliance on third parties to successfully operate and maintain certain assets;
- labour and material shortages;
- reliance on key relationships, joint venture partners, and agreements and the outcome of stakeholder engagement;
- the strength and operations of the oil and natural gas production industry and related commodity prices;
- non-performance or default by counterparties to agreements which Pembina or one or more of its subsidiaries has entered into in respect of its business;
- actions by joint venture partners or other partners which hold interests in certain of Pembina's assets;
- actions by governmental or regulatory authorities including changes in tax laws and treatment, changes in royalty rates, changes in regulatory processes or increased environmental regulation;
- fluctuations in operating results;
- adverse general economic and market conditions, including potential recessions in Canada, North America and worldwide, resulting in changes, or prolonged weaknesses, as applicable, in interest rates, foreign currency exchange rates, inflation rates, commodity prices, supply/demand trends and overall industry activity levels;
- constraints on, or the unavailability of adequate infrastructure;
- the political environment in North America and elsewhere, and public opinion;
- ability to access various sources of debt and equity capital on acceptable terms;
- adverse changes in credit ratings;
- counterparty credit risk;
- technology and security risks, including cyber-security risks;
- natural catastrophes;
- the ability of Pembina and Enbridge to receive all necessary regulatory approvals and satisfy all other necessary conditions to closing of the Alliance/Aux Sable Acquisition on a timely basis or at all; and
- the other factors discussed under "Risk Factors" in Pembina's MD&A and AIF for the year ended December 31, 2023, which are available at www.sedarplus.ca, www.sec.gov and through Pembina's website at www.pembina.com.

These factors should not be construed as exhaustive. Unless required by law, Pembina does not undertake any obligation to publicly update or revise any forward-looking statements, whether as a result of new information, future events or otherwise. Management approved the 2023 capital expenditure guidance contained herein as of the date of MD&A. The purpose of the 2023 capital expenditure guidance is to assist readers in understanding Pembina's expected future capital expenditures, and this information may not be appropriate for other purposes. Any forward-looking statements contained herein are expressly qualified by this cautionary statement.

CONSOLIDATED FINANCIAL STATEMENTS AND NOTES

Table of Contents

CONSOLIDATED STATEMENT OF FINANCIAL POSITION	82
CONSOLIDATED STATEMENTS OF EARNINGS AND COMPREHENSIVE INCOME	83
CONSOLIDATED STATEMENTS OF CHANGES IN EQUITY	84
CONSOLIDATED STATEMENTS OF CASH FLOWS	85
NOTES TO THE CONSOLIDATED FINANCIAL STATEMENTS	86
1. REPORTING ENTITY	86
2. BASIS OF PREPARATION	86
3. MATERIAL ACCOUNTING POLICIES	88
4. OPERATING SEGMENTS	99
5. TRADE RECEIVABLES AND OTHER	100
6. INVENTORY	101
7. PROPERTY, PLANT AND EQUIPMENT	101
8. INTANGIBLE ASSETS AND GOODWILL	102
9. INVESTMENTS IN EQUITY ACCOUNTED INVESTEES	104
10. INCOME TAXES	109
11. TRADE PAYABLES AND OTHER	110
12. LEASES	111
13. LONG-TERM DEBT	112
14. DECOMMISSIONING PROVISION	114
15. SUBSCRIPTION RECEIPTS	114
16. SHARE CAPITAL	115
17. EARNINGS PER COMMON SHARE	118
18. REVENUE	119
19. NET FINANCE COSTS	120
20. PENSION PLAN	120
21. SHARE-BASED PAYMENTS	123
22. ACCUMULATED OTHER COMPREHENSIVE INCOME	125
23. FINANCIAL INSTRUMENTS & RISK MANAGEMENT	126
24. CAPITAL MANAGEMENT	132
25. GROUP ENTITIES	133
26. RELATED PARTIES	133
27. COMMITMENTS AND CONTINGENCIES	135

MANAGEMENT'S REPORT

The audited consolidated financial statements of Pembina Pipeline Corporation (the "Company" or "Pembina") are the responsibility of Pembina's management. The financial statements have been prepared in accordance with International Financial Reporting Standards as issued by the International Accounting Standards Board, using management's best estimates and judgments, where appropriate.

Management is responsible for the reliability and integrity of the financial statements, the notes to the financial statements and other financial information contained in this report. In the preparation of these financial statements, estimates are sometimes necessary because a precise determination of certain assets and liabilities is dependent on future events. Management believes such estimates have been based on careful judgments and have been properly reflected in the accompanying financial statements.

Management's Assessment of Internal Control over Financial Reporting

Management is responsible for establishing and maintaining disclosure controls and procedures ("DC&P") and internal control over financial reporting, as defined in Rule 13a – 15(e) and 15(d) – 15(e) under the United States *Securities Exchange Act of 1934*, as amended (the "Exchange Act") and National Instrument 52-109 *Certification of Disclosure in Issuers' Annual and Interim Filings*.

Under the supervision and with the participation of the President and Chief Executive Officer ("CEO") and the Senior Vice President and Chief Financial Officer ("CFO"), management has conducted an evaluation of Pembina's internal control over financial reporting based on the framework set forth in Internal Control – Integrated Framework issued in 2013 by the Committee of Sponsoring Organizations of the Treadway Commission ("COSO"). Based on management's assessment as at December 31, 2023, the CEO and CFO have concluded that Pembina's internal control over financial reporting is effective.

Due to its inherent limitations, internal control over financial reporting is not intended to provide absolute assurance that a misstatement of Pembina's financial statements would be prevented or detected. Further, the evaluation of the effectiveness of internal control over financial reporting was made as at a specific date, and continued effectiveness in future periods is subject to the risks that controls may become inadequate.

The Board of Directors of Pembina (the "Board") is responsible for ensuring management fulfills its responsibilities for financial reporting and internal control. The Board is assisted in exercising its responsibilities through the Audit Committee, which consists of five non-management directors. The Audit Committee meets periodically with management and the internal and external auditors to satisfy itself that management's responsibilities are properly discharged, to review the financial statements and to recommend approval of the financial statements to the Board.

KPMG LLP, the independent auditors, have audited Pembina's consolidated financial statements and the effectiveness of internal control over financial reporting as of December 31, 2023 in accordance with the standards of the Public Company Accounting Oversight Board (United States). The independent auditors have full and unrestricted access to the Audit Committee to discuss their audit and their related findings.

Changes in Internal Control over Financial Reporting

There has been no change in Pembina's internal control over financial reporting that occurred during the year ended December 31, 2023 that has materially affected, or are reasonably likely to materially affect, Pembina's internal control over financial reporting.

"J. Scott Burrows"
J. Scott Burrows
President and Chief Executive Officer

"Cameron J. Goldade"
Cameron J. Goldade
Senior Vice President and Chief Financial Officer

February 22, 2024

REPORT OF INDEPENDENT REGISTERED PUBLIC ACCOUNTING FIRM

To the Shareholders and Board of Directors of Pembina Pipeline Corporation

Opinion on the Consolidated Financial Statements

We have audited the accompanying consolidated statements of financial position of Pembina Pipeline Corporation and subsidiaries (the Company) as of December 31, 2023 and 2022, the related consolidated statements of earnings and comprehensive income, changes in equity, and cash flows for each of the years then ended, and the related notes (collectively, the consolidated financial statements). In our opinion, the consolidated financial statements present fairly, in all material respects, the financial position of the Company as of December 31, 2023 and 2022, and its financial performance and its cash flows for the years then ended, in conformity with International Financial Reporting Standards as issued by the International Accounting Standards Board.

We also have audited, in accordance with the standards of the Public Company Accounting Oversight Board (United States) (PCAOB), the Company's internal control over financial reporting as of December 31, 2023, based on criteria established in *Internal Control – Integrated Framework (2013)* issued by the Committee of Sponsoring Organizations of the Treadway Commission, and our report dated February 22, 2024 expressed an unqualified opinion on the effectiveness of the Company's internal control over financial reporting.

Basis for Opinion

These consolidated financial statements are the responsibility of the Company's management. Our responsibility is to express an opinion on these consolidated financial statements based on our audits. We are a public accounting firm registered with the PCAOB and are required to be independent with respect to the Company in accordance with the U.S. federal securities laws and the applicable rules and regulations of the Securities and Exchange Commission and the PCAOB.

We conducted our audits in accordance with the standards of the PCAOB. Those standards require that we plan and perform the audit to obtain reasonable assurance about whether the consolidated financial statements are free of material misstatement, whether due to error or fraud. Our audits included performing procedures to assess the risks of material misstatement of the consolidated financial statements, whether due to error or fraud, and performing procedures that respond to those risks. Such procedures included examining, on a test basis, evidence regarding the amounts and disclosures in the consolidated financial statements. Our audits also included evaluating the accounting principles used and significant estimates made by management, as well as evaluating the overall presentation of the consolidated financial statements. We believe that our audits provide a reasonable basis for our opinion.

Critical Audit Matters

The critical audit matters communicated below are matters arising from the current period audit of the consolidated financial statements that were communicated or required to be communicated to the audit committee and that: (1) relate to accounts or disclosures that are material to the consolidated financial statements and (2) involved our especially challenging, subjective, or complex judgments. The communication of critical audit matters does not alter in any way our opinion on the consolidated financial statements, taken as a whole, and we are not, by communicating the critical audit matters below, providing separate opinions on the critical audit matters or on the accounts or disclosures to which they relate.

Evaluation of the recoverable amount of the Marketing & New Ventures operating segment

As discussed in Note 8 to the consolidated financial statements, the goodwill balance as of December 31, 2023 allocated to the Marketing & New Ventures operating segment was \$1,439 million. For the purpose of the impairment test, goodwill has been allocated to the Company's operating segments which represents the group of cash generating units at which the goodwill is monitored for management purposes. As discussed in Note 3 to the consolidated financial statements, goodwill is assessed at each reporting date to determine whether there is any indicator of impairment. In addition, goodwill is tested for impairment annually, or more frequently, if an impairment indicator exists. The recoverable amounts were determined using a fair value less costs of disposal approach which is based on a discounted cash flow model.

We identified the evaluation of the recoverable amount of the Marketing & New Ventures operating segment as a critical audit matter. A high degree of subjective auditor judgment was required to evaluate the significant cash flow assumptions of forecasted commodity volumes, pricing and margins and the after-tax discount rate used in the discounted cash flow model. Changes to those assumptions could have had a significant impact on the determination of the recoverable amount of the Marketing & New Ventures operating segment.

The following are the primary procedures we performed to address this critical audit matter. We evaluated the design and tested the operating effectiveness of certain internal controls related to the critical audit matter, including controls related to the determination of the forecasted commodity volumes, pricing and margins and the after-tax discount rate used in the calculation of the recoverable amount. We evaluated the Company's forecasted commodity pricing assumptions by comparing to publicly available forward price curves. We compared the Company's historical forecasted commodity volumes and margins to actual historical results to assess the Company's ability to accurately forecast. We evaluated the Company's forecasted commodity volumes and margins by comparing them to actual historical results. In addition, we involved valuation professionals with specialized skills and knowledge, who assisted in:

- testing the recoverable amount for the operating segment using the operating segment's commodity volumes, pricing and margins and after-tax discount rate and comparing the result to the Company's calculated recoverable amount
- evaluating the after-tax discount rate used in the valuation for the operating segment by comparing the inputs against publicly available market data for comparable entities and assessing the resulting after-tax discount rate
- evaluating the historical and forecasted cash flow multiples implied in the valuation for the operating segment by comparing them against publicly available historical and forecasted cash flow multiples for comparable entities.

Evaluation of the recoverable amount of the Facilities operating segment

As discussed in Note 8 to the consolidated financial statements, the goodwill balance as of December 31, 2023 allocated to the Facilities operating segment was \$396 million. For the purpose of the impairment test, goodwill has been allocated to the Company's operating segments which represents the group of cash generating units at which the goodwill is monitored for management purposes. As discussed in Note 3 to the consolidated financial statements, goodwill is assessed at each reporting date to determine whether there is any indicator of impairment. In addition, goodwill is tested for impairment annually, or more frequently, if an impairment indicator exists. The recoverable amounts were determined using a fair value less costs of disposal approach which is based on a discounted cash flow model.

We identified the evaluation of the recoverable amount of the Facilities operating segment as a critical audit matter. A high degree of subjective auditor judgment was required to evaluate the significant cash flow assumptions of forecasted contracted volumes and rates and the after-tax discount rate used in the discounted cash flow model. Changes to those assumptions could have had a significant impact on the determination of the recoverable amount of the Facilities operating segment.

The following are the primary procedures we performed to address this critical audit matter. We evaluated the design and tested the operating effectiveness of certain internal controls related to the critical audit matter, including controls related to the determination of the forecasted contracted volumes and rates and the after-tax discount rate used in the calculation of the recoverable amount. We compared the Company's historical forecasted contracted volumes and rates to actual historical results to assess the Company's ability to accurately forecast. We evaluated the Company's forecasted contracted volumes and rates by comparing them to actual historical results. In addition, we involved valuation professionals with specialized skills and knowledge, who assisted in:

- testing the recoverable amount for the operating segment using the operating segment's forecasted volumes and rates and after-tax discount rate, and comparing the result to the Company's calculated recoverable amount
- evaluating the after-tax discount rate used in the valuation for the operating segment by comparing the inputs against publicly available market data for comparable entities and assessing the resulting after-tax discount rate
- evaluating the historical and forecasted cash flow multiples implied in the valuation for the operating segment by comparing them against publicly available historical and forecasted cash flow multiples for comparable entities.

Evaluation of the recoverable amount of Pembina Gas Infrastructure Inc.

As discussed in Note 9 to the consolidated financial statements, the Company's equity method investment in Pembina Gas Infrastructure Inc. (PGI) as of December 31, 2023 was \$3,894 million. As discussed in Note 2, the Company records its share of the investee's profit or loss and comprehensive income, which includes any impairment losses recorded by PGI. As discussed in Note 9 to the consolidated financial statements, PGI is required to estimate the recoverable amount of its goodwill at least annually, or whenever PGI identifies an impairment indicator. PGI calculated the recoverable amount in its annual goodwill impairment test using a fair value less costs of disposal approach based on a discounted cash flow model. No impairment loss was recognized by PGI for the year ended December 31, 2023.

We identified the evaluation of the recoverable amount of PGI as a critical audit matter. A high degree of subjective auditor judgment was required to evaluate the forecasted cash flows over the remaining useful life of the assets, including the long-term growth rate, and after-tax discount rate assumptions used in the discounted cash flow model. Minor changes to those assumptions could have had a significant impact on the assessment of the recoverable amount of PGI and the share of profit recognized by the Company under the equity method of accounting.

The following are the primary procedures we performed to address this critical audit matter. We evaluated the design and tested the operating effectiveness of certain internal controls related to the critical audit matter, including controls related to the determination of the forecasted cash flows over the remaining useful life of the assets, including long-term growth rate, and after-tax discount rate assumptions used in the calculation of the recoverable amount. We compared PGI's historical forecasted cash flows over the remaining useful life of the assets to actual historical results to assess PGI's ability to accurately forecast. We compared the long-term growth rate to the historical growth of PGI, historical inflation and publicly available forecasted inflation. We evaluated PGI's forecasted cash flows over the remaining useful life of the assets, including the long-term growth rate, by comparing to actual historical results. In addition, we involved valuation professionals with specialized skills and knowledge, who assisted in:

- testing the recoverable amount for PGI using the investee's forecasted cash flows over the remaining useful life of the assets, including the long-term growth rate, and after-tax discount rate, and comparing the result to the investee's calculated recoverable amount
- evaluating the after-tax discount rate used in the valuation by comparing the inputs against publicly available market data for comparable entities and assessing the resulting after-tax discount rate
- evaluating the historical and forecasted cash flow multiples implied in the valuation by comparing them to publicly available historical and forecasted cash flow multiples for comparable entities.

KPMG LLP

Chartered Professional Accountants

We have served as the Company's auditor since 1997.

Calgary, Canada
February 22, 2024

REPORT OF INDEPENDENT REGISTERED PUBLIC ACCOUNTING FIRM

To the Shareholders and Board of Directors of Pembina Pipeline Corporation

Opinion on Internal Control Over Financial Reporting

We have audited Pembina Pipeline Corporation's (and subsidiaries') (the Company) internal control over financial reporting as of December 31, 2023, based on criteria established in *Internal Control - Integrated Framework (2013)* issued by the Committee of Sponsoring Organizations of the Treadway Commission. In our opinion, the Company has maintained, in all material respects, effective internal control over financial reporting as of December 31, 2023, based on criteria established in *Internal Control - Integrated Framework (2013)* issued by the Committee of Sponsoring Organizations of the Treadway Commission.

We also have audited, in accordance with the standards of the Public Company Accounting Oversight Board (United States) (PCAOB), the consolidated statements of financial position of the Company as of December 31, 2023 and 2022, the related consolidated statements of earnings and comprehensive income, changes in equity, and cash flows for the years then ended, and the related notes (collectively, the consolidated financial statements), and our report dated February 22, 2024 expressed an unqualified opinion on those consolidated financial statements.

Basis for Opinion

The Company's management is responsible for maintaining effective internal control over financial reporting and for its assessment of the effectiveness of internal control over financial reporting, included in the accompanying Management's Annual Report on Internal Control over Financial Reporting included in Management's Discussion and Analysis. Our responsibility is to express an opinion on the Company's internal control over financial reporting based on our audit. We are a public accounting firm registered with the PCAOB and are required to be independent with respect to the Company in accordance with the U.S. federal securities laws and the applicable rules and regulations of the Securities and Exchange Commission and the PCAOB.

We conducted our audit in accordance with the standards of the PCAOB. Those standards require that we plan and perform the audit to obtain reasonable assurance about whether effective internal control over financial reporting was maintained in all material respects. Our audit of internal control over financial reporting included obtaining an understanding of internal control over financial reporting, assessing the risk that a material weakness exists, and testing and evaluating the design and operating effectiveness of internal control based on the assessed risk. Our audit also included performing such other procedures as we considered necessary in the circumstances. We believe that our audit provides a reasonable basis for our opinion.

Definition and Limitations of Internal Control Over Financial Reporting

A company's internal control over financial reporting is a process designed to provide reasonable assurance regarding the reliability of financial reporting and the preparation of financial statements for external purposes in accordance with generally accepted accounting principles. A company's internal control over financial reporting includes those policies and procedures that (1) pertain to the maintenance of records that, in reasonable detail, accurately and fairly reflect the transactions and dispositions of the assets of the company; (2) provide reasonable assurance that transactions are recorded as necessary to permit preparation of financial statements in accordance with generally accepted accounting principles, and that receipts and expenditures of the company are being made only in accordance with authorizations of management and directors of the company; and (3) provide reasonable assurance regarding prevention or timely detection of unauthorized acquisition, use, or disposition of the company's assets that could have a material effect on the financial statements.

Because of its inherent limitations, internal control over financial reporting may not prevent or detect misstatements. Also, projections of any evaluation of effectiveness to future periods are subject to the risk that controls may become inadequate because of changes in conditions, or that the degree of compliance with the policies or procedures may deteriorate.

KPMG LLP

Chartered Professional Accountants

Calgary, Canada
February 22, 2024

CONSOLIDATED STATEMENTS OF FINANCIAL POSITION

As at December 31 (\$ millions)	2023	2022
Assets		
Current assets		
Cash and cash equivalents	137	94
Trade receivables and other (Note 5)	852	912
Subscription receipts (Note 15)	1,256	—
Inventory (Note 6)	333	269
Derivative financial instruments (Note 23)	55	87
	2,633	1,362
Non-current assets		
Property, plant and equipment (Note 7)	15,798	15,518
Intangible assets and goodwill (Note 8)	6,065	6,131
Investments in equity accounted investees (Note 9)	6,987	7,382
Right-of-use assets (Note 12)	523	518
Finance lease receivables (Note 12)	230	219
Deferred tax assets (Note 10)	285	261
Derivative financial instruments (Note 23)	25	42
Other assets	72	54
	29,985	30,125
Total assets	32,618	31,487
Liabilities and equity		
Current liabilities		
Trade payables and other (Note 11)	1,136	1,266
Loans and borrowings (Note 13)	650	600
Lease liabilities	77	79
Subscription receipts (Note 15)	1,281	—
Contract liabilities (Note 18)	33	56
Income tax payable (Note 10)	18	—
Derivative financial instruments (Note 23)	26	57
	3,221	2,058
Non-current liabilities		
Loans and borrowings (Note 13)	9,253	9,405
Subordinated hybrid notes (Note 13)	596	595
Lease liabilities	567	596
Decommissioning provision (Note 14)	336	259
Contract liabilities (Note 18)	126	138
Deferred tax liabilities (Note 10)	2,623	2,507
Other liabilities	83	140
	13,584	13,640
Total liabilities	16,805	15,698
Equity		
Attributable to shareholders	15,813	15,729
Attributable to non-controlling interest	—	60
Total equity	15,813	15,789
Total liabilities and equity	32,618	31,487

See accompanying notes to the audited consolidated financial statements

Approved on behalf of the Board of Directors:

"Maureen E. Howe"
Maureen E. Howe
 Director

"Henry W. Skyes"
Henry W. Skyes
 Director

CONSOLIDATED STATEMENTS OF EARNINGS AND COMPREHENSIVE INCOME

For the years ended December 31		
<i>(\$ millions, except per share amounts)</i>	2023	2022
Revenue <i>(Note 18)</i>	9,125	11,611
Cost of sales <i>(Note 4)</i>	6,580	8,877
Loss (gain) on commodity-related derivative financial instruments	21	(28)
Share of profit from equity accounted investees <i>(Note 9)</i>	316	361
Gross profit	2,840	3,123
General and administrative	422	399
Other (income) expense	(6)	129
Gain on Pembina Gas Infrastructure Transaction	—	(1,110)
Impairment reversal <i>(Note 7)</i>	(231)	—
Results from operating activities	2,655	3,705
Net finance costs <i>(Note 19)</i>	466	486
Earnings before income tax	2,189	3,219
Current tax expense <i>(Note 10)</i>	325	227
Deferred tax expense <i>(Note 10)</i>	88	21
Income tax expense <i>(Note 10)</i>	413	248
Earnings	1,776	2,971
Other comprehensive (loss) income, net of tax <i>(Note 22)</i>		
Exchange (loss) gain on translation of foreign operations	(106)	295
Impact of hedging activities	(3)	3
Re-measurement of defined benefit asset or liability <i>(Note 20)</i>	(11)	15
Other comprehensive (loss) income, net of tax	(120)	313
Total comprehensive income attributable to shareholders	1,656	3,284
Earnings attributable to common shareholders, net of preferred share dividends <i>(Note 17)</i>	1,648	2,842
Earnings per common share – basic <i>(dollars)</i> <i>(Note 17)</i>	3.00	5.14
Earnings per common share – diluted <i>(dollars)</i> <i>(Note 17)</i>	2.99	5.12
Weighted average number of common shares <i>(millions)</i>		
Basic	550	553
Diluted	551	554

See accompanying notes to the audited consolidated financial statements

CONSOLIDATED STATEMENTS OF CHANGES IN EQUITY

(\$ millions)	Attributable to Shareholders of the Company					Non-Controlling Interest	Total Equity
	Common Share Capital	Preferred Share Capital	Deficit	AOCI ⁽¹⁾	Total		
December 31, 2022	15,793	2,208	(2,613)	341	15,729	60	15,789
Total comprehensive income (loss)							
Earnings	—	—	1,776	—	1,776	—	1,776
Other comprehensive loss (Note 22)	—	—	—	(120)	(120)	—	(120)
Total comprehensive income (loss)	—	—	1,776	(120)	1,656	—	1,656
Transactions with shareholders of the Company (Note 16)							
Part VI.1 tax on preferred shares	—	(9)	—	—	(9)	—	(9)
Repurchase of common shares	(34)	—	(16)	—	(50)	—	(50)
Share-based payment transactions	6	—	—	—	6	—	6
Dividends declared – common	—	—	(1,459)	—	(1,459)	—	(1,459)
Dividends declared – preferred	—	—	(120)	—	(120)	—	(120)
Derecognition of non-controlling interest ⁽²⁾	—	—	60	—	60	(60)	—
Total transactions with shareholders of the Company	(28)	(9)	(1,535)	—	(1,572)	(60)	(1,632)
December 31, 2023	15,765	2,199	(2,372)	221	15,813	—	15,813
December 31, 2021	15,678	2,517	(3,920)	28	14,303	60	14,363
Total comprehensive income							
Earnings	—	—	2,971	—	2,971	—	2,971
Other comprehensive income	—	—	—	313	313	—	313
Total comprehensive income	—	—	2,971	313	3,284	—	3,284
Transactions with shareholders of the Company (Note 16)							
Part VI.1 tax on preferred shares	—	(9)	—	—	(9)	—	(9)
Repurchase of common shares	(204)	—	(129)	—	(333)	—	(333)
Preferred shares redemption	—	(300)	—	—	(300)	—	(300)
Share-based payment transactions	319	—	—	—	319	—	319
Dividends declared – common	—	—	(1,409)	—	(1,409)	—	(1,409)
Dividends declared – preferred	—	—	(126)	—	(126)	—	(126)
Total transactions with shareholders of the Company	115	(309)	(1,664)	—	(1,858)	—	(1,858)
December 31, 2022	15,793	2,208	(2,613)	341	15,729	60	15,789

⁽¹⁾ Accumulated Other Comprehensive Income ("AOCI").

⁽²⁾ In the fourth quarter of 2023, Williams Partners Operating, LLC provided notice to Pacific Gas Pipeline, LLC of its intent to withdraw from the Limited Partnership, effective December 31, 2023. As a result, the balance originally recognized in non-controlling interest was reclassified to owner's equity.

See accompanying notes to the audited consolidated financial statements

CONSOLIDATED STATEMENTS OF CASH FLOWS

For the years ended December 31 (\$ millions)	2023	2022
Cash provided by (used in)		
Operating activities		
Earnings	1,776	2,971
Adjustments for items not involving cash:		
Share of profit from equity accounted investees (Note 9)	(316)	(361)
Depreciation and amortization	663	683
Impairment reversal (Note 7)	(231)	—
Gain on Pembina Gas Infrastructure Transaction	—	(1,110)
Unrealized loss (gain) on commodity-related derivative financial instruments (Note 23)	32	(133)
Net finance costs (Note 19)	466	486
Share-based compensation expense (Note 21)	72	126
Income tax expense (Note 10)	413	248
(Gain) loss on asset disposal	(20)	9
Cash items paid or received:		
Distributions from equity accounted investees (Note 9)	819	673
Net interest paid (Note 19)	(447)	(447)
Share-based compensation payment	(77)	(45)
Taxes paid	(236)	(334)
Change in non-cash operating working capital	(210)	177
Net change in contract liabilities (Note 18)	(33)	—
Other	(36)	(14)
Cash flow from operating activities	2,635	2,929
Financing activities		
Net increase in bank borrowings (Note 13)	14	339
Proceeds from issuance of long-term debt, net of issue costs (Note 13)	490	—
Repayment of long-term debt	(600)	(1,000)
Repayment of lease liability	(76)	(85)
Exercise of stock options	1	310
Repurchase of common shares (Note 16)	(50)	(333)
Redemption of preferred shares (Note 16)	—	(300)
Common share dividends paid (Note 16)	(1,459)	(1,525)
Preferred share dividends paid (Note 16)	(120)	(126)
Cash flow used in financing activities	(1,800)	(2,720)
Investing activities		
Capital expenditures	(606)	(605)
Contributions to equity accounted investees (Note 9)	(265)	(95)
Net proceeds from disposition	—	609
Proceeds from sale of assets	17	31
Receipt of finance lease payments	13	13
Interest paid during construction (Note 19)	(15)	(21)
Long-term loan receivable on asset	(30)	—
Return of capital from equity accounted investees	61	—
Changes in non-cash investing working capital and other	36	(86)
Cash flow used in investing activities	(789)	(154)
Change in cash and cash equivalents	46	55
Effect of movement in exchange rates on cash held	(2)	9
Cash and cash equivalents, beginning of period	107	43
Cash and cash equivalents, end of period	151	107
Long-term restricted cash included in other assets (Note 14)	14	13
Short-term cash and cash equivalents, end of period	137	94

See accompanying notes to the audited consolidated financial statements

NOTES TO THE CONSOLIDATED FINANCIAL STATEMENTS

1. REPORTING ENTITY

Pembina Pipeline Corporation ("Pembina" or the "Company") is a Calgary-based, leading transportation and midstream service provider serving North America's energy industry. The audited consolidated financial statements ("Consolidated Financial Statements") include the accounts of Pembina, its subsidiary companies, partnerships and any investments in associates and joint arrangements as at and for the year ended December 31, 2023.

Pembina owns an integrated network of hydrocarbon liquids and natural gas pipelines, gas gathering and processing facilities, oil and natural gas liquids infrastructure and logistics services, and an export terminals business. Pembina's integrated assets and commercial operations along the majority of the hydrocarbon value chain allow it to offer a full spectrum of midstream and marketing services to the energy sector.

2. BASIS OF PREPARATION

The Consolidated Financial Statements are presented in Canadian dollars, Pembina's functional currency, with all values presented in millions, unless otherwise indicated.

The Consolidated Financial Statements have been prepared in accordance with International Financial Reporting Standards ("IFRS") as issued by the International Accounting Standards Board ("IASB"). The material accounting policies applied in preparation of the Consolidated Financial Statements are set out below in Note 3 and have been applied consistently to all periods presented.

The Consolidated Financial Statements were authorized for issue by Pembina's Board of Directors on February 22, 2024.

a. Basis of Measurement

The Consolidated Financial Statements have been prepared on a historical cost basis with some exceptions, as detailed in the accounting policies set out below.

b. Basis of Consolidation

These Consolidated Financial Statements include the results of the Company and its subsidiaries together with its interests in joint arrangements.

i) Subsidiaries

Subsidiaries are entities, including unincorporated entities such as partnerships, controlled by Pembina. The financial results of subsidiaries are included in the Consolidated Financial Statements from the date that control commences until the date when control ceases. Balances and transactions, including any revenue and expenses, with or between subsidiaries have been eliminated in preparing the Consolidated Financial Statements.

When there is a loss of control of a subsidiary, the Company derecognizes the assets and liabilities of the subsidiary and other components of equity. However, there is an accounting policy choice to recognize the entirety of any resulting gain or loss in earnings on loss of control or to recognize the gain or loss only to the extent of the unrelated investor's interest in the joint venture. Pembina has elected to recognize the full gain in its entirety. As a result, any interest retained in the former subsidiary is measured at fair value when control is lost.

Pembina's non-controlling interest, which related to the Company's Jordan Cove project, was initially recognized at fair value on the acquisition date. The non-controlling interest was derecognized in 2023 when the related equity interest had expired. The derecognition resulted in a re-classification from non-controlling interest to equity attributable to shareholders.

ii) Joint Arrangements

Joint arrangements represent arrangements where Pembina has joint control established by a contractual agreement. Joint arrangements give rise to either joint operations or joint ventures. The determination of joint control requires significant judgment about each party's substantive rights, exposure to variability of returns, and the power necessary for the party to affect its respective returns. Joint control exists when decisions about the relevant activities require the unanimous consent of the parties that control the arrangement collectively. Ownership percentage alone may not be a determinant of joint control.

Joint Operations

Pembina recognizes its direct right to the assets, liabilities, revenues and expenses of joint operations and its share of any jointly held or incurred assets, liabilities, revenues and expenses from the date that joint control commences until the date that joint control ceases.

Joint Ventures and the Equity Method

Joint ventures are accounted for using the equity method of accounting. The acquisition of interests in a joint venture that is a business are measured and recorded using the acquisition method. Other acquisitions of interests in a joint venture are measured and recorded at cost. Joint ventures are adjusted thereafter for any change in the Company's share of the investees' net assets.

Pembina's acquired interest in the joint venture, Pembina Gas Infrastructure Inc. ("PGI"), involved the use of the acquisition method, which required significant estimates to determine the fair values of the consideration exchanged, the newly acquired interest, and the respective assets and liabilities of the investee. Assumptions and estimates of future cash flows, contract renewal rates, and discount rates were made in applying the acquisition method.

Pembina's Consolidated Financial Statements include its share of the equity accounted investees' profit or loss and comprehensive income until the date that joint control ceases. When Pembina's share of losses exceeds its interest in an equity accounted investee, the carrying amount of that interest, including any long-term investments, is reduced to nil, and the recognition of further losses is discontinued except to the extent that Pembina has an obligation or has made payments on behalf of the investee. Distributions from and contributions to investments in equity accounted investees are recognized when received or paid.

Unrealized gains arising from transactions with joint ventures are eliminated against the investment to the extent of Pembina's interest in the investee. However, unrealized gains that arise in a circumstance where the Company has contributed a business to a joint venture are fully recognized. Losses are eliminated in the same way as unrealized gains, but only to the extent that there is no evidence of impairment.

iii) Foreign Currency

For each subsidiary and joint venture, Pembina determines the entity's respective functional currency. The assets and liabilities of these entities, whose functional currencies are other than Canadian dollars, are translated into Canadian dollars at the foreign exchange rate as at the reporting date, while revenues and expenses are translated using average monthly foreign exchange rates. Foreign exchange differences arising on translation of these entities are included in exchange gain (loss) on translation of foreign operations in other comprehensive income. Judgments are required concerning the entity's economic environment in which it operates and the nature of the cash flows that materialize, with consideration given to the currency that influences sales prices, financing activities, the country whose competitive forces and regulatory environment has the most influence, and the currency that most significantly impacts operating costs and economics.

c. Use of Estimates and Judgments

The preparation of the Consolidated Financial Statements in conformity with IFRS requires management to make judgments, estimates, and assumptions that are based on facts and circumstances as at the date of the Consolidated Financial Statements, which could affect the reported amounts of assets, liabilities, income and expenses. Actual results may differ from these estimates.

Judgments, estimates, and underlying assumptions are reviewed on an ongoing basis. Revisions to accounting estimates are recognized in the period in which the estimates are revised and in any future periods affected. Information about estimates and judgments made in applying accounting policies that have the most significant effects on the amounts recognized in the financial statements is included in the following notes:

Judgments

- Note 2(b)(ii): Assessment of joint control for joint arrangements;
- Note 3(f)(ii): The determination of cash generating units ("CGUs") in the assessment of non-financial asset impairments; and,
- Note 3(i): Identification of performance obligations in revenue arrangements.

Estimates

- Note 2(b)(ii): Fair value of an acquired interest in the PGI joint venture;
- Note 3(f)(ii): Recoverability of non-financial assets;
- Note 3(j): Provision for income taxes; and,
- Note 23: Fair value of Level 3 derivative instruments.

3. MATERIAL ACCOUNTING POLICIES

a. Inventories

Inventories are measured at the lower of cost and net realizable value and consist primarily of crude oil, natural gas liquids ("NGL") and spare parts that are expected to be used within one year of the financial reporting date. The cost of inventories is determined using the weighted average costing method and includes direct purchase costs and when applicable, costs of production, extraction, fractionation, and transportation. All changes in the measurement of inventories are reflected in earnings.

b. Financial Instruments

Financial assets and liabilities are offset and the net amount presented in the consolidated statement of financial position when, and only when, Pembina has a legal right to offset the amounts and intends either to settle on a net basis or to realize the asset and settle the liability simultaneously.

i) Non-Derivative Financial Assets

Pembina initially recognizes trade receivables, loan receivables, advances to related parties and cash deposits on the date that they are originated. All other financial assets are recognized on the trade date at which Pembina becomes a party to the contractual provisions of the instrument.

Pembina derecognizes a financial asset when the contractual rights to the cash flows from the asset expire, or it transfers the rights to receive the contractual cash flows and the related risks and rewards of ownership in a transaction with a third party. Any remaining interest of a transferred financial asset is recognized as a separate asset or liability. On derecognition, the difference between the carrying amount and the consideration received is recognized in earnings.

Pembina classifies non-derivative financial assets into the following categories:

Financial Assets at Amortized Cost

A financial asset is classified in this category if the asset is held within a business model whose objective is to collect contractual cash flows on specified dates that are solely payments of principal and interest. At initial recognition, financial assets at amortized cost are recognized at fair value plus directly attributable transaction costs. After initial recognition, these financial assets are recorded at amortized cost using the effective interest method less any expected credit losses and impairment loss allowances. Pembina's non-derivative financial assets measured at amortized cost include cash and cash equivalents, trade receivables and other, and other assets.

Financial Assets at Fair Value Through Other Comprehensive Income

A financial asset is classified in this category if the asset is held within a business model whose objective is met by both collecting contractual cash flows and selling financial assets.

ii) Non-Derivative Financial Liabilities

Pembina's non-derivative financial liabilities are comprised of trade payables and other, dividends payable, loans and borrowings, and other liabilities.

Pembina initially recognizes non-derivative financial liabilities at fair value less any directly attributable transaction costs, on the trade date at which Pembina becomes a party to the contractual provisions of the instrument. After initial recognition these financial liabilities are measured at amortized cost using the effective interest method.

Pembina derecognizes a financial liability when its contractual obligations are discharged, cancelled or expire. On derecognition, the difference between the carrying value of the liability and the consideration paid, including any non-cash assets transferred or liabilities assumed, is recognized in earnings.

Pembina records a modification or exchange of an existing liability as a derecognition of the original financial liability if the terms are substantially different, assessing both qualitative and quantitative factors.

If the expected cashflows of an existing non-derivative liability are modified but the modification is not treated as a derecognition, Pembina adjusts the gross carrying amount of the liability to the present value of the estimated contractual cash flows using the instrument's original effective interest rate, with the difference recorded in earnings. However, if contractual cashflows include variable market interest payments, such as Pembina's revolving credit facilities, the effective interest rate on the instrument is revised at the same time as the revision to the estimated cashflows resulting in no change to the carrying value of the financial liability.

iii) Common Share Capital

Common shares and share options arising from share-based payment transactions are classified as equity. When the company repurchases its own common shares, share capital is reduced by the average carrying value of the shares repurchased. The excess of the purchase price over the average carrying value is recognized as an increase in deficit. Shares are cancelled upon repurchase.

iv) Preferred Share Capital

Preferred shares are classified as equity because they bear discretionary dividends and do not contain any obligations to deliver cash or other financial assets.

v) Derivative and Hedge Accounting

Physical and financial contracts with third parties, which meet the definition of a derivative instrument, are recorded at fair value, unless the Company has (a) elected to apply the "own use" (or "normal purchase normal sale") scope exemption, or (b) the derivative instrument has formally been designated as a hedging instrument.

To assess whether the own-use scope exemption is appropriate, Pembina uses judgment to evaluate whether (a) the transaction is reasonable in relation to the business needs; and (b) the business has the intent to deliver or take delivery of the underlying item or commodity. Application of the own use scope exemption is reviewed each reporting period to assess whether the qualifying factors continue to be met. Pembina accounts for all contracts that give rise to derivative instruments that are settled by physical delivery of the underlying commodity as revenue from contracts with customers.

Derivative instruments that arise from financial contracts do not qualify for the own use scope exemption as such transactions do not result in physical settlement or delivery of the underlying item or commodity. Rather, these arrangements form part of Pembina's risk management strategy, whereby derivative instruments are used to assist in managing exposure to commodity prices, interest rates, and foreign exchange rates.

Derivative instruments executed for such risk management purposes may be designated as hedging instruments. At the inception and formal designation of the hedge relationship, Pembina documents the following: The relationship between the hedging instrument and hedged item; the related risk management strategy and objectives; the nature of the risk being hedged; and, how the Company will assess whether the hedging relationship meets the hedge effectiveness requirements on an ongoing basis. Hedge accounting is discontinued prospectively when the hedging relationship no longer qualifies for hedge accounting, or the hedging instrument is sold or terminated.

All derivative instruments that have been formally designated as hedging instruments are accounted for and classified as either: (a) cash flow hedges; or (b) net investment hedges. For both classifications, the effective portion of gains or losses is recognized and accumulated in 'other comprehensive income' ("OCI"), while any ineffective portion is recognized immediately in earnings. For Pembina's current cash flow hedges, the amount accumulated in OCI is reclassified into earnings when the hedged forecasted transaction occurs. For net investment hedges, the amount accumulated in OCI is reclassified to earnings on disposal of the foreign operation.

Embedded derivatives in other financial instruments or contracts (host instruments) are recorded separately if the following criteria are met: (a) The economic characteristics and risks are not closely related to the host; (b) a separate instrument with the same terms as the embedded derivative would meet the definition of a derivative; and, (c) the host instrument is not measured at fair value through profit or loss. The embedded derivative can be formally designated as a hedging instrument or recorded at fair value, with changes in fair value recorded in earnings.

c. Property, Plant and Equipment

Items of property, plant and equipment are measured initially at cost, or at fair value if acquired as part of a business combination or has been transferred from a customer. Such a fair value is determined using either (a) comparable and observable market values when available, (b) an income approach, or (c) the depreciated replacement cost valuation method.

Depreciation is measured on a straight line or declining balance basis over the useful life of the asset, commencing when an asset is placed into service, and is included in cost of sales and general and administrative expense. Estimated useful lives are based on management's assumptions, such as, an asset's economic life and physical life, which can include the relevant commodity reserves in a particular production area that the asset serves. Assets are also assessed to determine whether they may have significant components with different useful lives. Estimated useful lives and depreciation methods are reviewed annually and are subject to revision based on new or additional information. Pembina has assessed the residual values of depreciable assets to be insignificant.

d. Intangible Assets and Goodwill

Intangible assets that are acquired individually are initially measured at cost or measured at fair value if acquired as part of a business combination.

Intangible assets other than goodwill are amortized straight-line over their estimated remaining useful life, based on their remaining carrying value. Amortization expense is included in cost of sales and general and administrative expense.

Amortization methods, useful lives and residual values are reviewed annually and adjusted if appropriate. Goodwill is not amortized.

Other intangible assets include purchase and sales contracts, customer relationships and certain software costs.

e. Leases

A specific asset is the subject of a lease if a contract conveys the right to control the use of that identified asset for a period of time in exchange for consideration. This determination is made at inception of a contract, on the acquisition date if acquired as part of a business combination, or when the terms and conditions of the contract are amended.

At inception or on reassessment of a contract that contains a lease component, Pembina allocates contract consideration to the lease and non-lease components based on the components' relative stand-alone prices. The consideration allocated to the lease components is recognized in accordance with the policies for lessee and lessor leases, as described below. The consideration allocated to non-lease components is recognized in accordance with its nature.

i) Lessee

The lease liability is initially measured at the present value of the lease payments, discounted using the rate Pembina would be required to pay to borrow over a similar term with a similar security to obtain an asset of a similar value to the right-of-use asset, or using the interest rate implicit in the lease if readily determinable. Lease payments used in the calculation of the lease liability exclude variable payments unless those payments are in-substance fixed. Lease payments in an optional renewal period are included in the lease liability if Pembina is reasonably certain to exercise such an option. Management applies its best estimate with respect to the likelihood of exercising renewal, extension and termination options in determining the lease term. The lease liability is subsequently increased by interest expense and decreased by lease payments made.

The lease liability is remeasured when there is a change in future lease payments arising from a previously-variable payment becoming in-substance fixed, or a change in the assessment of whether a purchase option, extension option or termination option is reasonably certain to be exercised. A corresponding adjustment is made to the right-of-use asset when a liability is remeasured, or the adjustment is recorded in earnings if the right-of-use asset has been reduced to zero.

Right-of-use assets are initially recognized at cost then subsequently depreciated over the lease term on a straight-line basis and adjusted for any lease liability remeasurements. The right-of-use assets are included in the respective CGUs for the purposes of impairment testing.

Pembina has elected to apply the recognition exemptions for short-term and low value leases. Pembina recognizes lease payments associated with these leases as an expense on a straight-line basis over the lease term.

ii) Lessor

Lessor leases are classified as either operating leases or finance leases according to the substance of the contract at contract inception. Leases transferring substantially all of the risks incidental to asset ownership are classified as finance leases, while all other leases are classified as operating leases. Subleases are classified as either operating or finance leases in reference to the right-of-use asset arising from the head lease.

Finance lease receivables acquired in a business combination are initially recognized at an amount equal to the fair value of the underlying leased assets. Finance lease receivables outside of a business combination are initially measured at the net present value of the future lease payments and the unguaranteed residual values of the underlying assets, discounted using the interest rate implicit in the lease.

Finance lease income is subsequently recognized using the interest rate implicit in the lease. Operational finance lease income generated from physical assets in the normal course of operations is recorded as a component of revenue.

Lease payments received for finance leases include both the finance income and a principal repayment of the finance lease receivable. Payments related to the principal repayment are not recognized in earnings and are classified as investing cashflows in the Consolidated Statements of Cash Flows.

Lease payments from operating leases are recognized in revenue on either a straight-line basis or a systematic basis representative of the pattern of economic benefit transfer and are fully recognized in earnings and operating cash flows in the Consolidated Statements of Cash Flows.

f. Impairment

i) Non-Derivative Financial Assets

Impairment of financial assets carried at amortized cost is assessed using the lifetime expected credit loss of the financial asset at initial recognition and throughout the life of the financial asset. However, if credit risk has not increased significantly since initial recognition, impairment is assessed at the 12-month expected credit loss of the financial asset at the reporting date.

Impairment losses are recognized in earnings and reflected as a reduction in the related financial asset.

ii) Non-Financial Assets

Non-financial assets, other than inventory, assets arising from employee benefits, and deferred tax assets, are assessed at each reporting date to determine whether there is any indication of impairment. If any such indication exists, the asset's recoverable amount is estimated.

Goodwill is assessed at each reporting date to determine whether there is any indication of impairment. In addition, goodwill is tested for impairment annually, or more frequently, if an impairment indicator exists.

For the purpose of impairment testing, assets that cannot be tested individually are grouped together into CGUs. CGUs are the smallest group of assets that generate cash inflows from the continued use of the related assets, and are largely independent from other assets. CGUs may incorporate integrated assets from multiple operating segments, which reflects the lowest level at which goodwill is monitored for management purposes. Goodwill acquired in a business combination is allocated to CGUs or groups of CGUs that are expected to benefit from the synergies of the combination. In determining CGUs, significant management judgment is required to assess what constitutes independent cash flows. When an impairment test is performed, the carrying value of a CGU or group of CGUs is compared to its recoverable amount. As such, the asset composition of a CGU or group of CGUs directly impacts both the carrying value and recoverability of the assets included therein.

An impairment loss is recognized if the carrying amount of an asset, CGU or group of CGUs exceeds its estimated recoverable amount. The estimated recoverable amount is determined as the higher of value in use and fair value less costs of disposal, by using either the income (cash flow) approach or comparable market transactions, if available. When using the income approach, management is required to make significant estimates and assumptions concerning future cash flows, which are impacted by energy transition considerations, access to global markets, and business contracting assumptions. In addition, when determining the appropriate discount rate, management is required to make assumptions concerning the current industry and economic environment, as well as asset and cash-flow specific risk premiums.

These estimates and assumptions are susceptible to change and may differ from actual future developments. This estimation uncertainty could impact quantified recoverable amounts; and therefore, any related impairment charges, which may be material.

Impairment losses are recognized in earnings. Impairment losses recognized in respect of a CGU (group of CGUs) are allocated first to reduce the carrying amount of any goodwill allocated to the CGU (group of CGUs), and then to reduce the carrying amounts of the other assets in the CGU (group of CGUs) on a pro rata basis.

For non-financial assets, excluding goodwill, impairment losses recognized in prior periods are assessed at each reporting date for any indications that the loss has decreased or no longer exists. An impairment loss is reversed if there has been a change in the estimates used to determine the recoverable amount. An impairment loss is reversed only to the extent that the asset's carrying amount does not exceed the carrying amount that would have been determined, net of depreciation or amortization, if no impairment loss had been recognized. An impairment reversal is recognized in earnings under impairment (reversal) expense. An impairment loss in respect of goodwill is not reversed.

Goodwill that forms part of the carrying amount of an investment in an equity accounted investee is not recognized separately; and therefore, is not tested for impairment separately. Rather, the investment, including its respective goodwill, is tested for impairment as a single asset when there is objective evidence it may be impaired as a result of one or more events having occurred that could negatively impact the estimated future cash flows from the investment. If the investment does not generate cash flows that are largely independent of those from other Pembina assets, its carrying value is added to a CGU to which the investment relates.

g. Employee Benefits

i) Defined Benefit Pension Plans

Pembina's net obligation in respect of defined benefit pension plans is calculated separately for each plan by estimating the amount of future benefit that employees have earned in return for their service in the current and prior periods, discounted to determine its present value, less the fair value of any plan assets. The discount rate used to determine the present value is established by referencing market yields on high-quality corporate bonds on the measurement date with cash flows that match the timing and amount of expected benefits.

The calculation of the defined benefit obligation is performed each reporting period; however, the calculation of the actuarial funding valuation is performed, at a minimum, every three years by a qualified actuary using the actuarial cost method. The actuarial valuation is prepared using management's best estimates with respect to longevity, discount and inflation rates, compensation increases, market returns on plan assets, retirement and termination rates. When the calculation results in a benefit to Pembina, the recognized asset is limited to the present value of economic benefits available in the form of future expenses payable from the plan, any future refunds from the plan or reductions in future contributions to the plan.

Pembina recognizes all actuarial gains and losses arising from defined benefit plans in other comprehensive income and expenses related to defined benefit plans in earnings.

ii) Share-Based Payment Transactions

For equity settled share-based payment plans ("options"), the fair value of the share-based payment at grant date is recognized as an expense, with a corresponding increase in equity, over the period that the employees unconditionally become entitled to the awards. The amount recognized as an expense is adjusted to reflect the number of awards for which the related service and non-market vesting conditions are expected to be met, such that the amount ultimately recognized as an expense is based on the number of awards that meet the related service conditions at the vesting date.

The fair value of options are measured using the Black-Scholes formula on grant date. Measurement inputs include share price on measurement date, exercise price of the option, expected volatility (based on weighted average historic volatility adjusted for changes expected due to publicly available information), weighted average expected life of the option (based on historical experience and general option holder behavior), expected dividends, expected forfeitures and the risk-free interest rate (based on government bonds). Service and performance conditions attached to the transactions are not taken into account in determining fair value. The fair value of the long-term share unit award incentive plan and associated distribution units are measured based on the volume-weighted average price of Pembina's shares for the 20 days ending of the relevant financial year.

For cash settled share-based payment plans, the fair value of the amount payable to employees is recognized as an expense with a corresponding increase in liabilities, over the period that the employees unconditionally become entitled to payment. The liability is remeasured at each reporting date and at settlement date. The fair value is determined by using a model that takes into account the extent to which the employees have rendered services or performance conditions to date, share price volatility assumptions, and other market conditions which may impact the number of awards expected to be earned and vest. Any changes in the fair value of the liability are recognized as an expense in earnings.

h. Provisions

A provision is recognized if, as a result of a past event, Pembina has a present legal or constructive obligation that can be estimated reliably, and it is probable that an outflow of economic resources will be required to settle the obligation. With regards to these potential obligations, Pembina considers environmental laws, regulations and interpretations by regulatory authorities in determining expected cash flows.

Provisions are measured at each reporting date based on the best estimate of the settlement amount. Where the effect of the time value of money is material, provisions are discounted at a pre-tax rate that reflects current market assessments of the time value of money and the risks specific to the liability. The unwinding of the discount rate is recognized as accretion in finance costs.

i) Decommissioning Provision

Pembina's activities give rise to certain dismantling, decommissioning, environmental reclamation, and remediation obligations at the end of an asset's economic life. Decommissioning costs are recognized as part of the cost of the relevant asset. The unwinding of the discount is expensed as incurred and recognized in net finance costs. To measure the decommissioning provision, estimated future expected cash flows, including assumptions concerning inflation and anticipated changes in environmental laws and regulations, are discounted using a credit-adjusted risk-free rate. Changes in the estimated future expected cash flows used in measuring the decommissioning provision are added to or deducted from the cost of the respective asset to which the decommissioning provision relates.

i. Revenue

Pembina recognizes revenue equal to the consideration the Company expects to be entitled to for satisfying a performance obligation to transfer control over a good or service to a customer. Certain contracts may arise that require Pembina to apply significant judgment when identifying the contract's performance obligations. In addition, management may be required to apply judgment when determining whether each promised good or service constitutes a distinct and separable performance obligation.

Performance obligations in Pembina's contracts with customers include:

- promises to perform transportation, gas processing, fractionation, terminalling, and storage services over a specified contractual term and/or for a specified volume of commodities; and
- promises to sell a specified volume of commodities.

Contracts may result in Pembina taking control of a product prior to or subsequent to delivering the promised good or service. In contrast, contracts may also result in Pembina never taking control of the related product. Control assessments give consideration to which party has the contractual and practical rights to direct the use of and obtain substantially all of the future economic benefits of the product.

If Pembina obtains control of a product only after providing a related service, Pembina is acting as a principal; and therefore, recognizes gross service revenue. However, if Pembina obtains control of the product before a related service, Pembina is concluded to not be providing a service to the counterparty; and therefore, the associated service fees are treated as a reduction in the product purchase cost. If Pembina never obtains control of a product relating to a promised service, Pembina is concluded to be acting as an agent; and therefore, the related purchase costs are presented net against the associated revenues.

For contracts where control of commodities transfers to Pembina before services are performed, Pembina generally has no performance obligation for the services, and accordingly, the arrangement is not considered revenue-generating. Correspondingly, all contractually stated fees that are deducted from the payments to counterparties or other suppliers for commodities purchased are reflected as a reduction in the cost of such commodity purchases.

Pembina disaggregates its revenue streams into three categories based on the nature of the revenue generating activity and the certainty of the associated cashflows to be received from the customer. Information about the nature of the services provided, consideration received, and timing of the satisfaction of performance obligations for each category is discussed below.

i) Take-or-Pay

Pembina provides transportation, gas processing, fractionation, terminalling, and storage services under take-or-pay contracts. In a take-or-pay contract, Pembina is entitled to a minimum fee for the firm service promised to a customer over the contract period, regardless of actual volumes transported, processed, terminalled, or stored. This minimum fee is either a set fee for an annual minimum volume or an annual minimum revenue requirement. In addition, the minimum fee may include variable consideration for operating or capital costs incurred by Pembina that are recovered from the customer. Estimating the variable consideration to be recognized involves judgment, particularly in assessing the risk of a significant revenue reversal that could occur. For contracts where management has identified multiple performance obligations, management estimates the stand-alone selling price of each performance obligation taking into consideration the location and volume of goods and services being provided, the market environment, and customer specific considerations.

Pembina satisfies its performance obligations and recognizes revenue for services under take-or-pay commitments when volumes are transported, processed, terminalled, stored, or capacity utilized. Make-up rights may arise when a customer does not fulfill their minimum volume commitment in a certain period but is allowed to use the delivery of past or future volumes to meet this commitment. These make-up rights are subject to expiry and have varying conditions associated with them. When contract terms allow a customer to exercise their make-up rights using firm volume commitments, revenue is not recognized until these make-up rights are used, expire, or management determines that breakage has occurred. If Pembina bills a customer for unused service in an earlier period and the customer utilizes available make-up rights, Pembina records a refund liability for the amount to be returned to the customer through an annual adjustment process. For contracts where no make-up rights exist, revenue is recognized to take-or-pay levels once Pembina has an enforceable right to payment for the take-or-pay volumes. Make-up rights generally expire within a contract year and substantially all of the related contract years follow the calendar year.

As a result of deferring revenue related to customer underutilization until the earlier of when the customer uses the volumes or the customers' make-up rights expire, a portion of cashflows received from the customer in early quarters of the year are deferred and not recognized in revenue until later quarters, although there is no impact on cash flows received from the customers.

When up-front payments or non-cash consideration is received in exchange for future services to be performed, revenue is deferred as a contract liability and recognized over the period the performance obligation is expected to be satisfied. Non-cash consideration is measured at the fair value when received.

ii) Fee-for-Service

Fee-for-service revenue includes firm contracted revenue that is not subject to take-or-pay commitments and interruptible service. Pembina satisfies its performance obligations for transportation, gas processing, fractionation, terminalling, and storage as volumes of product are transported, processed, fractionated, terminalled, or stored. Revenue is based on a contracted fee and consideration is variable with respect to volumes. Payment is generally due in the month following Pembina's provision of service and revenue is recognized as its performance obligation is satisfied.

iii) Product Sales

Pembina's performance obligation in a product sale is to transfer control of a distinct product or products to the customer. Pembina satisfies its performance obligation on product sales and recognizes the associated revenue when the customer obtains control of the product, which may differ from when legal title or physical custody transfers. The determination of control requires judgments in determining who has the rights to direct the use of and obtain substantially all of the remaining economic benefits from the specified product. Such judgments give consideration to the specific nature and purpose of the product in relation to Pembina's operations and business model, the location and point of sale, and what purpose the product serves for the customer.

j. Income Tax

Income tax expense comprises current and deferred tax. Current and deferred taxes are recognized in earnings except to the extent that they relate to a business combination, or items that are recognized directly in equity or in other comprehensive income.

Deferred tax is recognized in respect of temporary differences between the carrying amounts of assets and liabilities for financial reporting purposes and the amounts used for taxation purposes. Deferred tax is not recognized for:

- Temporary differences relating to investments in subsidiaries and joint arrangements to the extent that it is probable that they will not reverse in the foreseeable future; and,
- Taxable temporary differences arising on the initial recognition of goodwill.

The measurement of deferred tax reflects the tax consequences that would follow the manner in which Pembina expects, at the end of the reporting period, to recover or settle the carrying amount of its assets and liabilities.

Deferred tax is measured at the tax rates that are expected to be applied to temporary differences when they reverse, based on the laws that have been enacted or substantively enacted by the reporting date.

Deferred tax assets and liabilities are offset only if there is a legally enforceable right to offset, and they relate to income taxes levied by the same taxation authority on either: i) the same taxable entity; or ii) different taxable entities where the intent is to settle current tax liabilities and assets on a net basis, or where tax liabilities and assets will be realized simultaneously in each future period.

The calculation of the deferred tax asset or liability is based on assumptions about the timing of many taxable events and the enacted or substantively enacted rates anticipated to be applicable to income in the years in which temporary differences are expected to be realized or reversed. Deferred income tax assets are recognized to the extent that it is probable that the deductible temporary differences will be recoverable in future periods and estimates and judgment are used in assessing the recognition. Deferred tax assets are reviewed at each reporting date and are reduced to the extent that it is no longer probable that the related tax benefit will be realized. Estimates including, but not limited to, the timing of reversal and future taxability may differ on actual realization and may result in an income tax charge or credit in future periods.

In determining the amount of current and deferred tax, Pembina considers income tax exposures and whether additional taxes and interest may be due. This assessment relies on estimates and assumptions and may involve a series of judgments about future events. New information may become available that causes Pembina to change its judgment regarding the adequacy of existing tax liabilities, such changes to tax liabilities will impact tax expense in the period that such a determination is made.

As provided in the amendments to IAS 12, Pembina applies the mandatory exception to recognize and disclose information about deferred tax assets and liabilities related to Pillar Two income taxes. The mandatory exception has been applied retrospectively with no material impact to Pembina's Consolidated Financial Statements.

k. Segment Reporting

An operating segment is a component of Pembina that engages in business activities from which it may earn revenues and incur expenses, including revenues and expenses that relate to transactions with any of the Company's other components. All operating segments' operating results are reviewed regularly by Pembina's President and Chief Executive Officer ("CEO"), Senior Vice President and Chief Financial Officer ("CFO") and other Senior Vice Presidents ("SVPs") to make decisions about resources to be allocated to the segment and assess its performance, and for which discrete financial information is available.

Segment results that are reported to the CEO, CFO and other SVPs include items directly attributable to a segment as well as those that can be allocated on a reasonable basis.

I. New Standards and Interpretations Adopted in the Current Year

i) Insurance Contracts

The Company adopted IFRS 17 *Insurance Contracts* effective January 1, 2023. IFRS 17 establishes principles for the recognition, measurement, presentation, and disclosure of insurance contracts. IFRS 17 has been applied using a full retrospective approach and as result, the Company has restated certain comparative amounts.

Pembina's insurance contracts are comprised of a parental guarantee and letters of credit that it provides to the Company's joint venture, Cedar LNG. Under the contracts, Pembina will reimburse Cedar LNG's counterparties in the event that Cedar LNG is unable to pay its obligations when due. Pembina does not receive premiums from the counterparties for providing the insurance contract, and as a result the contracts are considered onerous.

On initial recognition or when the contract is modified, Pembina recognizes the cost of providing the contract on behalf of the joint venture as an in-substance contribution to the joint venture. All other changes to the insurance liability are recognized in earnings. Pembina applies judgments to determine the future probability and expected cashflows related to its insurance contracts. These judgments include assessing different scenarios for the likelihood that the Cedar LNG project will reach a positive final investment decision ("FID") and assessing the potential cash outflows that Pembina would be required to make under the different scenarios. A risk adjustment is then applied to the probability weighted cash outflows for the non-financial risks inherent in the scenarios, and a credit-adjusted discount rate is used to incorporate the financial risks of non-performance. Following a positive FID, Cedar may replace the Pembina guarantees and letters of credit with Cedar's own security. In this situation, Pembina's insurance contract obligations would be extinguished and a corresponding recovery recognized in net finance costs.

As a result of the initial adoption, Pembina's Consolidated Statement of Financial Position as at December 31, 2022, was restated to include an additional \$12 million in investments in equity accounted investees and trade payables and other. As at December 31, 2023, trade payables and other related to insurance contracts was \$17 million.

ii) Amendments to IAS 1 – Disclosure of Accounting Policies

The Company adopted Amendments to IAS 1 *Disclosure of Accounting Policies* effective January 1, 2023. The amendments replace the requirement to disclose 'significant' accounting policies with a requirement to disclose 'material' accounting policies and establish guidance on how to apply the concept of materiality in determining material accounting policy disclosures. The amendments have been reflected by emphasizing the most relevant aspects of Pembina's accounting policies above.

m. New Standards and Interpretations Not Yet Adopted

Pembina continually monitors for new accounting standards and amendments to existing accounting standards issued by the IASB. To date, such developments are concluded to either not be applicable or concluded to not have a future material impact on Pembina's financial reporting.

4. OPERATING SEGMENTS

Pembina determines its reportable segments based on the nature of operations and includes three operating segments: Pipelines, Facilities and Marketing & New Ventures.

The Pipelines segment includes conventional, oil sands and transmission pipeline systems, crude oil storage and terminalling business and related infrastructure serving various markets and basins across North America.

The Facilities segment includes processing and fractionation facilities and related infrastructure, and a liquefied propane export facility on Canada's West Coast, which provide Pembina's customers with natural gas and NGL services that are highly integrated with Pembina's other businesses. In addition, the Facilities segment includes a bulk marine terminal in the Port of Vancouver, Canada.

The Marketing & New Ventures segment undertakes value-added commodity marketing activities including buying and selling products and optimizing storage opportunities, by contracting capacity on Pembina's and various third-party pipelines and utilizing Pembina's rail fleet and rail logistics capabilities. Marketing activities also include identifying commercial opportunities to further develop other Pembina assets. Pembina's Marketing business also includes results from Aux Sable's NGL extraction facility near Chicago, Illinois and other natural gas and NGL processing facilities, logistics and distribution assets in the United States and Canada.

The financial results of the operating segments are included below. Performance is measured based on results from operating activities, net of depreciation and amortization, as included in the internal management reports that are reviewed by Pembina's CEO, CFO and other SVPs. These results are used to measure performance as management believes that such information is the most relevant in evaluating results of certain segments relative to other entities that operate within these industries. Inter-segment transactions are recorded at market value and eliminated under corporate and inter-segment eliminations.

For the year ended December 31, 2023 (\$ millions)	Pipelines⁽¹⁾	Facilities	Marketing & New Ventures⁽²⁾	Corporate & Inter-segment Eliminations	Total
Revenue from external customers ⁽³⁾	2,542	449	6,087	47	9,125
Inter-segment revenue	165	460	—	(625)	—
Total revenue⁽⁴⁾	2,707	909	6,087	(578)	9,125
Operating expenses ⁽⁵⁾	695	360	7	(237)	825
Cost of goods sold, including product purchases	17	—	5,509	(395)	5,131
Depreciation and amortization included in operations	414	159	46	5	624
Cost of sales	1,126	519	5,562	(627)	6,580
Realized gain on commodity-related derivative financial instruments	—	—	(11)	—	(11)
Unrealized loss on commodity-related derivative financial instruments	—	—	32	—	32
Share of profit (loss) from equity accounted investees	109	233	(26)	—	316
Gross profit	1,690	623	478	49	2,840
Depreciation included in general and administrative	—	—	—	39	39
Other general and administrative ⁽⁵⁾	42	23	43	275	383
Other expense (income)	11	(19)	(4)	6	(6)
Impairment reversal	(231)	—	—	—	(231)
Reportable segment results from operating activities	1,868	619	439	(271)	2,655
Net finance costs	28	9	4	425	466
Reportable segment earnings (loss) before tax	1,840	610	435	(696)	2,189
Capital expenditures	448	102	10	46	606
Contributions to equity accounted investees	20	33	218	—	271

For the year ended December 31, 2022 (\$ millions)	Pipelines ⁽¹⁾	Facilities	Marketing & New Ventures ⁽²⁾	Corporate & Inter-segment Eliminations	Total
Revenue from external customers ⁽³⁾	2,342	798	8,471	—	11,611
Inter-segment revenue	166	470	—	(636)	—
Total revenue⁽⁴⁾	2,508	1,268	8,471	(636)	11,611
Operating expenses ⁽⁵⁾	677	511	—	(319)	869
Cost of goods sold, including product purchases	—	6	7,682	(324)	7,364
Depreciation and amortization included in operations	396	196	44	8	644
Cost of sales	1,073	713	7,726	(635)	8,877
Realized (gain) loss on commodity-related derivative financial instruments	—	(20)	125	—	105
Unrealized gain on commodity-related derivative financial instruments	—	(50)	(83)	—	(133)
Share of profit from equity accounted investees	171	108	82	—	361
Gross profit (loss)	1,606	733	785	(1)	3,123
Depreciation included in general and administrative	—	—	—	39	39
Other general and administrative ⁽⁵⁾	57	15	42	246	360
Other expense	106	11	8	4	129
Gain on Pembina Gas Infrastructure Transaction	—	(1,110)	—	—	(1,110)
Reportable segment results from operating activities	1,443	1,817	735	(290)	3,705
Net finance costs	28	13	27	418	486
Reportable segment earnings (loss) before tax	1,415	1,804	708	(708)	3,219
Capital expenditures	342	153	59	51	605
Contributions to equity accounted investees	4	62	29	—	95

⁽¹⁾ Pipelines transportation revenue includes \$302 million (2022: \$247 million) associated with U.S. pipeline revenue.

⁽²⁾ Marketing & New Ventures includes revenue of \$277 million (2022: \$407 million) associated with U.S. midstream sales.

⁽³⁾ Includes \$63 million of fixed fee income (2022: nil) related to shared service agreements with joint ventures following the PGI Transaction. \$24 million was netted against general and administrative in 2022.

⁽⁴⁾ During 2023 and 2022, no one customer accounted for 10 percent or more of total revenues reported throughout all segments.

⁽⁵⁾ Pembina incurred \$486 million (2022: \$479 million) of employee costs, of which \$243 million (2022: \$261 million) was recorded in operating expenses and \$243 million (2022: \$218 million) in general and administrative expenses. Employee costs include salaries, benefits and share-based compensation.

Geographical Information

Non-Current Assets

For the years ended December 31 (\$ millions)	2023	2022
Canada	25,954	25,914
United States	3,721	3,900
Total non-current assets⁽¹⁾	29,675	29,814

⁽¹⁾ Excludes deferred income tax assets, derivative financial instruments, and post-employment benefit assets.

5. TRADE RECEIVABLES AND OTHER

As at December 31 (\$ millions)	2023	2022
Trade and accrued receivables from customers	698	696
Other receivables	64	51
Income tax receivable	—	73
Prepayments	28	32
Prepaid share issuance costs (Note 15)	26	—
Advances to related parties	—	18
Related party receivables	36	42
Total trade receivables and other	852	912

6. INVENTORY

As at December 31 (\$ millions)	2023	2022
Crude oil and NGL	249	184
Materials, supplies and other	84	85
Total inventory	333	269

7. PROPERTY, PLANT AND EQUIPMENT

(\$ millions)	Land and Land Rights	Pipelines	Facilities and Equipment	Cavern Storage and Other ⁽¹⁾	Assets Under Construction ⁽²⁾	Total
Cost						
Balance at December 31, 2021	456	9,279	9,384	2,084	915	22,118
Additions and transfers	22	703	264	83	(499)	573
Disposition	(1)	(475)	(2,440)	(104)	(20)	(3,040)
Change in decommissioning provision	—	(17)	(84)	(18)	—	(119)
Foreign exchange	6	61	26	—	—	93
Other	(2)	(56)	(201)	(31)	(29)	(319)
Balance at December 31, 2022	481	9,495	6,949	2,014	367	19,306
Additions and transfers	—	150	112	81	230	573
Change in decommissioning provision	—	4	29	8	—	41
Dispositions and other	—	(15)	(33)	(76)	(9)	(133)
Foreign exchange	(1)	(21)	(9)	—	—	(31)
Balance at December 31, 2023	480	9,613	7,048	2,027	588	19,756
Depreciation						
Balance at December 31, 2021	26	2,015	1,421	463	—	3,925
Depreciation	6	194	211	78	—	489
Disposition	—	(85)	(384)	(38)	—	(507)
Other	—	(37)	(63)	(19)	—	(119)
Balance at December 31, 2022	32	2,087	1,185	484	—	3,788
Depreciation	6	195	177	75	—	453
Impairment reversal	—	(190)	(35)	(4)	—	(229)
Dispositions and other	—	(9)	(11)	(34)	—	(54)
Balance at December 31, 2023	38	2,083	1,316	521	—	3,958
Carrying amounts						
Balance at December 31, 2022	449	7,408	5,764	1,530	367	15,518
Balance at December 31, 2023	442	7,530	5,732	1,506	588	15,798
Assets subject to operating leases						
Balance at December 31, 2022	41	629	509	156	—	1,335
Balance at December 31, 2023	39	607	521	119	—	1,286

⁽¹⁾ At December 31, 2023, the movement in Cavern Storage and Other includes \$25 million in net assets transferred to finance lease receivables (2022: nil).

⁽²⁾ At December 31, 2023, the movement in Assets Under Construction includes nil in net assets transferred to finance lease receivables (2022: \$14 million).

Nipisi Impairment Reversal

During the year ended December 31, 2023, Pembina recognized an impairment reversal in the Pipelines Division of \$231 million related to successful contract negotiations on the Nipisi Pipeline and the pipeline being put back into service in October 2023. In 2021, Pembina recorded a total impairment of \$266 million due to contracts expiring.

The recoverable amount of the Nipisi Pipeline was calculated using the fair value less costs of disposal, discounting cashflows to the end of the expected useful life of the asset. The recoverable amount is above the carrying value resulting in a full reversal of the previously recorded impairment less depreciation that would have been incurred had no impairment been recognized. The recoverable amount is most sensitive to the following key assumptions: forecasted cashflows which are projected based on management estimated future contracted rates and volumes for the pipeline, and after-tax discount rate of 7.8 percent. In determining the key assumptions, Pembina used contracted and forecasted cashflows based on internal sources and market trends.

Property, Plant and Equipment Under Construction

For the year ended December 31, 2023, included in additions and transfers are capitalized borrowing costs related to the construction of new pipelines or facilities amounting to \$15 million (2022: \$21 million), with capitalization rates ranging from 4.15 percent to 4.38 percent (2022: 3.81 percent to 4.17 percent).

Depreciation

Pipeline assets, facilities and equipment are depreciated using the straight-line method with remaining useful life of one to 60 years with the majority of assets depreciated over 40 years. Cavern storage and other assets are depreciated using the straight-line method over ten to 40 years with the majority of assets depreciated over 40 years. These rates are established to depreciate remaining net book value over the shorter of their useful lives or economic lives.

8. INTANGIBLE ASSETS AND GOODWILL

(\$ millions)	Intangible Assets				Total Goodwill & Intangible Assets
	Goodwill	Purchase and Sale Contracts and Other	Customer Relationships	Total	
Cost					
Balance at December 31, 2021	4,693	288	1,861	2,149	6,842
Additions	—	138	—	138	138
Disposition	(153)	(23)	(66)	(89)	(242)
Foreign exchange adjustments	17	1	48	49	66
Balance at December 31, 2022	4,557	404	1,843	2,247	6,804
Additions	—	47	—	47	47
Dispositions and other	—	(155)	—	(155)	(155)
Foreign exchange adjustments	(6)	—	(17)	(17)	(23)
Balance at December 31, 2023	4,551	296	1,826	2,122	6,673
Amortization					
Balance at December 31, 2021	—	189	415	604	604
Amortization	—	9	84	93	93
Disposition	—	(8)	(22)	(30)	(30)
Foreign exchange adjustments	—	—	6	6	6
Balance at December 31, 2022	—	190	483	673	673
Amortization	—	13	81	94	94
Dispositions and other	—	(155)	(4)	(159)	(159)
Balance at December 31, 2023	—	48	560	608	608
Carrying amounts					
Balance at December 31, 2022	4,557	214	1,360	1,574	6,131
Balance at December 31, 2023	4,551	248	1,266	1,514	6,065

Intangible assets have a finite useful life and are amortized using the straight-line method over 8 to 50 years.

The aggregate carrying amount of goodwill allocated to each operating segment is as follows:

As at December 31		
<i>(\$ millions)</i>		
	2023	2022
Pipelines	2,716	2,722
Facilities	396	396
Marketing & New Ventures	1,439	1,439
Total goodwill	4,551	4,557

Goodwill Impairment Testing

For the purpose of impairment testing, goodwill is allocated to Pembina's operating segments which represent the groups of CGUs at which goodwill is monitored for management purposes. Annually, impairment testing for goodwill is performed in the fourth quarter.

The goodwill test was performed and no impairment was identified as it was determined that the recoverable amount for each operating segment exceeded the carrying amount, including goodwill. The recoverable amount was determined using a fair value less costs of disposal approach by discounting each operating segment's expected future cash flows (Level 3). The key assumptions that impact the recoverable amount include the following:

- Cash flows for the first five years are projected based on past experience, actual operating results and the business plan approved by management. Cash flows for Pipelines and Facilities incorporate assumptions regarding contracted volumes and rates, which are based on market expectations. In addition, revenue and cost of product projections for Marketing & New Ventures incorporate assumptions regarding commodity volumes and pricing, which are sensitive to changes in the commodity price environment.
- Cash flows for the remaining years of the useful lives of the assets within each operating segment are extrapolated for periods up to 60 years (2022: 75 years) using a long-term growth rate, except where contracted, long-term cash flows indicate that no growth rate should be applied or a specific reduction in cash flows is more appropriate.
- After-tax discount rates are applied in determining the recoverable amount of operating segments. Discount rates are estimated based on the risk free rate and average cost of debt, targeted debt to equity ratio, in addition to estimates of the specific operating segment's equity risk premium, size premium, projection risk, asset risk, and betas.

For each operating segment, key assumptions and discount rate sensitivity are presented below:

As at December 31, 2023	Operating Segments		
	Pipelines	Facilities	Marketing & New Ventures
Key assumptions used			
Average annual pre-tax cash flow <i>(\$ millions)</i>	1,845	1,500	418
After-tax discount rate <i>(percent)</i>	7.7	7.6	9.7
Long-term growth rate <i>(percent)</i>	1.6	1.8	2.3
Incremental change in rates that would result in carrying value equal to recoverable amount			
Increase in after-tax discount rate <i>(percent)</i>	2.4	1.0	4.0

9. INVESTMENTS IN EQUITY ACCOUNTED INVESTEES

(\$ millions)	Ownership Interest at December 31 (percent)		Share of Profit from Equity Investments		Investment in Equity Accounted Investees at December 31	
			For the years ended December 31			
	2023	2022	2023	2022	2023	2022
PGI	60	60	226	49	3,894	4,158
Alliance	50	50	109	167	2,427	2,609
Aux Sable	42.7 - 50	42.7 - 50	(16)	91	362	360
Veresen Midstream ⁽¹⁾	—	—	—	51	—	—
Cedar LNG ⁽²⁾	49.9	49.9	(9)	—	202	167
Other ⁽³⁾	50 - 75	50 - 75	6	3	102	88
Total			316	361	6,987	7,382

⁽¹⁾ Pembina owned a 45 percent interest in Veresen Midstream up to the closing of the PGI Transaction (as defined below) on August 15, 2022. As part of the transaction, Pembina contributed its 45 percent interest in Veresen Midstream to PGI.

⁽²⁾ The Investment in equity accounted investees balance as at December 31, 2022 has been restated to include an additional \$12 million related to the initial adoption of IFRS 17 Insurance Contracts. Refer to Note 3 for further information.

⁽³⁾ Other includes Pembina's interest in Ruby, CKPC, Grand Valley, Fort Corp, and Alberta Carbon Grid. Pembina owned a 50 percent convertible, cumulative preferred interest in Ruby which it sold on January 13, 2023. Refer to "Financing Activities for Equity Accounted Investees" section below for further details on Ruby. On December 31, 2023, CKPC was dissolved.

PGI is a premier gas processing entity in western Canada positioned to serve customers throughout the Montney and Duvernay trends from central Alberta to northeast British Columbia. Alliance owns and operates a high-pressure natural gas pipeline connecting areas primarily in northern Alberta and northeast British Columbia to delivery points near Chicago, Illinois, which connects to the Aux Sable natural gas liquids extraction facility in Channahon, Illinois. Cedar LNG was formed to construct a floating liquid natural gas processing and export facility in Kitimat, British Columbia.

Investments in equity accounted investees include the unamortized excess of the purchase price over the underlying net book value of the investee's assets and liabilities at the purchase date, which is comprised of \$1.1 billion (2022: \$1.1 billion) in goodwill and \$1.7 billion (2022: \$1.7 billion) in property, plant and equipment and intangible assets.

Pembina has U.S. \$1.2 billion in Investments in Equity Accounted Investees that is held by entities whose functional currency is the U.S. dollar. The resulting foreign exchange loss for the year ended December 31, 2023 of \$41 million (2022: \$118 million gain) has been included in Other Comprehensive Income.

Distributions and Contributions

The following table summarizes distributions from and contributions to Pembina's investments in equity accounted investees:

For the years ended December 31 (\$ millions)	Distributions ⁽³⁾		Contributions	
	2023	2022	2023	2022
PGI	463	125	33	49
Alliance	279	342	20	4
Aux Sable	70	134	163	3
Veresen Midstream ⁽¹⁾	—	66	—	13
Cedar LNG	—	—	41	26
Other ⁽²⁾	7	6	14	—
Total	819	673	271	95

⁽¹⁾ Pembina owned a 45 percent interest in Veresen Midstream up to the closing of the PGI Transaction (as defined below) on August 15, 2022. As part of the transaction, Pembina contributed its 45 percent interest in Veresen Midstream to PGI.

⁽²⁾ Other includes Pembina's interest in Ruby, CKPC, Grand Valley, Fort Corp, and Alberta Carbon Grid. Pembina owned a 50 percent convertible, cumulative preferred interest in Ruby which it sold on January 13, 2023. Refer to "Financing Activities for Equity Accounted Investees" section below for further details on Ruby. On December 31, 2023, CKPC was dissolved.

⁽³⁾ Distributions exclude returns of capital. In 2023, Pembina received an incremental \$61 million from PGI as a return of capital (2022: nil).

Distributions received from equity accounted investees, excluding returns of capital, are included in operating activities in the Consolidated Statement of Cash Flows. Distributions from Alliance are subject to satisfying certain financing conditions including complying with financial covenants.

Contributions made to and returns of capital received from investments in equity accounted investees are included in investing activities in the Consolidated Statement of Cash Flows. Pembina contributed \$145 million to Aux Sable, representing Pembina's proportionate share of a claim filed by a counterparty to an NGL supply agreement with Aux Sable which was settled and discontinued in the fourth quarter of 2023. Refer to Note 27 for further information.

During the second quarter of 2023, a subsidiary of PGI completed the sale of its 50 percent non-operated interest in the Key Access Pipeline System ("KAPS") which was contributed to PGI as part of the transaction. The majority of proceeds from the sale were used to reduce debt at PGI, with \$26 million distributed to Pembina as a return of capital.

On October 3, 2023, PGI sold the Saskatchewan Ethane Extraction Plant and Pipeline and Cromer Terminal for cash proceeds of \$58 million, with \$35 million distributed to Pembina as a return of capital.

PGI Transaction

On August 15, 2022, Pembina acquired a 60 percent equity interest in PGI, a newly formed joint venture that is jointly controlled by Pembina and KKR (the "PGI Transaction"). Pembina serves as PGI's operator and manager.

The cost of Pembina's 60 percent interest in PGI was allocated to PGI's identifiable net assets based on fair values on the acquisition date. The allocation included adjustments identified before finalization as of June 30, 2023, and resulted from PGI's assessment of acquired revenue contracts and associated deferred tax impacts as follows:

As at August 15, 2022 (\$ millions)	Previously reported in Q4 2022	Adjustments	Final
Current assets	641	(6)	635
Non-current assets	6,641	19	6,660
Current liabilities	1,164	(2)	1,162
Non-current liabilities	2,834	16	2,850
Allocated to PGI assets and liabilities	3,284	(1)	3,283
Goodwill	899	1	900
Pembina's cost of investment in PGI	4,183	—	4,183

PGI Goodwill Impairment Testing

Following the PGI Transaction the acquired assets and assumed liabilities were measured at fair value and goodwill of \$900 million was recognized.

Pembina determines whether there is objective evidence that its equity accounted investments are impaired at each reporting date; if objective evidence is identified, Pembina is required to determine the recoverable amount of its investment in PGI.

A decrease in PGI's forecasted cash flows, a decrease in the long-term growth rate, or an increase in the after-tax discount rate could be objective evidence that Pembina's equity accounted investment in PGI is impaired. Pembina also believes an impairment loss recognized by PGI as a result of its annual goodwill impairment test would provide objective evidence that Pembina's equity accounted investment in PGI is impaired.

PGI recorded the assets and liabilities, including goodwill, of the contributed businesses at their fair value. PGI is required to estimate the recoverable amount of its goodwill at least annually, or whenever PGI identifies an impairment indicator. An impairment loss recognized by PGI could be material to Pembina.

PGI performed its annual goodwill impairment test in the third quarter of 2023 calculating the recoverable amount based on the fair value less cost to sell. No impairment loss was recognized.

There is measurement uncertainty associated with PGI's annual impairment test. The key assumptions used by PGI that impact the recoverable amount were the forecasted cash flows for the remaining useful life of the assets, the after-tax discount rate and the long-term growth rate. The following table provides sensitivities to reasonably possible changes in each assumption that could result in an impairment of PGI's goodwill.

	Change required for impairment (percent)	
	Actual	
Key assumptions used		
Average annual pre-tax cash flow (\$ millions) ⁽¹⁾	1,188	(6.1)
After-tax discount rate (percent)	7.6	0.6
Long-term growth rate (percent)	1.4	(0.8)

⁽¹⁾ Average annual forecasted pre-tax cash flows represent 100 percent of PGI's forecasted cash flows.

Financing Activities for Equity Accounted Investees

Ruby

In January 2023, the United States Bankruptcy Court for the District of Delaware approved the Ruby Subsidiary's Chapter 11 plan of reorganization (the "Ruby Subsidiary Plan") and the Ruby Settlement Agreement. The Ruby Subsidiary Plan provided for the sale of the Ruby Subsidiary's reorganized equity to a third-party, which sale was completed on January 13, 2023, and the distribution of the sales proceeds and cash on hand of the Ruby Subsidiary to the creditors of the Ruby Subsidiary, including approximately U.S. \$14 million to an affiliate of Pembina in respect of the subordinated notes issued by the Ruby Subsidiary to that Pembina affiliate. Following the completion of the sale of the Ruby Subsidiary's reorganized equity, Pembina ceased to have any ownership interest in the Ruby Pipeline.

Cedar LNG

Cedar LNG continued to progress pre-FID activities on the LNG project during 2023 with an FID decision expected in the middle of 2024. During the third quarter of 2023, Pembina entered into amending agreements with Cedar LNG for incremental funding of pre-FID costs. As at December 31, 2023, Pembina has a remaining commitment of U.S. \$13 million under the amending agreements. As additional pre-FID funding will be required, Pembina has executed a new funding agreement with its partner. Under the terms of the new agreement, if additional pre-FID spending is approved and the project continues to advance, Pembina may fund incremental spending and in return would receive a promissory note from its partner for the partner's 50.1 percent share of funding. The promissory note will be contingent on the project reaching positive FID.

During 2023, Pembina contributed \$41 million into Cedar LNG for pre-FID spending, which has been recorded as part of Pembina's equity accounted investment. Cedar LNG directly executed several contracts and entered into commitments necessary to facilitate the FID decision. As at December 31, 2023, Pembina has provided insurance contracts in support of the project with an aggregate maximum exposure of \$160 million and has also made commitments under executed contracts for an additional \$229 million to Cedar LNG for pre-FID costs. Included in both amounts is \$60 million (U.S. \$45 million) which was in the form of an issued letter of credit at year-end and was extinguished in January 2024 through an equity contribution by Pembina to Cedar LNG. Additional financial guarantees and commitments will be required prior to the FID decision.

Under Pembina's insurance contracts issued in support of the Cedar LNG project, Pembina is obligated to reimburse the costs incurred by certain of Cedar LNG's counterparties if, and only if, Cedar LNG fails to satisfy its obligations under its contracts with those counterparties. Payment under these insurance contracts, if required, would be capped at the amount of costs actually incurred by the counterparty. Refer to Note 3(l)(i) for further information on Pembina's insurance contracts provided to Cedar LNG.

Summarized Financial Information

Financial information for Pembina's equity accounted investees is presented (at 100 percent) in the following tables and is prepared under the financial reporting framework adopted by each equity accounted investee (IFRS except for Alliance, Aux Sable, Grand Valley, and Veresen Midstream which are in accordance with U.S. GAAP). Differences between the equity accounted investee's earnings (loss) and earnings attributable to Pembina relate to the different accounting standards applied and amortization of the excess of the purchase price over the underlying net book value of the investee's assets and liabilities at the purchase date.

For the year ended December 31, 2023 <i>(\$ millions)</i>	PGI	Alliance	Aux Sable	Cedar LNG	Other⁽¹⁾
Earnings and Comprehensive Income					
Revenue	1,584	885	798	—	49
Expenses	(547)	(330)	(919)	(17)	(24)
Depreciation and amortization	(356)	(151)	(49)	—	(15)
Interest expense	(259)	(42)	(1)	—	(1)
Finance costs and other	(8)	7	—	—	(3)
Income tax expense	(67)	(1)	—	—	—
Earnings (loss)	347	368	(171)	(17)	6
Earnings (loss) attributable to Pembina	226	109	(16)	(9)	6
As at December 31, 2023 <i>(\$ millions)</i>					
Statements of Financial Position					
Cash and cash equivalents	8	74	19	—	17
Other current assets	521	112	85	—	5
Non-current assets	12,342	1,532	696	161	92
Current trade, other payables and provisions	199	51	74	64	10
Other current liabilities	39	79	31	1	3
Non-current trade, other payables and provisions	102	8	—	—	—
Other non-current liabilities	6,032	810	123	—	25

⁽¹⁾ Other includes Pembina's interest in Ruby, CKPC, Grand Valley, Fort Corp, and Alberta Carbon Grid. Pembina owned a 50 percent convertible, cumulative preferred interest in Ruby which it sold on January 13, 2023. Refer to "Financing Activities for Equity Accounted Investees" section above for further details on Ruby. On December 31, 2023, CKPC was dissolved.

For the year ended December 31, 2022 <i>(\$ millions)</i>	PGI	Alliance	Aux Sable	Veresen Midstream⁽¹⁾	Cedar LNG	Other⁽²⁾
Earnings and Comprehensive Income						
Revenue	625	1,115	2,283	449	—	56
Expenses	(307)	(480)	(2,026)	(151)	(1)	(41)
Depreciation and amortization	(133)	(140)	(47)	(122)	—	(16)
Interest expense	(94)	(21)	(1)	(58)	—	(2)
Finance costs and other	5	7	4	(2)	—	2
Income tax expense	(24)	—	—	—	—	—
Earnings (loss)	72	481	213	116	(1)	(1)
Earnings (loss) attributable to Pembina	49	167	91	51	—	3

As at December 31, 2022 <i>(\$ millions)</i>	PGI	Alliance	Aux Sable	Veresen Midstream⁽¹⁾	Cedar LNG	Other⁽²⁾
Statements of Financial Position						
Cash and cash equivalents	—	95	16	—	—	29
Other current assets	1,125	118	68	—	2	13
Non-current assets	12,578	1,612	725	—	67	90
Current trade, other payables and provisions	257	57	65	—	7	56
Other current liabilities	578	23	4	—	2	14
Non-current trade, other payables and provisions	106	7	6	—	—	—
Other non-current liabilities	5,799	832	184	—	—	28

⁽¹⁾ Pembina owned a 45 percent interest in Veresen Midstream up to the closing of the PGI Transaction on August 15, 2022. As part of the transaction, Pembina contributed its 45 percent interest in Veresen Midstream to PGI.

⁽²⁾ Other includes Ruby, CKPC, Grand Valley, and Fort Corp.

10. INCOME TAXES

The movements in the components of the deferred tax assets and deferred tax liabilities are as follows:

<i>(\$ millions)</i>	Balance at December 31, 2022	Recognized in Earnings	Recognized in Other Comprehensive Income (Loss)	Disposition	Other	Balance at December 31, 2023
Deferred income tax assets						
Employee benefits	(2)	1	3	—	—	2
Share-based payments	41	(2)	—	—	—	39
Provisions	64	20	—	—	—	84
Benefit of loss carryforwards	450	260	—	—	—	710
Other deductible temporary differences	118	(39)	—	—	(9)	70
Taxable limited partnership income deferral	(68)	95	—	—	—	27
Deferred income tax liabilities						
Property, plant and equipment	2,029	174	—	—	—	2,203
Intangible assets	262	—	—	—	—	262
Investments in equity accounted investees	535	251	—	—	—	786
Derivative financial instruments	23	(2)	(2)	—	—	19
Total net deferred tax liabilities ⁽¹⁾	2,246	88	(5)	—	9	2,338

<i>(\$ millions)</i>	Balance at December 31, 2021	Recognized in Earnings	Recognized in Other Comprehensive Income (Loss)	Disposition	Other	Balance at December 31, 2022
Deferred income tax assets						
Employee benefits	2	1	(5)	—	—	(2)
Share-based payments	24	17	—	—	—	41
Provisions	100	(31)	—	(5)	—	64
Benefit of loss carryforwards	385	65	—	—	—	450
Other deductible temporary differences	7	93	—	1	17	118
Deferred income tax liabilities						
Property, plant and equipment	2,250	229	—	(450)	—	2,029
Intangible assets	251	24	—	(13)	—	262
Investments in equity accounted investees	709	(174)	—	—	—	535
Derivative financial instruments	16	37	(3)	(27)	—	23
Taxable limited partnership income deferral	46	50	—	(28)	—	68
Total net deferred tax liabilities ⁽¹⁾	2,754	21	2	(514)	(17)	2,246

⁽¹⁾ Comprised of deferred tax liabilities of \$2.6 billion (2022: \$2.5 billion) net of deferred tax assets of \$285 million (2022: \$261 million).

Reconciliation of Effective Tax Rate

For the years ended December 31 <i>(\$ millions, except as noted)</i>	2023	2022
Earnings before income tax	2,189	3,219
Canadian statutory tax rate <i>(percent)</i>	23.6	23.6
Income tax at statutory rate	517	760
Tax rate changes and foreign rate differential	(20)	(27)
Changes in estimate and other	(4)	(40)
Permanent items	3	19
Unrecognized tax benefit	(30)	6
Income in equity accounted investee	(53)	(10)
Non-taxable gain on PGI Transaction	—	(260)
Deferred tax transferred due to PGI Transaction	—	(200)
Income tax expense	413	248

The increase in the effective tax rate from 7.7 percent to 18.9 percent is primarily due to the tax impact of the PGI Transaction recognized in 2022.

Under the Pillar Two legislation, Pembina is liable to pay a top-up for differences between the Global Anti-Base Erosion effective tax rate and the 15.0 percent minimum tax rate. For jurisdictions where Pembina operates that have substantially enacted the Pillar Two legislation, it was determined that there is no material impact to the Company. Pembina also operates in jurisdictions where it is anticipated that the Pillar Two legislation will be enacted in the future. For these jurisdictions, the company has assessed its exposure to the Pillar Two legislation and foresees no material impact to Pembina.

Income Tax Expense

For the years ended December 31 <i>(\$ millions)</i>	2023	2022
Current tax expense	325	227
Deferred tax expense		
Origination and reversal of temporary differences	337	57
Tax rate changes on deferred tax balances	8	1
Increase in tax loss carry forward	(257)	(37)
Total deferred tax expense	88	21
Total income tax expense	413	248

Deferred Tax Items Recovered Directly in Equity

For the years ended December 31 <i>(\$ millions)</i>	2023	2022
Other comprehensive loss <i>(Note 22)</i> :		
Change in fair value of net investment hedges	2	3
Remeasurements of defined benefit asset or liability	3	(5)
Deferred tax items recovered directly in equity	5	(2)

Pembina has temporary differences associated with its investments in subsidiaries. At December 31, 2023, Pembina has not recorded a deferred tax asset or liability for these temporary differences (2022: nil) as Pembina controls the timing of the reversal and it is not probable that the temporary differences will reverse in the foreseeable future.

At December 31, 2023, Pembina had U.S. \$1.8 billion (2022: U.S. \$1.2 billion) of U.S. tax losses that do not expire and \$40 million (2022: \$42 million) of Canadian tax losses that will expire after 2036. Pembina has determined that it is probable that future taxable profits will be sufficient to utilize these losses. The amount of unrecognized deferred tax asset as at December 31, 2023 is nil (2022: \$27 million).

11. TRADE PAYABLES AND OTHER

As at December 31 <i>(\$ millions)</i>	2023	2022
Trade payables	555	571
Other payables & accrued liabilities	580	545
Related party payables	1	150
Total trade payables and other	1,136	1,266

12. LEASES

Lessee Leases

Pembina enters into arrangements to secure access to assets necessary for operating the business. Leased (right-of-use) assets include terminals, rail, buildings, land and other assets. Total cash outflows related to leases were \$106 million for the year ended December 31, 2023 (2022: \$117 million).

Right-of-Use Assets

(\$ millions)	Terminals	Rail	Buildings	Land & Other	Total
Balance at January 1, 2022	168	177	143	93	581
Additions and adjustments	26	—	1	(10)	17
Disposals and other	—	2	—	—	2
Depreciation	(18)	(37)	(17)	(10)	(82)
Balance at December 31, 2022	176	142	127	73	518
Additions and adjustments	—	39	1	40	80
Depreciation	(18)	(35)	(15)	(7)	(75)
Balance at December 31, 2023	158	146	113	106	523

Lessor Leases

Pembina has entered into contracts for the use of its assets that have resulted in lease treatment for accounting purposes. Assets under operating leases include pipelines, terminals and storage assets. See Note 7 for carrying value of property, plant and equipment under operating leases. Assets under finance leases include pipelines, terminals, and storage assets.

Maturity of Lease Receivables

As at December 31 (\$ millions)	2023		2022	
	Operating Leases	Finance Leases	Operating Leases	Finance Leases
Less than one year	208	39	213	40
One to two years	180	32	193	42
Two to three years	167	31	170	32
Three to four years	158	31	168	32
Four to five years	147	31	162	31
More than five years	687	326	834	294
Total undiscounted lease receipts	1,547	490	1,740	471
Unearned finance income on lease receipts		(266)		(256)
Discounted unguaranteed residual value		19		16
Finance lease receivable		243		231
Less current portion ⁽¹⁾		(13)		(12)
Total non-current		230		219

⁽¹⁾ Included in trade receivables and other on the Consolidated Statement of Financial Position.

13. LONG-TERM DEBT

This note provides information about the contractual terms of Pembina's interest-bearing long-term debt, which is measured at amortized cost.

Carrying Value, Terms and Conditions, and Debt Maturity Schedule

(\$ millions)	Authorized at December 31, 2023	Nominal Interest Rate	Year of Maturity	Carrying Value	
				December 31, 2023	December 31, 2022
Variable rate debt					
Senior unsecured credit facilities ⁽¹⁾⁽²⁾⁽³⁾	2,881	6.65 ⁽⁴⁾	Various ⁽¹⁾	778	771
Fixed rate debt					
Senior unsecured medium-term notes series 3	450	4.75	2043	450	450
Senior unsecured medium-term notes series 4	600	4.81	2044	600	600
Senior unsecured medium-term notes series 5	550	3.54	2025	550	450
Senior unsecured medium-term notes series 6	600	4.24	2027	600	500
Senior unsecured medium-term notes series 7	600	3.71	2026	600	600
Senior unsecured medium-term notes series 8	650	2.99	2024	650	650
Senior unsecured medium-term notes series 9	550	4.74	2047	550	550
Senior unsecured medium-term notes series 10	650	4.02	2028	650	650
Senior unsecured medium-term notes series 11	800	4.75	2048	800	800
Senior unsecured medium-term notes series 12	650	3.62	2029	650	650
Senior unsecured medium-term notes series 13	700	4.54	2049	700	700
Senior unsecured medium-term notes series 14	—	2.56	2023	—	600
Senior unsecured medium-term notes series 15	600	3.31	2030	600	600
Senior unsecured medium-term notes series 16	400	4.67	2050	400	400
Senior unsecured medium-term notes series 17	500	3.53	2031	500	500
Senior unsecured medium-term notes series 18	500	4.49	2051	500	500
Senior unsecured medium-term notes series 19	300	5.72	2026	300	—
Total fixed rate loans and borrowings outstanding				9,100	9,200
Deferred financing costs				25	34
Total loans and borrowings				9,903	10,005
Less current portion loans and borrowings				(650)	(600)
Total non-current loans and borrowings				9,253	9,405
Subordinated hybrid notes					
Subordinated notes, series 1	600	4.80	2081	596	595

⁽¹⁾ Pembina's unsecured credit facilities include a \$1.5 billion revolving facility that matures in June 2028, a \$1.0 billion sustainability linked revolving facility that matures in June 2027, a U.S. \$250 million non-revolving term loan that matures in May 2025 and a \$50 million operating facility that matures in June 2024, which is typically renewed on an annual basis.

⁽²⁾ Includes U.S. \$250 million variable rate debt outstanding at December 31, 2023 (2022: U.S. \$250 million), with the full notional amount hedged using an interest rate swap at 1.47 percent.

⁽³⁾ The U.S. dollar denominated non-revolving term loan is designated as a hedge of the Company's net investment in selected foreign operations with a U.S. dollar functional currency.

⁽⁴⁾ The nominal interest rate is the weighted average of all drawn credit facilities based on Pembina's credit rating at December 31, 2023. Borrowings under the credit facilities bear interest at prime, Bankers' Acceptance or SOFR rates, plus applicable margins. The impact of interest rate hedges described in the footnote above are not reflected in this figure.

On May 31, 2023, Pembina completed an extension on its \$1.5 billion Revolving Facility, which now matures in June 2028, and an extension on its \$1.0 billion SLL Credit Facility, which now matures in June 2027.

On June 1, 2023, Pembina's \$600 million aggregate principal amount of senior unsecured medium-term notes, series 14, matured and were fully repaid.

On June 22, 2023, Pembina closed an offering of \$500 million aggregate principal amount of senior unsecured medium-term notes. The offering was conducted in three tranches, consisting of the issuance of \$300 million aggregate principal amount of senior unsecured medium-term notes, series 19, having a fixed coupon of 5.72 percent per annum, payable semi-annually and maturing on June 22, 2026; \$100 million aggregate principal amount issued through a re-opening of Pembina's senior unsecured medium-term notes, series 5, having a fixed coupon of 3.54 percent per annum, paid semi-annually, and maturing on February 3, 2025; and \$100 million aggregate principal amount issued through a re-opening of Pembina's senior unsecured medium-term notes, series 6, having a fixed coupon of 4.24 percent per annum, paid semi-annually, and maturing on June 15, 2027.

On December 19, 2023, Pembina closed the Subscription Receipt Offering for total gross proceeds of approximately \$1.3 billion. The net proceeds of the Subscription Receipt Offering will be used to finance a portion of the purchase price for the Alliance/Aux Sable Acquisition. Refer to Note 15 *Subscription Receipts* for further information.

Subsequent to year-end, on January 12, 2024, Pembina closed an offering of \$1.8 billion aggregate principal amount of senior unsecured medium-term notes (the "MTN Offering"). The MTN Offering was conducted in three tranches, consisting of the issuance of \$600 million aggregate principal amount of senior unsecured medium-term notes, series 20 ("Series 20 notes"), having a fixed coupon of 5.02 percent per annum, payable semi-annually and maturing on January 12, 2032; \$600 million aggregate principal amount of senior unsecured medium-term notes, series 21 ("Series 21 notes"), having a fixed coupon of 5.21 percent per annum, payable semi-annually and maturing on January 12, 2034; and \$600 million aggregate principal amount of senior unsecured medium-term notes, series 22 ("Series 22 notes"), having a fixed coupon of 5.67 percent per annum, payable semi-annually and maturing on January 12, 2054. Pembina used a portion of the net proceeds of the MTN Offering to repay indebtedness of the Company under the Revolving Facility and for general corporate purposes. Pembina intends to use the remaining net proceeds of the MTN Offering to fund a portion of the purchase price for the Alliance/Aux Sable Acquisition.

Pembina will be required to redeem the Series 20 and Series 21 notes pursuant to a special mandatory redemption at a redemption price equal to 101 percent of the aggregate principal amount of the Series 20 and Series 21 notes, plus accrued and unpaid interest to, but excluding, the date of such special mandatory redemption, if (i) the closing of the Alliance/Aux Sable Acquisition (refer to Note 15) has not occurred on or prior to 5:00 p.m. (MST) on October 1, 2024 (the "Outside Date"); (ii) the purchase and sale agreement in respect of the Alliance/Aux Sable Acquisition is terminated at any time prior to the Outside Date; (iii) Pembina gives notice to Computershare Trust Company of Canada, as trustee for the Series 21 and 22 notes, that it does not intend to proceed with the Alliance/Aux Sable Acquisition; or (iv) Pembina announces to the public that it does not intend to proceed with the Alliance/Aux Sable Acquisition.

Subsequent to year-end, on January 22, 2024, Pembina's \$650 million aggregate principal amount of senior unsecured medium-term notes, series 8, matured and were fully repaid.

For more information about Pembina's exposure to interest rate, foreign currency and liquidity risk, see Note 23 *Financial Instruments & Risk Management*.

14. DECOMMISSIONING PROVISION

The decommissioning provision reflects the discounted cash flows expected to be incurred to decommission Pembina's pipeline systems, gas processing and fractionation plants, storage and terminalling hubs, including estimated environmental reclamation and remediation costs.

The undiscounted cash flows at the time of decommissioning are calculated using an estimated timing of economic outflows ranging from one to 68 years, with the majority estimated at 50 years. The estimated economic lives of the underlying assets form the basis for determining the timing of economic outflows. Pembina applied credit-adjusted risk-free rates of 5.0 percent to 5.8 percent (2022: 5.7 percent to 6.4 percent) and an inflation rate of 2.3 percent (2022: 2.1 percent).

<i>(\$ millions)</i>	2023	2022
Balance at January 1	261	412
Unwinding of discount rate	16	15
Change in rates	65	(158)
Disposition	—	(20)
Additions	4	1
Change in cost estimates and other	(4)	11
Total	342	261
Current portion of provision ⁽¹⁾	6	2
Balance at December 31	336	259

⁽¹⁾ Included in trade payables and other on the Consolidated Statement of Financial Position.

As at December 31, 2023, Pembina had \$14 million (2022: \$13 million) related to long-term restricted cash included in other assets which is subject to contractual restrictions in connection with use in future Jet Fuel Pipeline abandonment activities.

15. SUBSCRIPTION RECEIPTS

On December 13, 2023, Pembina announced that it had entered into an agreement with Enbridge Inc. ("Enbridge") to acquire all of Enbridge's interests in the Alliance, Aux Sable and NRGreen joint ventures (the "Alliance/Aux Sable Acquisition"). The Alliance/Aux Sable Acquisition is expected to close in the first half of 2024, subject to the satisfaction or waiver of customary closing conditions, including the receipt of required regulatory approvals.

In connection with the Alliance/Aux Sable Acquisition, on December 19, 2023, Pembina closed a bought deal offering in Canada and the United States of subscription receipts (the "Subscription Receipt Offering"), pursuant to which Pembina issued and sold 29.9 million subscription receipts (including 3.9 million subscription receipts issued pursuant to the exercise in full by the underwriters for the Subscription Receipt Offering of the over-allotment option granted to them by Pembina) at a price of \$42.85 per subscription receipt for total gross proceeds of approximately \$1.3 billion. The net proceeds of the Offering will be held in escrow and are expected to be used by Pembina to fund a portion of the purchase price of the Alliance/Aux Sable Acquisition.

The subscription receipts entitle the holder thereof to receive (i) automatically, upon the closing of the Alliance/Aux Sable Acquisition, without any further action on the part of the holder thereof and without payment of additional consideration, one common share, and (ii) payments per subscription receipt equal to the cash dividends per common share for any dividends declared from December 19, 2023 to, but excluding, the closing date of the Alliance/Aux Sable Acquisition or to, and including, the date of the termination or cancellation of the Alliance/Aux Sable Acquisition, as applicable. These dividend equivalent payments are to be paid to subscription receipt holders of record on the record date for the corresponding dividend on the common shares and are paid on the date on which such dividend is paid to holders of common shares, net of any applicable withholding taxes.

The subscription receipts create a separate non-cash financial asset, net of prepaid share issuance costs, for the proceeds expected to be received by Pembina upon the closing of the Alliance/Aux Sable Acquisition and a financial liability for the obligation to reimburse the holders of subscription receipts pursuant to the terms of the subscription receipts. In certain situations, the settlement of the asset and the liability may not happen simultaneously. Therefore, the asset and liability are presented gross.

For more information regarding the subscription receipts and the terms thereof, refer to "Description of the Capital Structure of Pembina – Subscription Receipts" in Pembina's annual information form for the year ended December 31, 2023.

16. SHARE CAPITAL

Pembina is authorized to issue an unlimited number of common shares, without par value, 254,850,850 Class A preferred shares, issuable in series and an unlimited number of Class B preferred shares. The holders of the common shares are entitled to receive notice of, attend and vote at any meeting of the shareholders of Pembina, receive dividends declared and share in the remaining property of Pembina upon distribution of the assets of Pembina among its shareholders for the purpose of winding-up its affairs.

Common Share Capital

<i>(\$ millions, except as noted)</i>	Number of Common Shares <i>(millions)</i>	Common Share Capital
Balance at December 31, 2021	550	15,678
Share-based payment transactions ⁽¹⁾	7	319
Repurchased	(7)	(204)
Balance at December 31, 2022	550	15,793
Share-based payment transactions ⁽¹⁾	—	6
Repurchased	(1)	(34)
Balance at December 31, 2023	549	15,765

⁽¹⁾ Exercised options are settled by issuing the net number of common shares equivalent to the gain upon exercise.

Share Repurchase Program

On March 7, 2023, the Toronto Stock Exchange ("TSX") accepted the renewal of Pembina's normal course issuer bid (the "NCIB") that allows the Company to repurchase, at its discretion, up to five percent of the Company's outstanding common shares (representing approximately 27.5 million common shares) through the facilities of the TSX, the New York Stock Exchange and/or alternative Canadian trading systems or as otherwise permitted by applicable securities law, subject to certain restrictions on the number of common shares that may be purchased on a single day. Common shares purchased by the Company under the NCIB are cancelled. The NCIB commenced on March 10, 2023 and will terminate on March 9, 2024 or on such earlier date as the Company has purchased the maximum number of common shares permitted pursuant to the NCIB or at such time Pembina determines to no longer make purchases thereunder.

The following table summarizes Pembina's share repurchases under its NCIB:

For the years ended December 31 <i>(millions, except as noted)</i>	2023	2022
Number of common shares repurchased for cancellation <i>(thousands)</i>	1,197	7,154
Average price per share	\$41.76	\$46.55
Total cost ⁽¹⁾	50	333

⁽¹⁾ Total cost includes \$34 million (2022: \$204 million) charged to share capital and \$16 million (2022: \$129 million) charged to deficit.

Preferred Share Capital

<i>(\$ millions, except as noted)</i>	Number of Preferred Shares (millions)	Preferred Share Capital
Balance at December 31, 2021	105	2,517
Class A, Series 23 Preferred shares redeemed, net of issue costs	(12)	(300)
Part VI.1 tax	—	(9)
Balance at December 31, 2022	93	2,208
Part VI.1 tax	—	(9)
Balance at December 31, 2023	93	2,199

On October 3, 2022, none of the eight million issued and outstanding Cumulative Redeemable Rate Reset Class A Preferred Series 15 Shares were converted into Cumulative Redeemable Floating Rate Class A Preferred Shares, Series 16.

On November 15, 2022, Pembina redeemed all of the 12 million issued and outstanding Cumulative Redeemable Minimum Rate Reset Class A Preferred Shares, Series 23 (the "Series 23 Class A Preferred Shares") for a redemption price equal to \$25.00 per Series 23 Class A Preferred Share. The total redemption price for the Series 23 Class A Preferred Shares was \$300 million.

On February 14, 2023, holders of an aggregate of 1,028,130 of the 16 million issued and outstanding Cumulative Redeemable Minimum Rate Reset Class A Preferred Shares, Series 21 (the "Series 21 Class A Preferred Shares") elected to convert, on a one-for-one basis, their Series 21 Class A Preferred Shares into Cumulative Redeemable Floating Rate Class A Preferred Shares, Series 22 ("Series 22 Class A Preferred Shares"). As a result of the exercise of such conversion rights, Pembina has 14,971,870 Series 21 Class A Preferred Shares and 1,028,130 Series 22 Class A Preferred Shares issued and outstanding. The annual dividend rate applicable to the Series 22 Class A Preferred Shares for the three-month floating rate period from and including March 1, 2024 to, but excluding June 1, 2024 is 8.291 percent.

On February 15, 2023, none of the Cumulative Redeemable Minimum Rate Reset Class A Preferred Shares, Series 25 ("Series 25 Class A Preferred Shares") outstanding were converted into Cumulative Redeemable Floating Rate Class A Preferred Shares, Series 26. The annual dividend rate for the Series 25 Class A Preferred Shares for the five-year period from and including February 15, 2023 to, but excluding, February 15, 2028 is 6.481 percent.

On December 1, 2023, none of the 10 million Cumulative Redeemable Rate Reset Class A Preferred Shares, Series 1 ("Series 1 Class A Preferred Shares") outstanding were converted into Cumulative Redeemable Floating Rate Class A Preferred Shares, Series 2. The annual dividend rate for the Series 1 Class A Preferred Shares for the five-year period from and including December 1, 2023 to, but excluding, December 1, 2028 is 6.525 percent.

Subsequent to the end of the year, on February 15, 2024, none of the six million Cumulative Redeemable Rate Reset Class A Preferred Shares, Series 3 ("Series 3 Class A Preferred Shares") outstanding were converted into Cumulative Redeemable Floating Rate Class A Preferred Shares, Series 4. The annual dividend rate for the Series 3 Class A Preferred Shares for the five-year period from and including March 1, 2024 to, but excluding March 1, 2029 will be 6.019 percent.

Dividends

The following dividends were declared and paid by Pembina:

For the years ended December 31		
<i>(\$ millions)</i>	2023	2022
Common shares		
\$2.66 per common share (2022: \$2.55)	1,459	1,409
Class A preferred shares		
\$1.23 per Series 1 Class A Preferred Share (2022: \$1.23)	12	12
\$1.12 per Series 3 Class A Preferred Share (2022: \$1.12)	7	7
\$1.14 per Series 5 Class A Preferred Share (2022: \$1.14)	11	11
\$1.10 per Series 7 Class A Preferred Share (2022: \$1.10)	11	11
\$1.08 per Series 9 Class A Preferred Share (2022: \$1.08)	10	10
\$1.54 per Series 15 Class A Preferred Share (2022: \$1.22)	12	10
\$1.21 per Series 17 Class A Preferred Share (2022: \$1.21)	7	7
\$1.17 per Series 19 Class A Preferred Share (2022: \$1.17)	9	9
\$1.49 per Series 21 Class A Preferred Share (2022: \$1.23)	23	20
\$1.49 per Series 22 Class A Preferred Share (2022: nil)	2	—
nil per Series 23 Class A Preferred Share (2022: \$1.15)	—	16
\$1.54 per Series 25 Class A Preferred Share (2022: \$1.30)	16	13
	120	126

On February 22, 2024, Pembina announced that its Board of Directors had declared a common share cash dividend for the first quarter of 2024 of \$0.6675 per share to be paid on March 28, 2024, to shareholders of record on March 15, 2024.

Pembina's Board of Directors also declared quarterly dividends for Pembina's Class A preferred shares on January 8, 2024 as outlined in the following table:

Series	Record Date	Payable Date	Per Share Amount	Dividend Amount (\$ millions)
Series 1	February 1, 2024	March 1, 2024	\$0.407813	4
Series 3	February 1, 2024	March 1, 2024	\$0.279875	2
Series 5	February 1, 2024	March 1, 2024	\$0.285813	3
Series 7	February 1, 2024	March 1, 2024	\$0.273750	3
Series 9	February 1, 2024	March 1, 2024	\$0.268875	2
Series 15	March 15, 2024	April 1, 2024	\$0.385250	3
Series 17	March 15, 2024	April 1, 2024	\$0.301313	2
Series 19	March 15, 2024	April 1, 2024	\$0.292750	2
Series 21	February 1, 2024	March 1, 2024	\$0.393875	6
Series 22	February 1, 2024	March 1, 2024	\$0.523436	1
Series 25	January 31, 2024	February 15, 2024	\$0.405063	4

17. EARNINGS PER COMMON SHARE

Basic Earnings Per Common Share

The calculation of basic earnings per common share at December 31, 2023 was based on the earnings attributable to common shareholders of \$1.6 billion (2022: \$2.8 billion) and a weighted average number of common shares outstanding of 550 million (2022: 553 million).

Diluted Earnings Per Common Share

The calculation of diluted earnings per common share at December 31, 2023 was based on earnings attributable to common shareholders of \$1.6 billion⁽¹⁾ (2022: \$2.8 billion⁽¹⁾), and a weighted average number of common shares outstanding after adjustment for the effects of all dilutive potential common shares of 551 million (2022: 554 million).

Earnings Attributable to Common Shareholders

For the years ended December 31 (<i>\$ millions</i>)	2023	2022
Earnings	1,776	2,971
Dividends on preferred shares	(128)	(129)
Basic and diluted earnings attributable to common shareholders	1,648	2,842

Weighted Average Number of Common Shares

(<i>In millions of shares, except as noted</i>)	2023	2022
Issued common shares at January 1	550	550
Effect of shares repurchased	(1)	(2)
Effect of shares issued on exercise of options	1	5
Basic weighted average number of common shares at December 31	550	553
Dilutive effect of share options on issue ⁽¹⁾	1	1
Diluted weighted average number of common shares at December 31	551	554
Basic earnings per common share (dollars)	3.00	5.14
Diluted earnings per common share (dollars)	2.99	5.12

⁽¹⁾ The average market value of Pembina's shares for purposes of calculating the dilutive effect of share options for the years ended December 31, 2023 and 2022 was based on quoted market prices for the period during which the options were outstanding.

18. REVENUE

Revenue has been disaggregated into categories to reflect how the nature, timing and uncertainty of revenue and cash flows are affected by economic factors.

a. Revenue Disaggregation

For the years ended December 31 (\$ millions)	2023					2022				
	Pipelines	Facilities	Marketing & New Ventures	Corporate	Total	Pipelines	Facilities	Marketing & New Ventures	Corporate	Total
Take-or-pay ⁽¹⁾	1,816	273	—	—	2,089	1,741	622	—	—	2,363
Fee-for-service ⁽¹⁾	490	120	62	—	672	458	137	—	—	595
Product sales ⁽²⁾	—	—	6,025	—	6,025	—	—	8,471	—	8,471
Revenue from contracts with customers	2,306	393	6,087	—	8,786	2,199	759	8,471	—	11,429
Operational finance lease income	24	4	—	—	28	26	3	—	—	29
Fixed operating lease income	185	35	—	—	220	117	36	—	—	153
Variable lease income	16	—	—	—	16	—	—	—	—	—
Shared service revenue ⁽³⁾ and other	11	17	—	47	75	—	—	—	—	—
Total external revenue	2,542	449	6,087	47	9,125	2,342	798	8,471	—	11,611

⁽¹⁾ Revenue recognized over time.

⁽²⁾ Revenue recognized at a point in time.

⁽³⁾ Includes \$63 million of fixed fee income (2022: nil) related to shared service agreements with joint ventures following the PGI Transaction.

b. Contract Liabilities

Significant changes in the contract liabilities balances during the period are as follows:

For the years ended December 31 (\$ millions)	2023			2022		
	Take-or-Pay	Other Contract Liabilities	Total Contract Liabilities	Take-or-Pay	Other Contract Liabilities	Total Contract Liabilities
Opening balance	3	191	194	3	288	291
Additions (net in the period)	(2)	21	19	2	57	59
Disposition	—	—	—	(2)	(90)	(92)
Revenue recognized from contract liabilities ⁽¹⁾	—	(54)	(54)	—	(64)	(64)
Closing balance	1	158	159	3	191	194
Less current portion ⁽²⁾	(1)	(32)	(33)	(3)	(53)	(56)
Ending balance	—	126	126	—	138	138

⁽¹⁾ Recognition of revenue related to performance obligations satisfied in the current period that were included in the opening balance of contract liabilities.

⁽²⁾ As at December 31, 2023, the balance includes \$1 million of cash collected under take-or-pay contracts which will be recognized within one year as the customer chooses to ship, process, or otherwise forego the associated service.

Contract liabilities depict Pembina's obligation to perform services in the future for cash and non-cash consideration which have been received from customers. Contract liabilities include up-front payments or non-cash consideration received from customers for future transportation, gas processing, fractionation, terminalling, and storage services. Contract liabilities also include consideration received from customers for take-or-pay commitments where the customer has a make-up right to ship or process future volumes under a firm contract. These amounts are non-refundable should the customer not use its make-up rights.

In all instances where goods or services have been transferred to a customer in advance of the receipt of customer consideration, Pembina's right to consideration is unconditional and has therefore been presented as a receivable.

c. Revenue Allocated to Remaining Performance Obligations

Pembina expects to recognize revenue in future periods that includes current unsatisfied remaining performance obligations totaling \$11.7 billion (2022: \$11.1 billion). Over the next five years, these remaining performance obligations will be recognized annually ranging from \$1.7 billion (2022: \$1.8 billion) declining to \$1.0 billion (2022: \$1.0 billion). Subsequently, up to 2047 (2022: 2046), Pembina will recognize \$955 million (2022: \$765 million) declining to \$3 million (2022: \$7 million) per year.

In preparing the above figures, Pembina has taken the practical expedient to exclude contracts that have original expected durations of one year or less. Variable consideration relating to flow through costs are not included in the amounts presented. These flow through costs do not impact net income or cash flow, and due to the long-term nature of the contracts there is significant uncertainty in estimating these amounts. In addition, Pembina excludes contracted revenue amounts for assets not yet in-service unless both Board of Directors approval and regulatory approval for the asset has been obtained.

19. NET FINANCE COSTS

For the years ended December 31 <i>(\$ millions)</i>	2023	2022
Interest expense on financial liabilities measured at amortized cost:		
Loans and borrowings	395	385
Subordinated hybrid notes	29	29
Leases	30	32
Unwinding of discount rate	16	16
(Gain) loss in fair value of non-commodity-related derivative financial instruments	(19)	12
Foreign exchange losses and other	15	12
Net finance costs	466	486

Net interest paid of \$462 million (2022: \$468 million) includes interest paid during construction and capitalized of \$15 million (2022: \$21 million).

20. PENSION PLAN

As at December 31 <i>(\$ millions)</i>	2023	2022
Registered defined benefit net asset	(5)	(17)
Supplemental defined benefit net obligation	14	11
Net employee benefit obligations (assets)	9	(6)

Pembina maintains defined contribution plans and non-contributory defined benefit pension plans covering its employees. Pembina contributes five to 10 percent of an employee's earnings to the defined contribution plan, until the employee's age plus years of service equals 50, at which time they become eligible for the defined benefit plans. Pembina has ended eligibility for new entrants to the defined benefit plan for those whose age and years of service did not equal 40 as at January 1, 2021. Pembina recognized \$14 million in expense for the defined contribution plan during the year (2022: \$12 million). The defined benefit plans include a funded registered plan for all eligible employees and an unfunded supplemental retirement plan for those employees affected by the Canada Revenue Agency maximum pension limits. The defined benefit plans are administered by separate pension funds that are legally separated from Pembina. Benefits under the plans are based on the length of service and the annual average best three years of earnings during the last 10 years of service of the employee. Benefits paid out of the plans are not indexed. Pembina measures its accrued benefit obligations and the fair value of plan assets for accounting purposes as at December 31 of each year. The most recent actuarial funding valuation was at December 31, 2022. The defined benefit plans expose Pembina to actuarial risks such as longevity risk, interest rate risk, and market (investment) risk.

Defined Benefit Obligations

As at December 31 (\$ millions)	2023		2022	
	Registered Plans	Supplemental Plan	Registered Plan	Supplemental Plan
Present value of unfunded obligations	—	14	—	11
Present value of funded obligations	250	—	207	—
Total present value of obligations	250	14	207	11
Fair value of plan assets	255	—	224	—
Recognized defined benefit assets (obligations)	5	(14)	17	(11)

Pembina funds the defined benefit obligation plans in accordance with government regulations by contributing to trust funds administered by an independent trustee. The funds are invested primarily in equities and bonds. Defined benefit plan contributions totaled \$17 million for the year ended December 31, 2023 (2022: \$15 million).

Pembina has determined that, in accordance with the terms and conditions of the defined benefit plans, and in accordance with statutory requirements of the plans, the present value of refunds or reductions in future contributions is not lower than the balance of the total fair value of the plan assets less the total present value of obligations. As such, no decrease in the defined benefit asset is necessary at December 31, 2023 (2022: nil).

Registered Defined Benefit Pension Plan Assets Comprise

As at December 31 (Percent)	2023	2022
Equity securities	59	59
Debt	35	34
Other	6	7
	100	100

Movement in the Present Value of the Defined Benefit Pension Obligation

(\$ millions)	2023		2022	
	Registered Plans	Supplemental Plan	Registered Plan	Supplemental Plan
Defined benefits obligations at January 1	207	11	257	17
Benefits paid by the plan	(11)	(1)	(19)	(1)
Current service costs	18	1	23	1
Interest expense	11	1	8	—
Actuarial losses (gains) in other comprehensive income	25	2	(62)	(6)
Defined benefit obligations at December 31	250	14	207	11

Movement in the Present Value of Registered Defined Benefit Pension Plan Assets

(\$ millions)	2023	2022
Fair value of plan assets at January 1	224	268
Contributions paid into the plan	17	15
Benefits paid by the plan	(11)	(19)
Return on plan assets	13	(49)
Interest income	12	9
Fair value of registered plan assets at December 31	255	224

Expense Recognition in Earnings

For the years ended December 31 (<i>\$ millions</i>)	2023	2022
Registered Plan		
Current service costs	19	24
Interest on obligation	11	8
Interest on plan assets	(12)	(9)
	18	23

The expense is recognized in the following line items in the consolidated statement of comprehensive income:

For the years ended December 31 (<i>\$ millions</i>)	2023	2022
Registered Plan		
Operating expenses	8	11
General and administrative expense	10	12
	18	23

Expense recognized for the Supplemental Plan was less than \$2 million for each of the years ended December 31, 2023 and 2022.

Actuarial Gains and Losses Recognized in Other Comprehensive Income

<i>(<i>\$ millions</i>)</i>	2023			2022		
	Registered Plans	Supplemental Plan	Total	Registered Plan	Supplemental Plan	Total
Balance at January 1	1	3	4	(9)	(2)	(11)
Remeasurements:						
Financial assumptions	(16)	(1)	(17)	54	3	57
Experience adjustments	(3)	(1)	(4)	(7)	2	(5)
Return on plan assets excluding interest income	10	—	10	(37)	—	(37)
Recognized gain during the period after tax	(9)	(2)	(11)	10	5	15
Balance at December 31	(8)	1	(7)	1	3	4

Principal actuarial assumptions used:

As at December 31 (<i>weighted average percent</i>)	2023	2022
Discount rate	4.6	5.3
Future pension earning increases	4.0	4.0

Assumptions regarding future mortality are based on published statistics and mortality tables. The current longevity assumptions underlying the values of the liabilities in the defined plans are as follows:

As at December 31 (<i>years</i>)	2023	2022
Longevity at age 65 for current pensioners		
Males	22.1	22.0
Females	24.4	24.4
Longevity at age 65 for current member aged 45		
Males	23.0	23.0
Females	25.4	25.3

The calculation of the defined benefit obligation is sensitive to the discount rate, compensation increases, retirements and termination rates as set out above. A change in the estimated discount rate of 4.6 percent by 100 basis points at December 31, 2023 is considered reasonably possible in the next financial year. An increase by 100 basis points would result in a \$29 million reduction to the obligation whereas, a decrease would lead to a \$37 million increase to the obligation.

Pembina expects to contribute \$20 million to the defined benefit plans in 2024.

21. SHARE-BASED PAYMENTS

At December 31, 2023, Pembina has the following share-based payment arrangements:

Share Option Plan (Equity-Settled)

Pembina has a share option plan under which employees are eligible to receive options to purchase shares in Pembina.

Long-Term Share Unit Award Incentive Plan (Cash-Settled)

Pembina has a long-term share unit award incentive plan. Under the share-based compensation plan, awards of restricted ("RSU") and performance ("PSU") share units are made to officers and employees. The plan results in participants receiving cash compensation based on the value of the underlying notional shares granted under the plan. Payments are based on a trading value of Pembina's common shares plus notional dividends and performance of Pembina.

Pembina also has a deferred share unit ("DSU") plan. Under the DSU plan, directors are required to take at least 50 percent of total director compensation as DSUs, until such time that they have met certain share ownership guidelines. A DSU is a notional share that has the same value as one Pembina common share. Its value changes with Pembina's share price. DSUs do not have voting rights but they accrue dividends as additional DSU units, at the same rate as dividends paid on Pembina's common shares. DSUs are paid out when a director retires from the board and are redeemed for cash using the weighted average trading price of common shares on the Toronto Stock Exchange ("TSX") for the last five trading days before the redemption date, multiplied by the number of DSUs the director holds.

Terms and Conditions of Share Option Plan and Share Unit Award Incentive Plan

Share Option Plan

Share options vest one-third on the first anniversary of the grant date, one-third on the second anniversary of the grant date and one-third on the third anniversary of the grant date and have a contractual life of seven years. In 2021, Pembina granted select executive officers and non-officers stock options that vest after a four-year period and expire seven years after issuance.

Long-Term Share Unit Award Incentive Plan⁽¹⁾

Grant date RSUs, PSUs and DSUs to Officers, Employees and Directors (thousands of units, except as noted)	PSUs ⁽²⁾	RSUs ⁽²⁾	DSUs	Total
2022	623	1,202	39	1,864
2023	626	1,217	34	1,877

⁽¹⁾ Distribution units are granted in addition to RSU and PSU grants based on notional accrued dividends.

⁽²⁾ Contractual life of 3 years.

PSUs vest on the third anniversary of the grant date. RSUs vest one-third on the first anniversary of the grant date, one-third on the second anniversary of the grant date and one-third on the third anniversary of the grant date. In 2021, Pembina granted additional RSUs that vest on the third anniversary of the grant date. Actual units awarded are based on the trading value of the shares and performance of Pembina.

Disclosure of Share Option Plan

The number and weighted average exercise prices of share options is as follows:

<i>(thousands of options, except as noted)</i>	Number of Options	Weighted Average Exercise Price (dollars)
Balance at December 31, 2021	19,971	\$41.33
Granted	599	\$45.61
Exercised ⁽¹⁾	(7,722)	\$41.42
Forfeited	(332)	\$38.60
Expired	(431)	\$41.31
Balance at December 31, 2022	12,085	\$41.56
Granted	577	\$45.37
Exercised ⁽¹⁾	(1,412)	\$36.24
Forfeited	(181)	\$39.85
Expired	(387)	\$44.80
Balance at December 31, 2023	10,682	\$42.38

⁽¹⁾ Exercise represents the gross number of options exercised by the employee. Beginning in the fourth quarter of 2022, Pembina issued the net number of common shares equivalent to the employee's gain upon exercise.

As of December 31, 2023, the following options are outstanding:

<i>(thousands of options, except as noted)</i> Exercise Price (dollars)	Number Outstanding at December 31, 2023	Options Exercisable	Weighted Average Remaining Life
\$26.83 – \$37.03	2,058	1,714	4
\$37.04 – \$43.56	2,010	740	3
\$43.57 – \$45.50	2,482	2,154	3
\$45.51 – \$48.08	2,031	1,483	3
\$48.09 – \$49.78	2,101	2,102	2
Total	10,682	8,193	3

Options are exercised regularly throughout the year. Therefore, the weighted average share price during the year of \$44.68 (2022: \$48.62) is representative of the weighted average share price at the date of exercise.

Expected volatility is estimated by considering historic average share price volatility. The weighted average inputs used in the measurement of the fair values at grant date of share options are the following:

Share Options Granted

For the years ended December 31 <i>(dollars, except as noted)</i>	2023	2022
Weighted average		
Fair value at grant date	8.96	11.43
Expected volatility (percent)	35.7	46.6
Expected option life (years)	3.67	3.67
Expected annual dividends per option	2.66	2.55
Expected forfeitures (percent)	7.4	7.3
Risk-free interest rate (based on government bonds) (percent)	3.9	1.7

Disclosure of Long-Term Share Unit Award Incentive Plan

The long-term share unit award incentive plans were valued using the volume weighted average price for the 20 days ending December 31, 2023 of \$45.13 (2022: \$46.26). Actual payment may differ from the amount valued based on market price and company performance.

Employee Expenses

For the years ended December 31		
(\$ millions)	2023	2022
Share option plan, equity settled	5	10
Long-term share unit award incentive plan	67	116
Share-based compensation expense	72	126
Total carrying amount of liabilities for cash settled arrangements	163	161
Total intrinsic value of liability for vested benefits	108	97

22. ACCUMULATED OTHER COMPREHENSIVE INCOME

(\$ millions)	Currency Translation Reserve	Cash Flow Hedge Reserve	Pension and other Post- Retirement Benefit Plan Adjustments ⁽²⁾	Total
Balance at December 31, 2021	32	8	(12)	28
Other comprehensive gain before hedging activities	295	—	15	310
Other comprehensive (loss) gain resulting from hedging activities ⁽¹⁾	(20)	23	—	3
Balance at December 31, 2022	307	31	3	341
Other comprehensive loss before hedging activities	(106)	—	(11)	(117)
Other comprehensive gain (loss) resulting from hedging activities ⁽¹⁾	10	(13)	—	(3)
Balance at December 31, 2023	211	18	(8)	221

⁽¹⁾ Amounts relate to hedges of the Company's net investment in foreign operations (reported in Currency Translation Reserve) and interest rate forward swaps (reported in Cash Flow Hedge Reserve) (Note 23). At December 31, 2023, the other comprehensive loss resulting from hedging activities for interest rate forward swaps includes a realized gain of \$16 million that was reclassified to net finance costs (2022: \$5 million realized gain).

⁽²⁾ Pension and other Post-Retirement Benefit Plan Adjustments will not be reclassified into earnings.

23. FINANCIAL INSTRUMENTS & RISK MANAGEMENT

Risk Management Overview

Pembina has exposure to counterparty credit risk, liquidity risk, and market risk. Pembina recognizes that effective management of these risks is a critical success factor in managing organization and shareholder value.

Risk management strategies, policies, and limits ensure risks and exposures are aligned to Pembina's business strategy and risk tolerance. Pembina's Board of Directors is responsible for providing risk management oversight and oversees how management monitors compliance with the organization's risk management policies and procedures. In addition, the Board of Directors reviews the adequacy of this risk framework in relation to the risks faced by Pembina. Internal audit personnel assist the Board of Directors in its oversight role by monitoring and evaluating the effectiveness of the organization's risk management system.

Counterparty Credit Risk

Counterparty credit risk represents the financial loss Pembina may experience if a counterparty to a financial instrument or commercial agreement failed to meet its contractual obligations in accordance with the respective terms and conditions of the arrangement. Counterparty credit risk arises primarily from Pembina's cash and cash equivalents, trade receivables and other, finance lease receivables, and derivative financial instruments. The carrying amounts of these financial assets represents the maximum counterparty credit exposure, without taking into account security held.

Pembina manages counterparty credit risk through established credit management techniques. These techniques include conducting comprehensive financial and other assessments for new high exposure counterparties, regular reviews of existing counterparties to monitor a counterparty's creditworthiness, setting exposure limits, monitoring exposures against these limits, entering into master netting arrangements, and obtaining financial assurances where warranted. Pembina utilizes various sources of financial, credit and business information in assessing the creditworthiness of a counterparty. This information includes external credit ratings, where available, and in other cases, detailed financial statement analysis in order to generate an internal credit rating based on quantitative and qualitative factors. The Board of Directors has approved a counterparty exposure limit matrix which establishes the maximum exposure that can be approved for a counterparty based on debt rating. Pembina continues to closely monitor and reassess the creditworthiness of its counterparties, which has resulted in Pembina reducing or mitigating its exposure to certain counterparties where it was deemed warranted and permitted under contractual terms.

Financial assurances from counterparties may include guarantees, letters of credit, and cash. At December 31, 2023, letters of credit totaling \$124 million (2022: \$168 million) were held primarily in respect of customer trade receivables.

Pembina typically has collected its trade receivables in full and at December 31, 2023, 98 percent were current (2022: 98 percent). Management defines current as outstanding accounts receivable under 30 days past due. Pembina has a general lien, a continuing and first priority security interest in, and a secured charge on all of the shipper's petroleum products in its custody.

At December 31, the aging of past due trade and other receivables was as follows:

<i>(\$ millions)</i>	2023	2022
31-60 days past due	2	3
Greater than 61 days past due	3	—
	5	3

Pembina uses a loss allowance matrix to measure lifetime expected credit losses at initial recognition and throughout the life of the receivable. The loss allowance matrix is determined based on Pembina's historical default rates over the expected life of trade receivables, adjusted for forward-looking estimates. Management believes the unimpaired amounts that are past due by greater than 30 days are fully collectible based on historical default rates of customers and management's assessment of counterparty credit risk through established credit management techniques as discussed above.

Expected credit losses on lease receivables are determined using a probability-weighted estimate of credit losses, measured as the present value of all expected cash shortfalls, discounted at the interest rates implicit in the leases, using reasonable and supportable information about past events, current conditions, and forecasts of future economic conditions. Pembina considers the risk of default relating to lease receivables low based on Pembina's assessment of individual counterparty credit risk through established credit management techniques as discussed above.

Pembina monitors and manages its concentration of counterparty credit risk on an ongoing basis. Pembina believes these measures minimize its counterparty credit risk, but there is no certainty that they will protect it against all material losses. As part of its ongoing operations, Pembina must balance its market and counterparty credit risks when making business decisions.

Liquidity Risk

Liquidity risk is the risk Pembina will not be able to meet its financial obligations as they come due. The following are the contractual maturities of financial liabilities, including estimated interest payments.

As at December 31, 2023 (\$ millions)	Carrying Amount	Expected Cash Flows	Outstanding Balances Due by Period			
			Less Than 1 Year	1 - 3 Years	3 - 5 Years	More Than 5 Years
Trade payables and other	1,136	1,136	1,136	—	—	—
Loans and borrowings	9,903	15,027	1,010	2,443	2,238	9,336
Subordinated hybrid notes	596	804	29	57	58	660
Income tax payable	18	18	18	—	—	—
Derivative financial liabilities	40	40	26	1	—	13
Lease liabilities	644	857	102	181	152	422

Pembina manages its liquidity risk by forecasting cash flows over a 12-month rolling time period to identify financing requirements. These financing requirements are then addressed through a combination of credit facilities and through access to capital markets, if required.

Market Risk

Pembina's results are subject to movements in commodity prices, foreign exchange, and interest rates. A formal Risk Management Program, which includes policies and procedures, has been designed to mitigate these risks.

a. Commodity Price Risk

Certain of the transportation contracts or tolling arrangements with respect to Pembina's pipeline assets do not include take-or-pay commitments from crude oil and gas producers. As a result, Pembina is exposed to throughput risk with respect to those assets. A decrease in volumes transported can directly and adversely affect Pembina's revenues and earnings. The demand for, and utilization of, Pembina's pipeline assets may be impacted by factors such as changing market fundamentals, capacity bottlenecks, operational incidents, regulatory restrictions, system maintenance, weather, and increased competition. Market fundamentals, such as commodity prices and price differentials, natural gas and gasoline consumption, alternative energy sources and global market access outside of Pembina's control can impact both the supply of and demand for the commodities transported on Pembina's pipelines.

Pembina's Marketing business includes activities related to product storage, terminalling, and hub services. These activities expose Pembina to certain risks relating to fluctuations in commodity prices and, as a result, Pembina may experience volatility in revenue and net realizable value assessments of the related stored product inventory. Primarily, Pembina enters into contracts to purchase and sell crude oil, condensate, NGL, power and natural gas at floating market prices. As a result, the prices of products that are marketed by Pembina are subject to volatility due to factors such as seasonal demand changes, extreme weather conditions, market inventory levels, general economic conditions, changes in global markets and other factors. Pembina manages its risk exposure by balancing purchases and sales to secure less volatile margins. Notwithstanding Pembina's management of price and quality risk, marketing margins for commodities can vary and have varied significantly from period to period in the past. This variability could have an adverse effect on the results of Pembina's Marketing business and its overall results of operations. To mitigate this inherent variability in its Marketing business, Pembina has invested, and will continue to invest, in assets that have a fee-based revenue component.

Pembina is also exposed to potential price declines and decreasing frac spreads between the time Pembina purchases NGL feedstock and sells NGL products. Frac spread is the difference between the sale prices of NGL products and the cost of NGL sourced from natural gas and acquired at prices related to natural gas prices. Frac spreads can change significantly from period to period depending on the relationship between NGL and natural gas prices (the "frac spread ratio"), absolute commodity prices, and changes in the Canadian to U.S. dollar exchange rate. In addition to the frac spread ratio changes, there is also a differential between NGL product prices and crude oil prices, which can change margins realized for those products. These exposures could result in variability of cash flow generated by the Marketing business, which could affect the cash dividends that Pembina is able to distribute.

Pembina utilizes financial derivative instruments as part of its overall risk management strategy to assist in managing the exposure to commodity price, interest rate, cost of power, and foreign exchange risk. As an example of commodity price mitigation, Pembina actively fixes a portion of its exposure to frac spread margins through the use of derivative financial instruments. Pembina has also entered into power purchase agreements to secure cost-competitive renewable energy, fix the price for a portion of the power Pembina consumes, and reduce its emissions. Pembina's Marketing business is exposed to variability in quality, time and location differentials for various products, and financial instruments may be used to offset Pembina's exposures to these differentials.

The following table shows the impact on earnings if the underlying forward commodity prices of the derivative financial instruments increased or decreased by 15 percent, with other variables held constant.

As at December 31, 2023 (\$ millions)	15 Percent Price Increase	15 Percent Price Decrease
Crude oil ⁽¹⁾	(38)	38
Natural gas	5	(5)
NGL ⁽²⁾	(21)	21

⁽¹⁾ Includes condensate.

⁽²⁾ Includes propane and butane.

b. Foreign Exchange Risk

Certain of Pembina's cash flows, namely a portion of its commodity-related cash flows, certain cash flows from U.S.-based infrastructure assets and distributions from U.S.-based investments in equity accounted investees, are subject to currency risk, arising from the denomination of specific cash flows in U.S. dollars. Additionally, a portion of Pembina's capital expenditures and contributions or loans to Pembina's U.S.-based investments in equity accounted investees, may be denominated in U.S. dollars. Furthermore, the value of the investment in U.S. dollar denominated subsidiaries will fluctuate with changes in exchange rates when translated into Pembina's functional currency.

Pembina monitors, assesses and responds to these foreign currency risks using an active risk management program, which may include the issuance of U.S. dollar debt, and exchange of foreign currency for domestic currency at a fixed rate.

The following table shows the impact on earnings⁽¹⁾ if the underlying foreign exchange risk rate of the derivative financial instruments increased or decreased by \$0.10, with other variables held constant.

As at December 31, 2023 (\$ millions)	\$0.10 Rate Increase	\$0.10 Rate Decrease
U.S. to Canadian dollars	(17)	17

⁽¹⁾ Based on the U.S. to Canadian dollar exchange rate.

c. Interest Rate Risk

Interest bearing financial liabilities include Pembina's debt and lease liabilities. Pembina has floating interest rate debt in the form of its Credit Facilities, which subjects Pembina to interest rate risk. Pembina monitors and assesses variable interest rate risk and responds to this risk by issuing long-term debt with fixed interest rates or by entering into interest rate swaps.

Pembina's U.S. drawings on its Credit Facilities and Pembina's interest rate swaps have variable rate components that reference the USD secured overnight financing rate ("SOFR").

Pembina's Canadian dollar drawings on its Credit Facilities have variable rate components that reference the Canadian Dollar Offered Rate ("CDOR"). CDOR rates will cease to be published at the end of June 2024. CDOR is expected to be replaced by the Canadian Overnight Repo Rate Average. Pembina will continue to monitor developments and the potential impact on the business.

At the reporting date, the interest rate profile of Pembina's interest-bearing financial instruments was:

As at December 31 (\$ millions)	2023	2022
Carrying amounts of financial liability		
Fixed rate instruments ⁽¹⁾	10,365	10,507
Variable rate instruments ⁽²⁾	778	771
	11,143	11,278

⁽¹⁾ Includes lease liabilities and subordinated hybrid notes.

⁽²⁾ Includes financial derivative contracts designated as cash flow hedging instruments, fixing the interest rates on U.S. \$250 million of variable rate debt as at December 31, 2023 (2022: U.S. \$250 million).

Cash Flow Sensitivity Analysis for Variable Rate Instruments

The following table shows the impact on earnings if interest rates at the reporting date would have increased or decreased by 100 basis points, with other variables held constant.

As at December 31, 2023 (\$ millions)	100 Basis Point Increase	100 Basis Point Decrease
Variable rate instruments	(4)	4

Fair Values

The fair value of financial instruments utilizes a variety of valuation inputs. When measuring fair value, Pembina uses observable market data to the greatest extent possible. Depending on the nature of these valuation inputs, financial instruments are categorized as follows:

a. Level 1

Level 1 fair values are based on inputs that are unadjusted observable quoted prices from active markets for identical assets or liabilities as at the measurement date.

b. Level 2

Level 2 fair values are based on inputs, other than quoted market prices included in Level 1, that are either directly or indirectly observable. Level 2 fair value inputs include quoted forward market prices, time value, and broker quotes that are observable for the duration of the financial instrument's contractual term. These inputs are often adjusted for factors specific to the asset or liability, such as, location differentials and credit risk.

Financial instruments that utilize Level 2 fair valuation inputs, include derivatives arising from physical commodity forward contracts, commodity swaps and options, and forward interest rate and foreign-exchange swaps. In addition, Pembina's loans and borrowings utilize Level 2 fair valuation inputs, whereby the valuation technique is based on discounted future interest and principal payments using the current market interest rates of instruments with similar terms.

c. Level 3

Level 3 fair values utilize inputs that are not based on observable market data. Rather, various valuation techniques are used to develop inputs.

Financial instruments that utilize Level 3 fair valuation inputs include embedded derivative instruments arising from long-term power purchase agreements, whereby Pembina has purchased a proportionate interest of wind power. The fair value of these instruments is measured using a pricing and cash flow model that accounts for forward power prices, renewable wind power pricing discounts and differentials, and inflationary metrics. The rate used to discount the respective estimated cash flows is a government risk-free interest rate that is adjusted for an appropriate credit spread. The fair valuation of the embedded derivative instruments is judged to be a significant management estimate. These assumptions and inputs are susceptible to change and may differ from actual future developments. This estimation uncertainty could materially impact the quantified fair value; and therefore, the gains and losses on commodity-related derivative financial instruments.

As at December 31, 2023, a ten percent increase or decrease of wind power pricing discounts and forward power prices would increase or decrease earnings by \$80 million (2022: \$75 million) due to the resulting unrealized mark-to-market adjustment.

The carrying values of financial assets and liabilities in relation to their respective fair values, together with their appropriate fair value categorization are illustrated in the table below. Certain other non-derivative financial instruments measured at amortized cost, including cash and cash equivalents, trade receivables and other, trade payables and other, and other liabilities have been excluded since their carrying values are judged to approximate their fair values due to their nature and short maturity. These instruments would be categorized as Level 2 in the fair value hierarchy.

As at December 31 (\$ millions)	2023				2022			
	Carrying Value	Fair Value			Carrying Value	Fair Value		
		Level 1	Level 2	Level 3		Level 1	Level 2	Level 3
Financial assets carried at fair value								
Derivative financial instruments ⁽¹⁾	80	—	51	29	129	—	92	37
Financial liabilities carried at fair value								
Derivative financial instruments ⁽¹⁾	40	—	26	14	64	—	57	7
Contingent consideration ⁽²⁾	39	—	—	39	49	—	12	37
Financial liabilities carried at amortized cost								
Long-term debt ⁽³⁾	10,499	—	9,989	—	10,600	—	9,590	—

⁽¹⁾ At December 31, 2023 all derivative financial instruments are carried at fair value through earnings, except for \$18 million in interest rate derivative financial assets that have been designated as cash flow hedges.

⁽²⁾ Included in trade payables and other. Under the terms of the agreements on Pembina's investment in the Cedar LNG Project, Pembina has commitments to make additional payments on a positive final investment decision. As at December 31, 2023, Pembina has met its commitments to fund development costs and annual operating budgets.

⁽³⁾ Carrying value of current and non-current balances. Includes loans and borrowings and subordinated hybrid notes.

Changes in fair value of the derivative net assets classified as Level 3 in the fair value hierarchy were as follows:

For the year ended December 31 <i>(\$ millions)</i>	2023	2022
Level 3 derivative net asset at January 1	30	11
(Loss) gain on commodity-related derivative financial instruments included in earnings	(15)	19
Level 3 derivative net asset at December 31	15	30

There were no transfers into or out of Level 3 during the year ended December 31, 2023.

Hedge Accounting

a. Net Investment Hedges

Pembina has designated certain U.S. dollar denominated debt as a hedge of the Company's net investment in U.S. dollar denominated subsidiaries and investments in equity accounted investees. This hedging activity is in aid of Pembina's risk management strategy for foreign exchange risk. The designated debt has been assessed as having no ineffectiveness as the U.S. dollar denominated debt has an equal and opposite exposure to U.S. dollar fluctuations. The designated debt is recorded in loans and borrowings on the Consolidated Statements of Financial Position and all related gains and losses are recorded directly in other comprehensive income.

The details of the U.S. dollar denominated debt are as follows:

For the years ended December 31 <i>(\$ millions)</i>	2023	2022
Notional amount of U.S. debt designated <i>(in U.S. dollars)</i>	250	250
Carrying value of U.S. debt designated	330	337
Maturity date	2025	2025

b. Cash Flow Hedges

Pembina has designated interest rate forward swaps as hedging instruments to manage interest rate risk exposure related to Credit Facilities. The designated interest rate forward swaps are recorded in derivative financial instruments on the Consolidated Statements of Financial Position and all related gains or losses are recorded directly in other comprehensive income, with realized gains or losses reclassified to net finance costs.

The details of the interest rate forward swap derivative instruments are as follows:

For the years ended December 31 <i>(\$ millions)</i>	2023	2022
Notional amount of interest rate forward swaps	331	338
Carrying value of interest rate forward swaps	18	31
Maturity date	2025	2025

Gains and Losses on Derivative Instruments

Realized and unrealized losses (gains) on derivative instruments are as follows:

For the years ended December 31 (\$ millions)	2023	2022
Derivative instruments held at FVTPL⁽¹⁾		
Realized (gain) loss		
Commodity-related	(11)	105
Foreign exchange	15	14
Unrealized loss (gain)		
Commodity-related	32	(133)
Foreign exchange	(18)	12
Derivative instruments in hedging relationships		
Interest rate loss (gain) recorded in other comprehensive income ⁽²⁾	13	(23)

⁽¹⁾ Realized and unrealized losses or gains on commodity derivative instruments held at FVTPL are included in loss (gain) on commodity-related derivative financial instruments in the Consolidated Statements of Earnings and Comprehensive Income. Realized and unrealized losses or gains on foreign exchange derivative instruments that are not designated as hedging instruments, but rather held at FVTPL, are included in net finance costs in the Consolidated Statements of Earnings and Comprehensive Income.

⁽²⁾ Unrealized losses or gains for designated cash flow hedges are recognized in impact of hedging activities in the Consolidated Statements of Earnings and Comprehensive Income, with realized losses or gains being reclassified to net finance costs. At December 31, 2023, the movement in other comprehensive income includes a realized gain of \$16 million that was reclassified to net finance costs (2022: \$5 million realized gain) (Note 22). No losses or gains have been recognized in net income relating to discontinued cash flow hedges.

24. CAPITAL MANAGEMENT

Pembina's objective when managing capital is to ensure a strong financial position and a stable stream of dividends to shareholders that is sustainable over the long-term. Pembina manages its capital structure based on requirements arising from significant capital development activities, the risk characteristics of its underlying asset base and changes in economic conditions. Pembina manages its capital structure and short-term financing requirements using non-GAAP measures, including the ratios of debt to adjusted EBITDA, debt to total enterprise value, adjusted cash flow to debt, debt to equity, and rating agency metrics such as funds from operations to debt. The metrics are used to measure Pembina's financial leverage and measure the strength of Pembina's balance sheet. Pembina remains satisfied that the leverage currently employed in its capital structure is appropriate given the characteristics and operations of the underlying asset base.

Pembina maintains a conservative capital structure that allows it to finance its day-to-day cash requirements through its operations, without requiring external sources of capital. Pembina funds its operating commitments, short-term capital spending as well as its dividends to shareholders through this cash flow, while new borrowing and equity issuances are primarily reserved for the support of specific significant development activities. The capital structure of Pembina consists of shareholder's equity, comprised of common and preferred equity, and long-term debt. Long-term debt is comprised of bank credit facilities, unsecured notes, and subordinated hybrid notes.

Pembina is subject to certain financial covenants under its note indentures and credit agreements and is in compliance with all financial covenants as of December 31, 2023.

Note 16 of these financial statements shows the change in share capital for the year ended December 31, 2023.

25. GROUP ENTITIES

Significant Subsidiaries

As at December 31 (percentages)	Jurisdiction	Ownership Interest	
		2023	2022
Pembina Cochin LLC	Delaware U.S.	100	100
Pembina Empress NGL Partnership	Alberta	100	100
Pembina Holding Canada L.P.	Alberta	100	100
Pembina Infrastructure and Logistics L.P.	Alberta	100	100
Pembina Midstream Limited Partnership	Alberta	100	100
Pembina Oil Sands Pipeline L.P.	Alberta	100	100
Pembina Pipeline	Alberta	100	100

26. RELATED PARTIES

Pembina enters into transactions with related parties in the normal course of business and all transactions are measured at their exchange amount, unless otherwise noted. Pembina provides management and operational oversight services, on a fixed fee and cost recovery basis, to certain equity accounted investees. Pembina also contracts for services and capacity from certain of its equity accounted investees, advances funds to support operations and provides letters of credit, including financial guarantees.

A summary of the significant related party transactions and balances are as follows:

For the years ended December 31 (\$ millions)	2023	2022
Services provided ⁽¹⁾		
PGI	272	106
Aux Sable	132	104
Alliance	15	16
Cedar LNG	12	7
Veresen Midstream	—	35
Other ⁽²⁾	2	1
Total services provided	433	269
Services received		
PGI	12	11
Alliance	12	12
Other ⁽²⁾	—	3
Total services received	24	26
As at December 31 (\$ millions)	2023	2022
Advances to related parties ⁽³⁾	—	22
Trade receivables and other ⁽⁴⁾	36	42
Trade payables and other ⁽⁵⁾	1	150

⁽¹⁾ Services provided by Pembina include payments made by Pembina on behalf of related parties.

⁽²⁾ Other includes transactions with CKPC, Grand Valley, and ACG (for 2023 only). Excluded are amounts recorded on the transfer of assets and liabilities as part of the dissolution of CKPC.

⁽³⁾ During the year ended December 31, 2023, Pembina settled an advance due from Ruby for U.S. \$14 million and Fort Corp repaid advances of \$4 million.

⁽⁴⁾ As at December 31, 2023, trade receivables and other includes \$33 million due from PGI (2022: \$41 million).

⁽⁵⁾ As at December 31, 2022, trade payables and other included U.S. \$102 million related to the Ruby Settlement Agreement with Ruby, which was settled in January 2023.

Key Management Personnel and Director Compensation

Key management consists of Pembina's directors and certain key officers.

Compensation

In addition to short-term employee benefits, including salaries, director fees and short-term incentives, Pembina also provides key management personnel with share-based compensation, contributes to post employment pension plans and provides car allowances, parking and business club memberships.

Key management personnel compensation comprised:

For the years ended December 31 <i>(\$ millions)</i>	2023	2022
Short-term employee benefits	16	12
Share-based compensation and other ⁽¹⁾	13	34
Total compensation of key management	29	46

⁽¹⁾ Includes termination benefits.

Transactions

Key management personnel and directors of Pembina control less than one percent of the voting common shares of Pembina (consistent with the prior year). Certain directors and key management personnel also hold Pembina preferred shares. Dividend payments received for the common and preferred shares held are commensurate with other non-related holders of those instruments.

Certain officers are subject to employment agreements in the event of termination without just cause or change of control.

Post-Employment Benefit Plans

Pembina has significant influence over the pension plans for the benefit of their respective employees. No balance payable is outstanding at December 31, 2023 (2022: nil).

<i>(\$ millions)</i>		Transaction Value Years Ended December 31	
Post-employment benefit plan	Transaction	2023	2022
Defined benefit plan	Funding	17	15

27. COMMITMENTS AND CONTINGENCIES

Commitments

Pembina was committed for the following amounts under its contracts and arrangements as at December 31, 2023:

Contractual Obligations ⁽¹⁾ (\$ millions)	Payments Due by Period				
	Total	Less than 1 year	1 – 3 years	3 – 5 years	After 5 years
Construction commitments ⁽²⁾	707	525	182	—	—
Other commitments related to lease contracts ⁽³⁾	502	79	100	75	248
Transportation and processing ⁽⁴⁾	176	38	98	31	9
Funding commitments ⁽⁵⁾	315	289	13	13	—
Software, cloud computing and other	26	11	11	3	1
Total contractual obligations	1,726	942	404	122	258

⁽¹⁾ Pembina enters into product purchase agreements and power purchase agreements to secure supply for future operations. Purchase prices of both NGL and power are dependent on current market prices. Volumes and prices for NGL and power contracts cannot be reasonably determined, and therefore, an amount has not been included in the contractual obligations schedule. Product purchase agreements range from one to eight years and involve the purchase of NGL products from producers. Assuming product is available, Pembina has secured between 18 and 190 mbpd of NGL each year up to and including 2031. Power purchase agreements range from one to 23 years and involve the purchase of power from electrical service providers. Pembina has secured up to 75 megawatts per day each year up to and including 2046.

⁽²⁾ Excludes significant projects that are awaiting regulatory approval, projects which Pembina is not committed to construct, and projects that are executed by equity accounted investees.

⁽³⁾ Relates to expected variable lease payments excluded from the measurements of the lease liability, payments under lease contracts which have not yet commenced, and payments related to non-lease components in lessee lease contracts.

⁽⁴⁾ Take-or-pay payments for minimum volumes to be transported or processed, including \$10 million of contract transportation on the Alliance Pipeline.

⁽⁵⁾ Pembina has committed to fund the construction of an asset that will connect Pembina's assets into a third-party pipeline, as well as fund the development of an asset. At December 31, 2023, Pembina has a remaining commitment of \$229 million to Cedar LNG for pre-FID costs.

Commitments to Equity Accounted Investees

Pembina has commitments to provide contributions to certain equity accounted investees based on annual budgets approved by the joint venture partners and contractual agreements.

Contingencies

Pembina, including its subsidiaries and its investments in equity accounted investees, are subject to various legal and regulatory and tax proceedings, actions and audits arising in the normal course of business. Pembina represents its interests vigorously in all proceedings in which it is involved. Legal and administrative proceedings involving possible losses are inherently complex, and the company applies significant judgment in estimating probable outcomes. Of significance was a claim filed against Aux Sable by a counterparty to an NGL supply agreement. In the fourth quarter of 2023, the claim was settled and discontinued. Pembina contributed \$145 million to Aux Sable, representing Pembina's proportionate share of the settlement. In the third quarter of 2023, a \$58 million provision was recognized in share of profit from equity accounted investees for the claim, net of provisions recorded in prior years.

Letters of Credit

Pembina has provided letters of credit to various third parties in the normal course of conducting business. The letters of credit include financial guarantees to counterparties for product purchases and sales, transportation services, utilities, engineering and construction services. The letters of credit have not had and are not expected to have a material impact on Pembina's financial position, earnings, liquidity or capital resources. As at December 31, 2023, Pembina had \$201 million (2022: \$198 million) in letters of credit issued.

HEAD OFFICE

Pembina Pipeline Corporation
Suite 4000, 585 - 8th Avenue SW
Calgary, Alberta T2P 1G1

AUDITORS

KPMG LLP
Chartered Professional Accountants
Calgary, Alberta

TRUSTEE, REGISTRAR & TRANSFER AGENT

Computershare Trust Company of Canada
Suite 600, 530 - 8th Avenue SW
Calgary, Alberta T2P 3S8
1.800.564.6253

STOCK EXCHANGE

Pembina Pipeline Corporation

Toronto Stock Exchange listing symbols for:

COMMON SHARES PPL

PREFERRED SHARES PPL.PR.A, PPL.PR.C, PPL.PR.E, PPL.PR.G, PPL.PR.I, PPL.PR.O,
PPL.PR.Q, PPL.PR.S, PPL.PF.A, PPL.PF.B and PPL.PF.E

New York Stock Exchange listing symbol for:

COMMON SHARES PBA

INVESTOR INQUIRIES

PHONE 403.231.3156

FAX 403.237.0254

TOLL FREE 1.855.880.7404

EMAIL investor-relations@pembina.com

WEBSITE www.pembina.com





PEMBINA PIPELINE CORPORATION

ANNUAL INFORMATION FORM

For the Year Ended December 31, 2023

February 22, 2024

TABLE OF CONTENTS

	Page
GLOSSARY OF TERMS	-1-
ABBREVIATIONS AND CONVERSIONS	-17-
NON-GAAP FINANCIAL MEASURES	-18-
FORWARD-LOOKING STATEMENTS AND INFORMATION	-19-
CORPORATE STRUCTURE	-22-
GENERAL DEVELOPMENTS OF PEMBINA	-24-
DESCRIPTION OF PEMBINA'S BUSINESS AND OPERATIONS	-31-
Pembina's Purpose, Values, and Strategy	-31-
Overview of Pembina's Business	-32-
Pipelines Division	-35-
Facilities Division	-41-
Marketing & New Ventures Division	-46-
Seasonality	-49-
OTHER INFORMATION RELATING TO PEMBINA'S BUSINESS	-50-
Operating Management System	-50-
Industry Regulation	-55-
Corporate Governance	-58-
Social, Community and Indigenous Engagement	-62-
Indemnification and Insurance	-63-
Employees	-63-
Equity, Diversity and Inclusion	-64-
CANADIAN OIL AND GAS INDUSTRY	-66-
DESCRIPTION OF THE CAPITAL STRUCTURE OF PEMBINA	-69-
DIVIDENDS AND DISTRIBUTIONS	-78-
MARKET FOR SECURITIES	-80-
DIRECTORS AND OFFICERS	-82-
AUDIT COMMITTEE INFORMATION	-85-
RISK FACTORS	-88-
INTEREST OF MANAGEMENT AND OTHERS IN MATERIAL TRANSACTIONS	-109-
MATERIAL CONTRACTS	-109-
LEGAL PROCEEDINGS AND REGULATORY ACTIONS	-109-
REGISTRAR AND TRANSFER AGENT	-109-
INTERESTS OF EXPERTS	-109-
ADDITIONAL INFORMATION	-109-
APPENDIX "A" - AUDIT COMMITTEE CHARTER	-A-1-

GLOSSARY OF TERMS

Terms used in this Annual Information Form and not otherwise defined have the meanings set forth below:

"2020 Base Shelf Prospectus" means the final short form base shelf prospectus filed with the securities commissions or similar regulatory authorities in each of the provinces of Canada on December 30, 2020 allowing Pembina to offer and issue, from time to time: (i) Class A Preferred Shares, (ii) bonds, debentures, notes or other evidence of indebtedness of any kind, nature or description of the Company, and (iii) any combination of the foregoing (together with the foregoing, collectively, the **"2020 Securities"**) of up to an aggregate initial offering price of \$2,000,000,000 (or the equivalent thereof in one or more foreign currencies or composite currencies, including U.S. dollars) during the 25 month period that the 2020 Base Shelf Prospectus is valid, which 2020 Securities may be offered separately or together, in amounts, at prices and on terms to be determined based on market conditions at the time of the sale and set forth in one or more shelf prospectus supplements;

"2020 Meeting" has the meaning ascribed thereto under *"Corporate Structure – Amended By-laws"*;

"2021 Base Shelf Prospectus" means the final short form base shelf prospectus filed with the securities commissions or similar regulatory authorities in each of the provinces of Canada on November 29, 2021 allowing Pembina to offer and issue, from time to time: (i) Common Shares; (ii) Class A Preferred Shares; (iii) warrants to purchase Common Shares; (iv) bonds, debentures, notes or other evidence of indebtedness of any kind, nature or description of the Company; (v) subscription receipts of the Company; and (vi) units comprising any combination of the foregoing (together with the foregoing, collectively, the **"2021 Securities"**) of up to \$5,000,000,000 aggregate initial offering price of 2021 Securities (or the equivalent thereof in one or more foreign currencies or composite currencies, including U.S. dollars) during the 25 month period that the 2021 Base Shelf Prospectus is valid, which 2021 Securities may be offered separately or together, in amounts, at prices and on terms to be determined based on market conditions at the time of the sale and set forth in one or more shelf prospectus supplements;

"2021 MTN Prospectus" means the final short form base shelf prospectus filed with the securities commissions or similar regulatory authorities in each of the provinces of Canada on November 29, 2021 allowing Pembina to offer and issue, from time to time, Medium Term Notes of up to \$5,000,000,000 aggregate principal amount or, if offered at an original issue discount, aggregate offering price, of Medium Term Notes (or the equivalent thereof in one or more foreign currencies or composite currencies, including U.S. dollars) during the 25 month period that the 2021 MTN Prospectus is valid, which Medium Term Notes may be offered at rates of interest, prices and on terms to be determined based on market conditions at the time of the sale and set forth in one or more shelf prospectus supplement or pricing supplements;

"2023 Base Shelf Prospectus" means the final short form base shelf prospectus filed with the securities commissions or similar regulatory authorities in each of the provinces of Canada on December 13, 2023 allowing Pembina to offer and issue, from time to time: (i) Common Shares; (ii) Class A Preferred Shares; (iii) warrants to purchase Common Shares; (iv) bonds, debentures, notes or other evidence of indebtedness of any kind, nature or description of the Company; (v) subscription receipts of the Company; and (vi) units comprising any combination of the foregoing (together with the foregoing, collectively, the **"2023 Securities"**) during the 25 month period that the 2023 Base Shelf Prospectus is valid, which 2023 Securities may be offered separately or together, in amounts, at prices and on terms to be determined based on market conditions at the time of the sale and set forth in one or more shelf prospectus supplements;

"2023 MTN Prospectus" means the final short form base shelf prospectus filed with the securities commissions or similar regulatory authorities in each of the provinces of Canada on December 20, 2023 allowing Pembina to offer and issue, from time to time, Medium Term Notes during the 25 month period that the 2023 MTN Prospectus is valid, which Medium Term Notes may be offered at rates of interest, prices and on terms to be determined based on market conditions at the time of the sale and set forth in one or more shelf prospectus supplement or pricing supplements;

"ABCA" means the *Business Corporations Act* (Alberta), R.S.A. 2000, c. B-9, as amended from time to time, including the regulations promulgated thereunder;

"Advantage" has the meaning ascribed thereto under *"Directors and Officers – Directors of Pembina"*;

"AEGS" has the meaning ascribed thereto under *"Description of Pembina's Business and Operations – Pipelines Division – Assets"*;

"AEPA" means Alberta Environment and Protected Areas, a ministry of the Government of Alberta;

"**AER**" means the Alberta Energy Regulator;

"**Alberta Carbon Grid**" has the meaning ascribed thereto under "*General Developments of Pembina – Developments in 2021*";

"**Alliance Canada**" means Alliance Pipeline Limited Partnership;

"**Alliance Pipeline**" has the meaning ascribed thereto under "*Description of Pembina's Business and Operations – Pipelines Division – Assets*";

"**Alliance U.S.**" means Alliance Pipeline L.P.;

"**Alliance/Aux Sable Acquisition**" has the meaning ascribed thereto under "*General Developments of Pembina – Developments in 2023*";

"**Alliance/Aux Sable Purchase and Sale Agreement**" has the meaning ascribed thereto under "*General Developments of Pembina – Developments in 2023*";

"**Amended Federal Methane Regulations**" has the meaning ascribed thereto under "*Risk Factors – Risks Inherent in Pembina's Business – Environmental Costs and Liabilities*";

"**Anti-Corruption Laws**" means Canada's *Criminal Code* and *Corruption of Foreign Public Officials Act*, the United States *Foreign Corrupt Practices Act*, various state laws in the United States that criminalize bribery and corruption of United States Government Officials, the *U.K. Bribery Act, 2010*, the principles described in the Organisation for Economic Co-operation and Development's *Convention on Combating Bribery of Foreign Public Officials in International Business Transactions* and its Commentaries, and any local anti-bribery or anti-corruption laws applicable to Pembina;

"**AUC**" means the Alberta Utilities Commission;

"**Aux Sable**" has the meaning ascribed thereto under "*Description of Pembina's Business and Operations – Marketing & New Ventures Division – Marketing Activities*";

"**Aux Sable Canada**" has the meaning ascribed thereto under "*Description of Pembina's Business and Operations – Marketing & New Ventures Division – Marketing Activities*";

"**Aux Sable U.S.**" has the meaning ascribed thereto under "*Description of Pembina's Business and Operations – Marketing & New Ventures Division – Marketing Activities*";

"**Aux Sable U.S. LP**" has the meaning ascribed thereto under "*Description of Pembina's Business and Operations – Marketing & New Ventures Division – Marketing Activities*";

"**Base Line Terminal**" has the meaning ascribed thereto under "*Description of Pembina's Business and Operations – Pipelines Division – Assets*";

"**BCEAO**" means the British Columbia Environmental Assessment Office;

"**BCER**" means the British Columbia Energy Regulator;

"**BCUC**" means the British Columbia Utilities Commission;

"**Board**" or "**Board of Directors**" means the board of directors of Pembina from time to time;

"**Brazeau Pipeline**" has the meaning ascribed thereto under "*Description of Pembina's Business and Operations – Pipelines Division – Assets*";

"**BRFN**" has the meaning ascribed thereto under "*Risk Factors – General Risk Factors – Indigenous Land Claims and Consultation Obligations*";

"**BurSTALL**" has the meaning ascribed thereto under *"Description of Pembina's Business and Operations – Facilities Division – Assets"*;

"**Capstone**" has the meaning ascribed thereto under *"General Developments of Pembina – Developments in 2022"*;

"**CDH**" has the meaning ascribed thereto under *"Description of Pembina's Business and Operations – Pipelines Division – Assets"*;

"**CEAA**" has the meaning ascribed thereto under *"Risk Factors – Risks Inherent in Pembina's Business – Regulation and Legislation"*;

"**Cedar LNG**" means Pembina's partnership with the Haisla Nation to develop the Cedar LNG Project;

"**Cedar LNG Project**" has the meaning ascribed thereto under *"General Developments of Pembina – Developments in 2021"*;

"**CER**" means the Canada Energy Regulator;

"**CER Act**" has the meaning ascribed thereto under *"Other Information Relating to Pembina's Business – Industry Regulation – CER"*;

"**Channahon Facility**" has the meaning ascribed thereto under *"Description of Pembina's Business and Operations – Marketing & New Ventures Division – Marketing Activities"*;

"**Chinook Pathways**" has the meaning ascribed thereto under *"General Developments of Pembina – Developments in 2021"*;

"**Class A Preferred Shares**" means class A preferred shares of Pembina, issuable in series, and, where the context requires, includes the Series 1 Class A Preferred Shares, the Series 2 Class A Preferred Shares, the Series 3 Class A Preferred Shares, the Series 4 Class A Preferred Shares, the Series 5 Class A Preferred Shares, the Series 6 Class A Preferred Shares, the Series 7 Class A Preferred Shares, the Series 8 Class A Preferred Shares, the Series 9 Class A Preferred Shares, the Series 10 Class A Preferred Shares, the Series 15 Class A Preferred Shares, the Series 16 Class A Preferred Shares, the Series 17 Class A Preferred Shares, the Series 18 Class A Preferred Shares, the Series 19 Class A Preferred Shares, the Series 20 Class A Preferred Shares, the Series 21 Class A Preferred Shares, the Series 22 Class A Preferred Shares, the Series 25 Class A Preferred Shares, the Series 26 Class A Preferred Shares and the Series 2021-A Class A Preferred Shares;

"**Class B Preferred Shares**" means class B preferred shares of Pembina;

"**CO₂**" means carbon dioxide;

"**Cochin Pipeline**" has the meaning ascribed thereto under *"Description of Pembina's Business and Operations – Pipelines Division – Assets"*;

"**Common Shares**" means the common shares of Pembina;

"**Company**" or "**Pembina**" means Pembina Pipeline Corporation, an ABCA corporation, and, unless the context otherwise requires, includes its subsidiaries;

"**condensate**" means a hydrocarbon mixture consisting primarily of pentanes and heavier hydrocarbon liquids;

"**COVID-19**" means the novel coronavirus, the global outbreak of which was declared a pandemic by the World Health Organization in March 2020;

"**Crown**" has the meaning ascribed thereto under *"Risk Factors – General Risk Factors – Indigenous Land Claims and Consultation Obligations"*;

"**CRP**" means Cutbank Ridge Partnership, a partnership between Orintiv and Cutbank Dawson Gas Resources Ltd., a subsidiary of Mitsubishi Corporation;

"Cutbank Complex" has the meaning ascribed thereto under *"Description of Pembina's Business and Operations – Facilities Division – Assets"*;

"Cutbank Gas Plant" means PGI's shallow cut sweet gas processing facility located near Grande Prairie, Alberta;

"Dawson Assets" has the meaning ascribed thereto under *"Description of Pembina's Business and Operations – Facilities Division – Assets"*;

"DBRS" means DBRS Morningstar;

"deep cut" means ethane-plus extraction gas processing capabilities;

"Directive 088" has the meaning ascribed thereto under *"Other Information Relating to Pembina's Business – Industry Regulation – AER and AUC"*;

"Dividend Equivalent Payment" has the meaning ascribed thereto under *"Description of the Capital Structure of Pembina – Subscription Receipts"*;

"Drayton Valley Pipeline" has the meaning ascribed thereto under *"Description of Pembina's Business and Operations – Pipelines Division – Assets"*;

"DRIPA" has the meaning ascribed thereto under *"Risk Factors – General Risk Factors – Indigenous Land Claims and Consultation Obligations"*;

"Duvernay Complex" has the meaning ascribed thereto under *"Description of Pembina's Business and Operations – Facilities Division – Assets"*;

"Duvernay Field Hub" means PGI's 30 MMcf/d gas, 10 mbpd condensate and 5 mbpd water handling and condensate stabilization facility located near Fox Creek, Alberta;

"Duvernay I" means PGI's 92 percent interest in the Duvernay I 100 MMcf/d shallow cut gas processing facility located near Fox Creek, Alberta;

"Duvernay II" means PGI's 92 percent interest in the Duvernay II 100 MMcf/d shallow cut gas processing facility located near Fox Creek, Alberta;

"Duvernay III" means PGI's 92 percent interest in the Duvernay III 100 MMcf/d shallow cut gas processing facility located near Fox Creek, Alberta;

"Duvernay Sour Gas Treating Facilities" means PGI's sour gas sweetening system, amine regeneration and acid incineration facility located near Fox Creek, Alberta;

"EA Act" has the meaning ascribed thereto under *"Risk Factors – General Risk Factors – Indigenous Land Claims and Consultation Obligations"*;

"East NGL System" has the meaning ascribed thereto under *"Description of Pembina's Business and Operations – Facilities Division – Assets"*;

"ECCC" means Environment and Climate Change Canada, a department of the Government of Canada;

"EDI" means equity, diversity and inclusion;

"EDGAR" means the Electronic Data Gathering, Analysis and Retrieval system;

"Edmonton South Terminal" has the meaning ascribed thereto under *"Description of Pembina's Business and Operations – Pipelines Division – Assets"*;

"**Edmonton Terminals**" has the meaning ascribed thereto under "*Description of Pembina's Business and Operations – Pipelines Division – Assets*";

"**EEA**" has the meaning ascribed thereto under "*Other Information Relating to Pembina's Business – Equity, Diversity and Inclusion*";

"**EMP**" has the meaning ascribed thereto under "*Other Information Relating to Pembina's Business – Emergency Management Program*";

"**Empress**" has the meaning ascribed thereto under "*Description of Pembina's Business and Operations – Facilities Division – Assets*";

"**Empress Co-generation Facility**" has the meaning ascribed thereto under "*Description of Pembina's Business and Operations – Facilities Division – Assets*";

"**Empress Pipeline**" is an approximately 25 km pipeline of buried HVP ethane pipeline and associated riser facilities that connect the Alberta ethane market serviced by the AEGS to the Burstall ethane cavern storage facilities in Southern Saskatchewan;

"**Enbridge**" means Enbridge Inc.;

"**ENT**" has the meaning ascribed thereto under "*Description of Pembina's Business and Operations – Pipelines Division – Assets*";

"**equity accounted investees**" means Pembina's working interest in Alliance Pipeline, Aux Sable, NRGreen, Ruby Pipeline (prior to the completion of the Ruby Subsidiary Plan), PGI, Grand Valley I Limited Partnership, Fort Corp, the Alberta Carbon Grid and Cedar LNG;

"**Escrow Release Condition**" means the parties to the Alliance/Aux Sable Purchase and Sale Agreement are able to complete the Alliance/Aux Sable Acquisition in all material respects in accordance with the terms of the Alliance/Aux Sable Purchase and Sale Agreement, without amendment or waiver materially adverse to Pembina, unless the consent of the lead underwriters for the Subscription Receipt Offering is given to such amendment or waiver (such consent not to be unreasonably withheld, conditioned or delayed) but for the payment of the purchase price for the Alliance/Aux Sable Acquisition, and Pembina has available to it all other funds required to complete the Alliance/Aux Sable Acquisition; provided that the Escrow Release Condition may, if the foregoing conditions are met, at the election of Pembina, occur up to seven (7) business days prior to the scheduled closing date of the Alliance/Aux Sable Acquisition;

"**Escrow Release Notice and Direction**" means the notice to be provided to the Subscription Receipt Agent, executed by Pembina and the lead underwriters for the Subscription Receipt Offering, certifying that the Escrow Release Condition has been satisfied;

"**Escrowed Funds**" has the meaning ascribed thereto under "*Description of the Capital Structure of Pembina – Subscription Receipts*";

"**ESG**" means environmental, social and governance, the three central factors in measuring the sustainability and societal impact of a company;

"**ESSC**" has the meaning ascribed thereto under "*Other Information Relating to Pembina's Business – Security Management Program*";

"**Federal Methane Regulations**" has the meaning ascribed thereto under "*Risk Factors – Risks Inherent in Pembina's Business – Environmental Costs and Liabilities*";

"**FERC**" means the United States Federal Energy Regulatory Commission;

"**Financial Statements**" means Pembina's audited consolidated financial statements for the period ended December 31, 2023;

"**Five Year Government of Canada Yield**" has the meaning ascribed thereto under "*Description of the Capital Structure of Pembina – Subordinated Notes, Series 1 – Interest and Maturity*";

"**Form 40-F**" means Pembina's annual report on Form 40-F for the fiscal year ended December 31, 2023 filed with the SEC;

"**Fort Corp**" means, collectively, Fort Saskatchewan Ethylene Storage Corporation and Fort Saskatchewan Ethylene Storage Limited Partnership;

"**Fox Creek**" refers to the Peace Pipeline pump station and terminal located near Fox Creek, Alberta;

"**frac spread ratio**" has the meaning ascribed thereto under "*Risk Factors – Risks Inherent in Pembina's Business – Commodity Price Risk*";

"**Fund**" has the meaning ascribed thereto under "*Corporate Structure – Name, Address and Formation*";

"**GAAP**" means Canadian generally accepted accounting principles, which are within the framework of IFRS;

"**GGPPA**" has the meaning ascribed thereto under "*Other Information Relating to Pembina's Business – Industry Regulation – ECCC*";

"**GHG**" means greenhouse gas;

"**Gordondale**" refers to the Peace Pipeline pump station and terminal located near Gordondale, Alberta;

"**Government Officials**" (foreign or domestic) include: Government ministers and their staff; members of legislative bodies or other elected officials; judges and ambassadors; officials or employees of government departments and agencies, regardless of rank or position; any employee of any branch of government at any level: federal, state, or local; customs, immigration, tax, and police personnel; an officer or employee of any state-owned or state-controlled company, including Crown corporations; persons employed by a board, commission, or other body or authority that is established to perform a duty or function on behalf of a foreign state; Indigenous government officials; political parties, party officials, and candidates for political office; and employees of public international organizations, such as the United Nations or World Bank;

"**Grand Valley**" has the meaning ascribed thereto under "*Description of Pembina's Business and Operations – Pipelines Division – Assets*";

"**HOP**" has the meaning ascribed thereto under "*Description of Pembina's Business and Operations – Marketing & New Ventures Division – Marketing Activities*";

"**Horizon Pipeline**" has the meaning ascribed thereto under "*Description of Pembina's Business and Operations – Pipelines Division – Assets*";

"**Horizon Project**" means the Horizon Oil Sands Project located approximately 70 km north of Fort McMurray, Alberta;

"**HSE**" has the meaning ascribed thereto under "*Other Information Relating to Pembina's Business – Corporate Governance – Corporate Governance Policies*";

"**HVP**" means high vapour pressure;

"**Hythe Developments**" has the meaning ascribed thereto under "*General Developments of Pembina – Developments in 2021*";

"**Hythe Gas Plant**" means PGI's sweet and sour gas processing facility located near Grande Prairie, Alberta;

"**IAAC**" means the Impact Assessment Agency of Canada;

"**IAA**" has the meaning ascribed thereto under "*Risk Factors – Risks Inherent in Pembina's Business – Regulation and Legislation*";

"ICA" means the *Interstate Commerce Act of 1887* (United States);

"IFRS" means the International Financial Reporting Standards, as issued by the International Accounting Standards Board;

"Imperial" means Imperial Oil Limited;

"Inter Pipeline" means Inter Pipeline Ltd.;

"Jet Fuel Pipeline" has the meaning ascribed thereto under "*Description of Pembina's Business and Operations – Pipelines Division – Assets*";

"Jordan Cove" means the previously proposed development, construction and operation of an LNG production and export facility and related infrastructure on the west coast of the U.S. Pembina notified FERC of its decision to not proceed with the project on December 1, 2021;

"K3 Cogeneration Facility" has the meaning ascribed thereto under "*Description of Pembina's Business and Operations – Facilities Division – Assets*";

"K3 Plant" has the meaning ascribed thereto under "*Description of Pembina's Business and Operations – Facilities Division – Assets*";

"KA Plant" has the meaning ascribed thereto under "*Description of Pembina's Business and Operations – Facilities Division – Assets*";

"Kakwa" refers to the Peace Pipeline pump station and terminal located west of the Kakwa River Deep Cut Plant;

"Kakwa 1-35 Gas Plant" means PGI's 100 percent interest in the shallow cut sweet gas processing facility located near Grande Prairie, Alberta;

"Kakwa River Deep Cut Plant" has the meaning ascribed thereto under "*Description of Pembina's Business and Operations – Facilities Division – Assets*";

"Kakwa River Shallow Cut Plant" means PGI's shallow cut sweet gas processing facility located near Grande Prairie, Alberta;

"KAPS" has the meaning ascribed thereto under "*General Developments of Pembina – Developments in 2022*";

"KAPS Divestiture" has the meaning ascribed thereto under "*General Developments of Pembina – Developments in 2022*";

"Keyera" means Keyera Corporation;

"Kinder Acquisition" means, collectively, the Kinder Morgan Canada Acquisition and Pembina's acquisition of the Cochin Pipeline system from Kinder Morgan, Inc. for a total purchase price of approximately \$4.3 billion, which closed on December 16, 2019;

"Kinder Morgan Canada Acquisition" means Pembina's acquisition of KML, which closed on December 16, 2019;

"KKR" means KKR & Co, Inc.;

"KML" means PKM Canada Limited, formerly Kinder Morgan Canada Limited;

"KML Series 1 Preferred Shares" means the cumulative redeemable minimum rate reset preferred shares, series 1 in the capital of KML;

"KML Series 2 Preferred Shares" means the cumulative redeemable floating rate preferred shares, series 2 in the capital of KML, which were issuable on conversion of the KML Series 1 Preferred Shares;

"KML Series 3 Preferred Shares" means the cumulative redeemable minimum rate reset preferred shares, series 3 in the capital of KML;

"**KML Series 4 Preferred Shares**" means the cumulative redeemable floating rate preferred shares, series 4 in the capital of KML, which were issuable on conversion of the KML Series 3 Preferred Shares;

"**KUFPEC**" means Kuwait Foreign Petroleum Exploration Company;

"**La Glace**" refers to the Peace Pipeline pump station and terminal located near La Glace, Alberta;

"**LGS**" has the meaning ascribed thereto under "*Description of Pembina's Business and Operations – Pipelines Division – Assets*";

"**MD&A**" means the management's discussion and analysis of the financial and operating results of Pembina dated February 22, 2024, for the year ended December 31, 2023, an electronic copy of which is available on Pembina's profile on the SEDAR+ website at www.sedarplus.ca, in Pembina's annual report on Form 40-F filed on the EDGAR website at www.sec.gov, or at www.pembina.com;

"**Medium Term Notes**" means, collectively, the Medium Term Notes, Series 3, the Medium Term Notes, Series 4, the Medium Term Notes, Series 5, the Medium Term Notes, Series 6, the Medium Term Notes, Series 7, the Medium Term Notes, Series 9, the Medium Term Notes, Series 10, the Medium Term Notes, Series 11, the Medium Term Notes, Series 12, the Medium Term Notes, Series 13, the Medium Term Notes, Series 15, the Medium Term Notes, Series 16, the Medium Term Notes, Series 17, the Medium Term Notes, Series 18, the Medium Term Notes, Series 19, the Medium Term Notes, Series 20, the Medium Term Notes, Series 21 and the Medium Term Notes, Series 22;

"**Medium Term Notes, Series 3**" means, collectively, the \$200 million, \$150 million and \$100 million aggregate principal amount of medium term notes of Pembina issued April 30, 2013, February 2, 2015 and June 16, 2015, respectively. See "*Description of the Capital Structure of Pembina – Medium Term Notes*";

"**Medium Term Notes, Series 4**" means the \$600 million aggregate principal amount of medium term notes of Pembina issued April 4, 2014. See "*Description of the Capital Structure of Pembina – Medium Term Notes*";

"**Medium Term Notes, Series 5**" means, collectively, the \$450 million and \$100 million aggregate principal amount of medium term notes of Pembina issued February 2, 2015 and June 22, 2023, respectively. See "*Description of the Capital Structure of Pembina – Medium Term Notes*";

"**Medium Term Notes, Series 6**" means, collectively, the \$500 million and \$100 million aggregate principal amount of medium term notes of Pembina issued June 16, 2015 and June 22, 2023, respectively. See "*Description of the Capital Structure of Pembina – Medium Term Notes*";

"**Medium Term Notes, Series 7**" means, collectively, the \$500 million and \$100 million aggregate principal amount of medium term notes of Pembina issued August 11, 2016 and May 28, 2020, respectively. See "*Description of the Capital Structure of Pembina – Medium Term Notes*";

"**Medium Term Notes, Series 9**" means, collectively, the \$300 million and \$250 million aggregate principal amount of medium term notes of Pembina issued January 20, 2017 and August 16, 2017, respectively. See "*Description of the Capital Structure of Pembina – Medium Term Notes*";

"**Medium Term Notes, Series 10**" means, collectively, the \$400 million and \$250 million aggregate principal amount of medium term notes of Pembina issued March 26, 2018 and January 10, 2020, respectively. See "*Description of the Capital Structure of Pembina – Medium Term Notes*";

"**Medium Term Notes, Series 11**" means, collectively, the \$300 million and \$500 million aggregate principal amount of medium term notes of Pembina issued March 26, 2018 and January 10, 2020, respectively. See "*Description of the Capital Structure of Pembina – Medium Term Notes*";

"**Medium Term Notes, Series 12**" means, collectively, the \$400 million and \$250 million aggregate principal amount of medium term notes of Pembina issued April 3, 2019 and January 10, 2020, respectively. See "*Description of the Capital Structure of Pembina – Medium Term Notes*";

"Medium Term Notes, Series 13" means, collectively, the \$400 million and \$300 million aggregate principal amount of medium term notes of Pembina issued April 3, 2019 and September 12, 2019, respectively. See *"Description of the Capital Structure of Pembina – Medium Term Notes"*;

"Medium Term Notes, Series 15" means the \$600 million aggregate principal amount of medium term notes of Pembina issued September 12, 2019. See *"Description of the Capital Structure of Pembina – Medium Term Notes"*;

"Medium Term Notes, Series 16" means the \$400 million aggregate principal amount of medium term notes of Pembina issued May 28, 2020. See *"Description of the Capital Structure of Pembina – Medium Term Notes"*;

"Medium Term Notes, Series 17" means the \$500 million aggregate principal amount of medium term notes of Pembina issued on December 10, 2021. See *"Description of the Capital Structure of Pembina – Medium Term Notes"*;

"Medium Term Notes, Series 18" means the \$500 million aggregate principal amount of medium term notes of Pembina issued on December 10, 2021. See *"Description of the Capital Structure of Pembina – Medium Term Notes"*;

"Medium Term Notes, Series 19" means the \$300 million aggregate principal amount of medium term notes of Pembina issued on June 22, 2023. See *"Description of the Capital Structure of Pembina – Medium Term Notes"*;

"Medium Term Notes, Series 20" means the \$600 million aggregate principal amount of medium term notes of Pembina issued on January 12, 2024. See *"Description of the Capital Structure of Pembina – Medium Term Notes"*;

"Medium Term Notes, Series 21" means the \$600 million aggregate principal amount of medium term notes of Pembina issued on January 12, 2024. See *"Description of the Capital Structure of Pembina – Medium Term Notes"*;

"Medium Term Notes, Series 22" means the \$600 million aggregate principal amount of medium term notes of Pembina issued on January 12, 2024. See *"Description of the Capital Structure of Pembina – Medium Term Notes"*;

"Musreau I" means the Musreau A, Musreau C and Musreau D trains, shallow cut sweet gas processing facility, owned 100 percent by PGI, and PGI's 50 percent interest in the Musreau B train, located near Grande Prairie, Alberta;

"Musreau II" means PGI's 100 MMcf/d shallow cut sweet gas processing plant and associated NGL and gas gathering pipelines near Musreau I;

"Musreau III" means PGI's 100 MMcf/d shallow cut sweet gas processing facility near Musreau I and II;

"Musreau Deep Cut" means the 205 MMcf/d NGL extraction facility and related approximately 10 km NGL sales pipeline connected to the Peace Pipeline and located at the Musreau I facility;

"Namao" refers to the Peace Pipeline interconnect junction located near Namao, Alberta;

"NCIB" has the meaning ascribed thereto under *"General Developments of Pembina – Developments in 2021"*;

"NEBC Montney Infrastructure" includes an area production connection to Pembina's Birch terminal as well as upgrades to the terminal including additional storage and pump stations and minor site modifications to support additional volumes on the NEBC Pipeline and Pembina's downstream pipelines;

"NEBC MPS Expansion" has the meaning ascribed thereto under *"Description of Pembina's Business and Operations – Pipelines Division – Assets"*;

"NEBC Pipeline" has the meaning ascribed thereto under *"Description of Pembina's Business and Operations – Pipelines Division – Assets"*;

"Net-Zero Act" has the meaning ascribed thereto under *"Risk Factors – Risks Inherent in Pembina's Business – Environmental Costs and Liabilities"*;

"NGA" means the *Natural Gas Act of 1938* (United States);

"NGL" means natural gas liquids, including ethane, propane, butane and condensate;

"Nipisi Pipeline" has the meaning ascribed thereto under "*Description of Pembina's Business and Operations – Pipelines Division – Assets*";

"North 40 Terminal" has the meaning ascribed thereto under "*Description of Pembina's Business and Operations – Pipelines Division – Assets*";

"Northern Pipeline" has the meaning ascribed thereto under "*Description of Pembina's Business and Operations – Pipelines Division – Assets*";

"Northwest Pipeline" means the pipeline system and related facilities delivering crude oil from northeastern British Columbia to Boundary Lake, Alberta;

"NRGreen" means NRGreen Power Limited Partnership;

"NYSE" means the New York Stock Exchange;

"OMS" has the meaning ascribed thereto under "*Other Information Relating to Pembina's Business – Operating Management System*";

"OPEC" means the Organization of the Petroleum Exporting Countries;

"Option Plan" means the stock option plan of Pembina approved by the Shareholders on May 26, 2011, as amended effective November 30, 2016, February 26, 2020 and August 4, 2022;

"Outside Date" means October 1, 2024;

"Over-Allotment Option" has the meaning ascribed thereto under "*General Developments of Pembina – Developments in 2023*";

"Ovintiv" means Ovintiv Inc.;

"Palermo Conditioning Plant" has the meaning ascribed thereto under "*Description of Pembina's Business and Operations – Marketing & New Ventures Division – Marketing Activities*";

"Parallel" has the meaning ascribed thereto under "*Directors and Officers – Directors of Pembina*";

"Patterson Creek" has the meaning ascribed thereto under "*Description of Pembina's Business and Operations – Facilities Division – Assets*";

"Peace Pipeline" has the meaning ascribed thereto under "*Description of Pembina's Business and Operations – Pipelines Division – Assets*";

"PG&E" has the meaning ascribed thereto under "*Directors and Officers – Executive Officers of Pembina*";

"PGI" means Pembina Gas Infrastructure Inc.;

"PGI Transaction" has the meaning ascribed thereto under "*General Developments of Pembina – Developments in 2022*";

"Phase VII Expansion" has the meaning ascribed thereto under "*General Developments of Pembina – Developments in 2021*";

"Phase VIII Expansion" has the meaning ascribed thereto under "*Description of Pembina's Business and Operations – Pipelines Division – Assets*";

"Phase IX Expansion" has the meaning ascribed thereto under "*General Developments of Pembina – Developments in 2021*";

"PHMSA" means the U.S. Pipeline and Hazardous Materials Safety Administration;

"**PIC**" means Petrochemical Industries Company K.S.C., a subsidiary of the Kuwait Petroleum Corporation, a company owned by the State of Kuwait;

"**Plains**" has the meaning ascribed thereto under "*General Developments of Pembina – Developments in 2022*";

"**Plan**" has the meaning ascribed thereto under "*Description of the Capital Structure of Pembina – Common Shares*";

"**PMM**" has the meaning ascribed thereto under "*Other Information Relating to Pembina's Business – Operating Management System – Operations and Maintenance Program*";

"**Pouce Coupé Pipeline**" means the pipeline system and related facilities delivering sweet crude oil and HVP hydrocarbon products from Dawson Creek, British Columbia to Pouce Coupé, Alberta;

"**Prairie Rose Pipeline**" has the meaning ascribed thereto under "*Description of Pembina's Business and Operations – Marketing & New Ventures Division – Marketing Activities*";

"**Previous Revolving Credit Facility**" has the meaning ascribed thereto under "*General Developments of Pembina – Developments in 2022*";

"**Prince Rupert Terminal**" has the meaning ascribed thereto under "*Description of Pembina's Business and Operations – Facilities Division – Assets*";

"**rate base**" means the amount of investment on which a return is authorized to be earned, which typically includes net plant in service plus an allowance for working capital;

"**Redemption Amount**" has the meaning ascribed thereto under "*Description of the Capital Structure of Pembina – Class B Preferred Shares*";

"**Redwater Complex**" has the meaning ascribed thereto under "*Description of Pembina's Business and Operations – Facilities Division – Assets*";

"**Resthaven Facility**" has the meaning ascribed thereto under "*Description of Pembina's Business and Operations – Facilities Division – Assets*";

"**Revolving Credit Facility**" has the meaning ascribed thereto under "*Description of the Capital Structure of Pembina – Credit Facilities*";

"**RFS I**" has the meaning ascribed thereto under "*Description of Pembina's Business and Operations – Facilities Division – Assets*";

"**RFS II**" has the meaning ascribed thereto under "*Description of Pembina's Business and Operations – Facilities Division – Assets*";

"**RFS III**" has the meaning ascribed thereto under "*Description of Pembina's Business and Operations – Facilities Division – Assets*";

"**RFS IV**" has the meaning ascribed thereto under "*Description of Pembina's Business and Operations – Facilities Division – Assets*";

"**rich gas**" means natural gas with relatively high NGL content including ethane, propane, butane and condensate;

"**Ruby Pipeline**" means the natural gas transmission system delivering natural gas production from the Rockies basin owned by the Ruby Subsidiary, which was previously owned equally by each of Pembina and Kinder Morgan, Inc.;

"**Ruby Settlement Agreement**" has the meaning ascribed thereto under "*General Developments of Pembina – Developments in 2022*";

"**Ruby Subsidiary**" has the meaning ascribed thereto under "*General Developments of Pembina – Developments in 2022*";

"Ruby Subsidiary Bankruptcy" means the voluntary petition for relief filed by the Ruby Subsidiary on March 31, 2022 under Chapter 11 of the United States Bankruptcy Code in the United States Bankruptcy Court for the District of Delaware;

"Ruby Subsidiary Plan" means the Ruby Subsidiary's Chapter 11 plan of reorganization, which was approved by the United States Bankruptcy Court for the District of Delaware in January 2023;

"SACC" has the meaning ascribed thereto under *"Risk Factors – Risk Inherent to Pembina's Business – Regulation and Legislation"*;

"S&P" means S&P Global Ratings, a division of The McGraw-Hill Companies;

"Saturn I" means PGI's deep cut NGL extraction facility located in the Berland area of Alberta with 220 MMcf/d of extraction capacity;

"Saturn II" means PGI's second deep cut NGL extraction facility in the Berland area, a twin of Saturn I;

"Saturn Complex" has the meaning ascribed thereto under *"Description of Pembina's Business and Operations – Facilities Division – Assets"*;

"Saturn Gas Plant" means PGI's sweet gas processing facility located near Dawson Creek, British Columbia;

"SCADA" has the meaning ascribed thereto under *"Other Information Relating to Pembina's Business – Operating Management System – Operations and Maintenance Program"*;

"SEC" means the United States Securities and Exchange Commission;

"SEDAR+" means the System for Electronic Document Analysis and Retrieval+;

"Senior Note Indenture" means the indenture dated March 29, 2011 between Pembina and Computershare Trust Company of Canada, as further supplemented by the second supplemental note indenture dated October 24, 2014, and as further supplemented by the third supplemental indenture dated April 4, 2018 providing for the issuance of the Medium Term Notes. Certain subsidiaries of Pembina are also party to the Senior Note Indenture as former guarantors thereunder;

"Septimus Pipeline" has the meaning ascribed thereto under *"Description of Pembina's Business and Operations – Marketing & New Ventures Division – Marketing Activities"*;

"Series 1 Class A Preferred Shares" means the cumulative redeemable rate reset Class A Preferred Shares, series 1 of Pembina, issued July 26, 2013. See *"Description of the Capital Structure of Pembina – Class A Preferred Shares"*;

"Series 2 Class A Preferred Shares" means the cumulative redeemable floating rate Class A Preferred Shares, series 2 of Pembina, issuable on conversion of the Series 1 Class A Preferred Shares. See *"Description of the Capital Structure of Pembina – Class A Preferred Shares"*;

"Series 3 Class A Preferred Shares" means the cumulative redeemable rate reset Class A Preferred Shares, series 3 of Pembina, issued October 2, 2013. See *"Description of the Capital Structure of Pembina – Class A Preferred Shares"*;

"Series 4 Class A Preferred Shares" means the cumulative redeemable floating rate Class A Preferred Shares, series 4 of Pembina, issuable on conversion of the Series 3 Class A Preferred Shares. See *"Description of the Capital Structure of Pembina – Class A Preferred Shares"*;

"Series 5 Class A Preferred Shares" means the cumulative redeemable rate reset Class A Preferred Shares, series 5 of Pembina, issued January 16, 2014. See *"Description of the Capital Structure of Pembina – Class A Preferred Shares"*;

"Series 6 Class A Preferred Shares" means the cumulative redeemable floating rate Class A Preferred Shares, series 6 of Pembina, issuable on conversion of the Series 5 Class A Preferred Shares. See *"Description of the Capital Structure of Pembina – Class A Preferred Shares"*;

"Series 7 Class A Preferred Shares" means the cumulative redeemable rate reset Class A Preferred Shares, series 7 of Pembina, issued September 11, 2014. See "*Description of the Capital Structure of Pembina – Class A Preferred Shares*";

"Series 8 Class A Preferred Shares" means the cumulative redeemable floating rate Class A Preferred Shares, series 8 of Pembina, issuable on conversion of the Series 7 Class A Preferred Shares. See "*Description of the Capital Structure of Pembina – Class A Preferred Shares*";

"Series 9 Class A Preferred Shares" means the cumulative redeemable rate reset Class A Preferred Shares, series 9 of Pembina, issued April 10, 2015. See "*Description of the Capital Structure of Pembina – Class A Preferred Shares*";

"Series 10 Class A Preferred Shares" means the cumulative redeemable floating rate Class A Preferred Shares, series 10 of Pembina, issuable on conversion of the Series 9 Class A Preferred Shares. See "*Description of the Capital Structure of Pembina – Class A Preferred Shares*";

"Series 11 Class A Preferred Shares" means the cumulative redeemable minimum rate reset Class A Preferred Shares, series 11 of Pembina, issued January 15, 2016 and redeemed on March 1, 2021. See "*Description of the Capital Structure of Pembina – Class A Preferred Shares*";

"Series 13 Class A Preferred Shares" means the cumulative redeemable minimum rate reset Class A Preferred Shares, series 13 of Pembina, issued April 27, 2016 and redeemed on June 1, 2021. See "*Description of the Capital Structure of Pembina – Class A Preferred Shares*";

"Series 15 Class A Preferred Shares" means the cumulative redeemable rate reset Class A Preferred Shares, series 15 of Pembina, issued in exchange for the Veresen Series A Preferred Shares on October 2, 2017. See "*Description of the Capital Structure of Pembina – Class A Preferred Shares*";

"Series 16 Class A Preferred Shares" means the cumulative redeemable floating rate Class A Preferred Shares, series 16 of Pembina, issuable on conversion of the Series 15 Class A Preferred Shares. See "*Description of the Capital Structure of Pembina – Class A Preferred Shares*";

"Series 17 Class A Preferred Shares" means the cumulative redeemable rate reset Class A Preferred Shares, series 17 of Pembina, issued in exchange for the Veresen Series C Preferred Shares on October 2, 2017. See "*Description of the Capital Structure of Pembina – Class A Preferred Shares*";

"Series 18 Class A Preferred Shares" means the cumulative redeemable floating rate Class A Preferred Shares, series 18 of Pembina, issuable on conversion of the Series 17 Class A Preferred Shares. See "*Description of the Capital Structure of Pembina – Class A Preferred Shares*";

"Series 19 Class A Preferred Shares" means the cumulative redeemable rate reset Class A Preferred Shares, series 19 of Pembina, issued in exchange for the Veresen Series E Preferred Shares on October 2, 2017. See "*Description of the Capital Structure of Pembina – Class A Preferred Shares*";

"Series 20 Class A Preferred Shares" means the cumulative redeemable floating rate Class A Preferred Shares, series 20 of Pembina, issuable on conversion of the Series 19 Class A Preferred Shares. See "*Description of the Capital Structure of Pembina – Class A Preferred Shares*";

"Series 21 Class A Preferred Shares" means the cumulative redeemable minimum rate reset Class A Preferred Shares, series 21 of Pembina, issued December 7, 2017 and issuable on conversion of the Series 22 Class A Preferred Shares. See "*Description of the Capital Structure of Pembina – Class A Preferred Shares*";

"Series 22 Class A Preferred Shares" means the cumulative redeemable floating rate Class A Preferred Shares, series 22 of Pembina, issued March 1, 2023 and issuable on conversion of the Series 21 Class A Preferred Shares. See "*Description of the Capital Structure of Pembina – Class A Preferred Shares*";

"Series 23 Class A Preferred Shares" means the cumulative redeemable minimum rate reset Class A Preferred Shares, series 23 of Pembina, issued in exchange for the KML Series 1 Preferred Shares on December 16, 2019 and redeemed on November 15, 2022. See "*Description of the Capital Structure of Pembina – Class A Preferred Shares*";

"**Series 24 Class A Preferred Shares**" means the cumulative redeemable floating rate Class A Preferred Shares, series 24 of Pembina, which were issuable on conversion of the Series 23 Class A Preferred Shares prior to their redemption on November 15, 2022. See "*Description of the Capital Structure of Pembina – Class A Preferred Shares*";

"**Series 25 Class A Preferred Shares**" means the cumulative redeemable minimum rate reset Class A Preferred Shares, series 25 of Pembina, issued in exchange for the KML Series 3 Preferred Shares on December 16, 2019. See "*Description of the Capital Structure of Pembina – Class A Preferred Shares*";

"**Series 26 Class A Preferred Shares**" means the cumulative redeemable floating rate Class A Preferred Shares, series 26 of Pembina, issuable on conversion of the Series 25 Class A Preferred Shares. See "*Description of the Capital Structure of Pembina – Class A Preferred Shares*";

"**Series 2021-A Class A Preferred Shares**" means the cumulative redeemable fixed-to-fixed rate Class A Preferred Shares, Series 2021-A. See "*Description of the Capital Structure of Pembina – Class A Preferred Shares*";

"**shallow cut**" means sweet gas processing with propane and/or condensate-plus extraction capabilities;

"**Shareholders**" means the holders of Common Shares;

"**SLL Credit Facility**" has the meaning ascribed thereto under "*Description of the Capital Structure of Pembina – Credit Facilities*";

"**SMP**" has the meaning ascribed thereto under "*Other Information Relating to Pembina's Business – Security Management Program*";

"**Steeprock Gas Plant**" means PGI's sour gas processing facility located near Grande Prairie, Alberta;

"**Sturgeon Refinery**" means the crude oil upgrader, built and operated by North West Redwater Partnership in Sturgeon County, Alberta;

"**Subordinated Note Indenture**" means the indenture dated January 25, 2021 between Pembina and Computershare Trust Company of Canada;

"**Subordinated Notes, Series 1**" has the meaning ascribed thereto under "*General Developments of Pembina – Developments in 2021*";

"**Subscription Receipts**" has the meaning ascribed thereto under "*Description of the Capital Structure of Pembina – Subscription Receipts*";

"**Subscription Receipt Agent**" has the meaning ascribed thereto under "*Description of the Capital Structure of Pembina – Subscription Receipts*";

"**Subscription Receipt Agreement**" means the subscription receipt agreement dated December 19, 2023 among Pembina, TD Securities Inc., RBC Dominion Securities Inc., Scotia Capital Inc., on their own behalf and on behalf of the other underwriters for the Subscription Receipt Offering, and the Subscription Receipt Agent;

"**Subscription Receipt Offering**" has the meaning ascribed thereto under "*General Developments of Pembina – Developments in 2023*";

"**Sunrise Gas Plant**" means PGI's sweet gas processing facility located near Dawson Creek, British Columbia;

"**Swan Hills Pipeline**" has the meaning ascribed thereto under "*Description of Pembina's Business and Operations – Pipelines Division – Assets*";

"**Syncrude Pipeline**" has the meaning ascribed thereto under "*Description of Pembina's Business and Operations – Pipelines Division – Assets*";

"**Syncrude Project**" means the joint venture that was formed for the recovery of oil sands, crude bitumen or products derived from the Athabasca oil sands, located near Fort McMurray, Alberta;

"**take-or-pay**" has the meaning ascribed thereto under "*Description of Pembina's Business and Operations – Pipelines Division – Customers and Commercial Structure*";

"**Taylor to Belloy Pipeline**" means the pipeline and related facilities delivering NGL from Taylor, British Columbia to Belloy, Alberta;

"**Taylor to Boundary Lake Pipeline**" means the pipeline and related facilities delivering HVP hydrocarbon products from Taylor, British Columbia to Boundary Lake, Alberta;

"**TC Energy**" means TC Energy Corporation;

"**Termination Date**" means the date on which the Termination Time occurs;

"**Termination Event**" means the occurrence of (i) 5:00 p.m. (Calgary time) on the Outside Date, if (a) the Escrow Release Notice and Direction is not delivered to the Subscription Receipt Agent prior to such time, or (b) an Escrow Release Notice and Direction has been delivered to the Subscription Receipt Agent prior to such time, but the Escrowed Funds are subsequently returned to the Subscription Receipt Agent and no further Escrow Release Notice and Direction is delivered to the Subscription Receipt Agent prior to such time; (ii) the Alliance/Aux Sable Purchase and Sale Agreement is terminated; (iii) Pembina gives notice to the lead underwriters for the Subscription Receipt Offering that it does not intend to proceed with the Alliance/Aux Sable Acquisition; or (iv) Pembina announces to the public that it does not intend to proceed with the Alliance/Aux Sable Acquisition;

"**Termination Payment**" means an amount per Subscription Receipt equal to the offering price in respect of such Subscription Receipt, being \$42.85, plus (a) if a Dividend Equivalent Payment has been paid or is payable in respect of the Subscription Receipts at any time following December 19, 2023, any unpaid Dividend Equivalent Payment owing to such holder, or (b) if no Dividend Equivalent Payment has been paid or is payable in respect of the Subscription Receipts at any time following December 19, 2023, such holder's proportionate share of any interest and other income received or credited on the investment of the Escrowed Funds between December 19, 2023 and the Termination Date, in each case net of any applicable withholding taxes;

"**Termination Time**" means the time of the earliest Termination Event to occur;

"**throughput**" means volume of product delivered through a pipeline or terminal;

"**TIER**" has the meaning ascribed thereto under "*Risk Factors – Risks Inherent in Pembina's Business – Environmental Costs and Liabilities*";

"**TMQ**" has the meaning ascribed thereto under "*Other Information Relating to Pembina's Business – Operating Management System – Operations and Maintenance Program*";

"**Tower Gas Plant**" means PGI's sweet gas processing facility located near Dawson Creek, British Columbia;

"**TSX**" means the Toronto Stock Exchange;

"**UNDRIP**" has the meaning ascribed thereto under "*Risk Factors – General Risk Factors – Indigenous Land Claims and Consultation Obligations*";

"**Valleyview**" refers to the Peace Pipeline pump station and terminal located near Valleyview, Alberta;

"**Vancouver Wharves**" has the meaning ascribed thereto under "*Description of Pembina's Business and Operations – Facilities Division – Assets*";

"**Vantage Pipeline**" has the meaning ascribed thereto under "*Description of Pembina's Business and Operations – Pipelines Division – Assets*";

"**Veresen**" means Veresen Inc.;

"Veresen Acquisition" means the acquisition of Veresen, pursuant to which Pembina acquired all of the issued and outstanding common shares of Veresen and Veresen Preferred Shares, by way of a plan of arrangement under the ABCA, in accordance with the terms and conditions of an arrangement agreement dated May 1, 2017 between Pembina and Veresen;

"Veresen Midstream" means, collectively, Veresen Midstream Limited Partnership and Veresen Midstream General Partner Inc. and their subsidiaries;

"Veresen Preferred Shares" means the Veresen Series A Preferred Shares, the Veresen Series B Preferred Shares, the Veresen Series C Preferred Shares, the Veresen Series D Preferred Shares, the Veresen Series E Preferred Shares and the Veresen Series F Preferred Shares;

"Veresen Series A Preferred Shares" means the cumulative redeemable preferred shares, series A of Veresen, issued February 14, 2012;

"Veresen Series B Preferred Shares" means the cumulative redeemable preferred shares, series B of Veresen, which were issuable on conversion of the Veresen Series A Preferred Shares;

"Veresen Series C Preferred Shares" means the cumulative redeemable preferred shares, series C of Veresen, issued October 21, 2013;

"Veresen Series D Preferred Shares" means the cumulative redeemable preferred shares, series D of Veresen, which were issuable on conversion of the Veresen Series C Preferred Shares;

"Veresen Series E Preferred Shares" means the cumulative redeemable preferred shares, series E of Veresen, issued April 1, 2015;

"Veresen Series F Preferred Shares" means the cumulative redeemable preferred shares, series F of Veresen, which were issuable on conversion of the Veresen Series E Preferred Shares;

"Wapiti" refers to the Peace Pipeline pump station and terminal located south of Wembley, Alberta;

"Wapiti Condensate Lateral" means a 12-inch, approximately 30 km pipeline which connects condensate volumes from a third-party owned facility in the Pipestone Montney region into the Peace Pipeline;

"Wapiti Expansion" has the meaning ascribed thereto under *"Description of Pembina's Business and Operations – Facilities Division – Assets"*;

"Wapiti Plant" has the meaning ascribed thereto under *"Description of Pembina's Business and Operations – Facilities Division – Assets"*;

"WCSB" means the Western Canadian Sedimentary Basin;

"Western Pipeline" has the meaning ascribed thereto under *"Description of Pembina's Business and Operations – Pipelines Division – Assets"*; and

"Younger" has the meaning ascribed thereto under *"Description of Pembina's Business and Operations – Facilities Division – Assets"*.

All dollar amounts set forth in this Annual Information Form are in Canadian dollars unless otherwise indicated. References to "\$" or "C\$" are to Canadian dollars and references to "US\$" are to U.S. dollars. On February 21, 2024, the daily exchange rate reported by the Bank of Canada, was C\$1.00 equals US\$0.7401.

Except where otherwise indicated, all information in this Annual Information Form is presented as at the end of Pembina's most recently completed financial year, being December 31, 2023.

A reference made in this Annual Information Form to other documents or to information or documents available on a website does not constitute the incorporation by reference into this Annual Information Form of such other documents or such other information or documents available on such website, unless otherwise stated.

ABBREVIATIONS AND CONVERSIONS

In this Annual Information Form, the following abbreviations have the indicated meanings:

mbbls	thousands of barrels, each barrel representing 34.972 Imperial gallons or 42 U.S. gallons
mmbbls	millions of barrels
mbspd	thousands of barrels per day
mmbpd	millions of barrels per day
MMcf/d	million cubic feet per day
mboe/d	thousands of barrels of oil equivalent per day
mmboe/d	millions of barrels of oil equivalent per day
bcf/d	billion cubic feet per day
km	kilometres
CO ₂ ^e	carbon dioxide equivalent
MW	megawatt

Barrels of oil equivalent ("**boe**") may be misleading, particularly if used in isolation. A boe conversion ratio of 6 mcf of natural gas: 1 bbl of crude oil is based on an energy equivalency conversion method primarily applicable at the burner tip and does not represent a value equivalency at the wellhead.

The following table sets forth certain standard conversions between Standard Imperial Units and the International System of Units (or metric units).

<u>To convert from</u>	<u>To</u>	<u>Multiply by</u>
bbls	cubic metres	0.159
cubic metres	bbls	6.293
miles	kilometres	1.609
kilometres	miles	0.621

NON-GAAP FINANCIAL MEASURES

Throughout this Annual Information Form, Pembina has disclosed certain financial measures and ratios that are not specified, defined or determined in accordance with GAAP and which are not disclosed in the Financial Statements. Non-GAAP financial measures either exclude an amount that is included in, or include an amount that is excluded from, the composition of the most directly comparable financial measure specified, defined and determined in accordance with GAAP. These non-GAAP financial measures and non-GAAP ratios, together with financial measures and ratios specified, defined and determined in accordance with GAAP, are used by management to evaluate the performance and cash flows of Pembina and its businesses and to provide additional useful information respecting Pembina's financial performance and cash flows to investors and analysts.

In this Annual Information Form, Pembina has disclosed the following non-GAAP financial measures and non-GAAP ratios: net revenue, adjusted earnings before interest, taxes, depreciation and amortization ("**adjusted EBITDA**"), and adjusted EBITDA per common share.

Non-GAAP financial measures and non-GAAP ratios disclosed in this Annual Information Form do not have any standardized meaning under IFRS and may not be comparable to similar financial measures disclosed by other issuers. The financial measures and ratios should not, therefore, be considered in isolation or as a substitute for, or superior to, measures and ratios of Pembina's financial performance, or cash flows specified, defined or determined in accordance with GAAP, including revenue, earnings before income tax, and earnings per common share.

Except as otherwise described herein, these non-GAAP financial measures and non-GAAP ratios are calculated on a consistent basis from period to period. Specific reconciling items may only be relevant in certain periods.

Additional information relating to each non-GAAP financial measure and non-GAAP ratio disclosed in this Annual Information Form, including: (i) an explanation of the composition of each non-GAAP financial measure and non-GAAP ratio; (ii) an explanation of how each non-GAAP financial measure and non-GAAP ratio provides useful information to investors and the additional purposes, if any, for which management uses each non-GAAP financial measure and non-GAAP ratio; (iii) a quantitative reconciliation of each non-GAAP financial measure to the most directly comparable financial measure that is specified, defined and determined in accordance with GAAP; and (iv) an explanation of the reason for any change in the label or composition of each non-GAAP financial measure and non-GAAP ratio from what was previously disclosed, is contained in the "*Non-GAAP & Other Financial Measures*" section of the MD&A, which section is incorporated by reference in this Annual Information Form. The MD&A is available on SEDAR+ at www.sedarplus.ca, EDGAR at www.sec.gov and Pembina's website at www.pembina.com.

FORWARD-LOOKING STATEMENTS AND INFORMATION

Certain statements contained in this Annual Information Form constitute "forward-looking statements" within the meaning of the *United States Private Securities Litigation Reform Act of 1995* and "forward-looking information" within the meaning of applicable Canadian securities legislation (collectively, "**forward-looking statements**"). All forward-looking statements are based on Pembina's current expectations, estimates, projections, beliefs, judgments and assumptions based on information available at the time the applicable forward-looking statement was made and in light of Pembina's experience and its perception of historical trends. Forward-looking statements are typically identified by words such as "anticipate", "continue", "estimate", "expect", "may", "will", "project", "should", "could", "would", "believe", "plan", "intend", "design", "target", "undertake", "view", "indicate", "maintain", "explore", "entail", "schedule", "objective", "strategy", "likely", "potential", "outlook", "aim", "propose", "goal", and similar expressions suggesting future events or future performance.

By their nature, forward-looking statements involve known and unknown risks, uncertainties and other factors that may cause actual results or events to differ materially from those anticipated in such forward-looking statements. Pembina believes the expectations reflected in those forward-looking statements are reasonable, but no assurance can be given that these expectations will prove to be correct and such forward-looking statements included in this Annual Information Form should not be unduly relied upon. The forward-looking statements included herein speak only as of the date of the Annual Information Form.

In particular, this Annual Information Form contains forward-looking statements pertaining to, among other things, the following:

- the future levels and sustainability of cash dividends that Pembina intends to pay to its Shareholders, including expected dividend payment dates;
- planning, construction, capital expenditure estimates, schedules, regulatory and environmental applications and anticipated approvals, expected capacity, incremental volumes, in-service dates, rights, activities, benefits and operations with respect to new construction of, or expansions on existing pipelines, gas services facilities, fractionation facilities, terminalling, storage and hub facilities and other facilities or energy infrastructure, as well as the impact of Pembina's new projects on its future financial performance;
- pipeline, processing, fractionation and storage facility and system operations and throughput levels;
- treatment under existing and proposed governmental regulatory regimes, including taxes, environmental, project assessment and GHG regulations and related abandonment and reclamation obligations, and Indigenous, landowner and other stakeholder consultation requirements;
- Pembina's estimates of and strategy for payment of future abandonment costs and decommissioning obligations;
- Pembina's strategy and the development and expected timing of new business initiatives, growth opportunities and the impact thereof;
- increased throughput potential, processing capacity and fractionation capacity due to increased oil and gas industry activity and new connections and other initiatives on Pembina's pipelines and at Pembina's facilities;
- expected future cash flows and the sufficiency thereof, financial strength, sources of and access to funds at acceptable rates, future contractual obligations, future financing options, future renewal of its credit facilities, availability of capital to fund growth plans, investments operating obligations and dividends and the use of proceeds from financings;
- future demand for Pembina's infrastructure and services;
- statement regarding Pembina's investment relating to managing its environmental liability and the benefits thereof;
- tolls and tariffs, and processing, transportation, fractionation, storage and services commitments and contracts;
- operating risks (including the amount of future liabilities related to pipeline spills and other environmental incidents) and related insurance coverage and inspection and integrity programs;

- inventory and pricing of commodities;
- the future success, growth, expansions, contributions, capacity expectations, results of operations, financial strength of certain of Pembina's equity accounted investees;
- the Alliance/Aux Sable Acquisition, including the expected timing of closing thereof;
- the development and anticipated benefits of Pembina's new projects and developments, including RFS IV, the Phase VIII Expansion, the NEBC MPS Expansion, the K3 Cogeneration Facility, the Wapiti Expansion, the Cedar LNG Project and the Alberta Carbon Grid, as well as the timing thereof;
- compliance by the Company with integrity regulatory compliance requirements, including the effectiveness of related programs and systems;
- Pembina's commitment to, and the effectiveness and impact of its OMS and other operations and governance policies and ESG-related practices and targets;
- the impact of the current commodity price environment on Pembina; and
- competitive conditions and Pembina's ability to position itself competitively in the industry.

Various factors or assumptions are typically applied by Pembina in drawing conclusions or making the forecasts, projections, predictions or estimations set out in forward-looking statements based on information currently available to Pembina. These factors and assumptions include, but are not limited to:

- oil and gas industry exploration and development activity levels and the geographic region of such activity;
- the success of Pembina's operations;
- prevailing commodity prices, interest rates, carbon prices, tax rates, exchange rates and inflation rates;
- the ability of Pembina to maintain current credit ratings;
- the availability and cost of capital to fund future capital requirements relating to existing assets, projects and the repayment or refinancing of existing debt as it becomes due;
- future operating costs, including geotechnical and integrity costs, being consistent with historical costs;
- oil and gas industry compensation levels remaining consistent with historical levels;
- in respect of current developments, expansions, planned capital expenditures, completion dates and capacity expectations: that third parties will provide any necessary support; that any third-party projects relating to Pembina's growth projects will be sanctioned and completed as expected; that any required commercial agreements can be reached; that all required regulatory and environmental approvals can be obtained on the necessary terms in a timely manner; that counterparties will comply with contracts in a timely manner; that there are no supply chain disruptions impacting Pembina's ability to obtain required equipment, materials or labour; that there are no unforeseen events preventing the performance of contracts or the completion of the relevant facilities; and that there are no unforeseen material costs relating to the facilities which are not recoverable from customers;
- in respect of the stability of Pembina's dividends: prevailing commodity prices, margins and exchange rates; that Pembina's future results of operations will be consistent with past performance and management expectations in relation thereto; the continued availability of capital at attractive prices to fund future capital requirements relating to existing assets and projects, including, but not limited to, future capital expenditures relating to expansion, upgrades and maintenance shutdowns; the success of growth projects; future operating costs; that counterparties to agreements will continue to perform their obligations in a timely manner; that there are no unforeseen events preventing the performance of contracts; and that there are no unforeseen material construction or other costs related to current growth projects, current operations or the repayment or refinancing of existing debt as it becomes due;

- prevailing regulatory, tax and environmental laws and regulations and tax pool utilization; and
- the amount of future liabilities relating to lawsuits and environmental incidents and the availability of coverage under Pembina's insurance policies (including in respect of Pembina's business interruption insurance policy).

The actual results of Pembina could differ materially from those anticipated in the forward-looking statements included in this Annual Information Form as a result of the material risk factors set forth below:

- the regulatory environment and decisions, and Indigenous and landowner consultation requirements;
- the impact of competitive entities and pricing;
- reliance on third parties to successfully operate and maintain certain assets;
- labour and material shortages;
- reliance on key relationships and agreements and the outcome of stakeholder engagement;
- the strength and operations of the oil and natural gas production industry and related commodity prices;
- non-performance or default by counterparties to agreements which Pembina or one or more of its subsidiaries has entered into in respect of its business;
- actions by joint venture partners or other partners which hold interests in certain of Pembina's assets;
- actions by governmental or regulatory authorities, including changes in tax laws and treatment, changes in royalty rates, changes in regulatory processes or increased environmental regulation;
- fluctuations in operating results;
- adverse general economic and market conditions, including potential recessions, in Canada, North America and worldwide, resulting in changes, or prolonged weaknesses, as applicable, in interest rates, foreign currency exchange rates, inflation rates, commodity prices, supply/demand trends and overall industry activity levels;
- constraints on, or the unavailability of, adequate infrastructure;
- the political environment and public opinion in North America and elsewhere;
- ability to access various sources of debt and equity capital;
- changes in credit ratings;
- counterparty credit risk;
- technology and security risks including cyber-security risks;
- natural catastrophes; and
- other risk factors as set out in this Annual Information Form under "*Risk Factors*".

These factors should not be construed as exhaustive. Unless required by law, Pembina does not undertake any obligation to publicly update or revise any forward-looking statements, whether as a result of new information, future events or otherwise. Any forward-looking statements contained herein are expressly qualified by this cautionary statement.

CORPORATE STRUCTURE

Name, Address and Formation

Pembina Pipeline Corporation is a corporation amalgamated under the ABCA. It is the successor to Pembina Pipeline Income Fund (the "**Fund**") following the completion of the reorganization of the Fund from an income trust structure to a corporate structure by way of plan of arrangement involving the Fund, Pembina and the holders of the Fund's trust units, pursuant to which the trust was reorganized into Pembina on October 1, 2010. Pembina is also the successor to Veresen following the completion of the Veresen Acquisition on October 2, 2017, whereby, among other things, Pembina amalgamated with Veresen and the resulting entity continued as "Pembina Pipeline Corporation". Pembina's principal and registered office is located at Suite 4000, 585 - 8th Avenue S.W., Calgary, Alberta, T2P 1G1.

Pembina's Subsidiaries

The following chart indicates Pembina's material subsidiaries, including their jurisdictions of incorporation, formation or organization and the percentage of voting securities owned, or controlled or directed, directly or indirectly, by Pembina or its subsidiaries.

Principal Subsidiaries ⁽¹⁾	Jurisdiction of Incorporation/ Formation/ Organization	Ownership
Pembina Empress NGL Partnership	Alberta	100%
Pembina Holding Canada L.P.	Alberta	100%
Pembina Infrastructure and Logistics L.P.	Alberta	100%
Pembina Midstream Limited Partnership	Alberta	100%
Pembina Oil Sands Pipeline L.P.	Alberta	100%
Pembina Pipeline	Alberta	100%
Pembina Cochin LLC	Delaware U.S.	100%

⁽¹⁾ Subsidiaries are omitted where, at Pembina's most recent financial year-end: (i) the total assets of the subsidiary do not exceed 10 percent of Pembina's consolidated assets; (ii) the revenue of the subsidiary does not exceed 10 percent of Pembina's consolidated revenue; and (iii) the conditions in (i) and (ii) would be satisfied if the omitted subsidiaries were aggregated, and the reference in (i) and (ii) changed from 10 percent to 20 percent.

Amended Articles

On May 13, 2013, Pembina filed articles of amendment under the ABCA to create a new class of shares, the Class A Preferred Shares, to change the designation and terms of the Class B Preferred Shares, and to increase the maximum number of directors of Pembina from eleven to thirteen, after receiving Shareholder approval for such amendments.

On October 2, 2017, Pembina filed articles of amendment under the ABCA to create the Series 15, Series 16, Series 17, Series 18, Series 19 and Series 20 Class A Preferred Shares.

On October 2, 2017, Pembina filed articles of amalgamation under the ABCA to effect the amalgamation of Pembina and Veresen pursuant to the Veresen Acquisition. Pursuant to the Veresen Acquisition, all of the outstanding Veresen Series A, C and E Preferred Shares were exchanged for Series 15, 17 and 19 Class A Preferred Shares, respectively. The Series 15, 17 and 19 Class A Preferred Shares have substantially the same terms and conditions as the previously outstanding Veresen Series A, C and E Preferred Shares. The Series 16, 18 and 20 Class A Preferred Shares have substantially the same terms and conditions as the Veresen Series B, D and F Preferred Shares.

On December 1, 2017, Pembina filed articles of amendment under the ABCA to create the Series 21 and Series 22 Class A Preferred Shares.

On June 25, 2019, Pembina filed articles of amendment under the ABCA to increase the limit on the number of Class A Preferred Shares Pembina is authorized to issue from 20 percent of the number of Common Shares issued and outstanding at the time of issuance to a maximum of 254,850,850 Class A Preferred Shares, after receiving approval from the Shareholders and the holders of the Class A Preferred Shares for such amendment.

On December 16, 2019, Pembina filed articles of amendment under the ABCA to create the Series 23, Series 24, Series 25 and Series 26 Class A Preferred Shares. Pursuant to the Kinder Morgan Canada Acquisition, all of the outstanding KML Series 1 and

3 Preferred Shares were exchanged for Series 23 and 25 Class A Preferred Shares, respectively. The Series 23 and 25 Class A Preferred Shares have substantially the same terms and conditions as the previously outstanding KML Series 1 and 3 Preferred Shares. The Series 24 and 26 Class A Preferred Shares have substantially the same terms and conditions as the KML Series 2 and 4 Preferred Shares. The issued and outstanding Series 23 Preferred Shares were redeemed and subsequently cancelled by Pembina on November 15, 2022.

On January 22, 2021, Pembina filed articles of amendment under the ABCA to create the Series 2021-A Class A Preferred Shares in connection with the issuance of the Subordinated Notes, Series 1. On January 25, 2021, prior to the issuance of such Series 2021-A Preferred Shares, Pembina filed articles of amendment amending and restating the terms of the Series 2021-A Class A Preferred Shares.

See "*Description of the Capital Structure of Pembina*".

Amended By-laws

On May 8, 2020, at the annual and special meeting of Shareholders (the "**2020 Meeting**"), Shareholders confirmed Pembina's amended and restated By-law No. 1 to, among other things: (i) permit only one officer or director, rather than two officers or directors, to execute certain documents on behalf of the Company, and (ii) provide that the Chair of the Board of Directors does not receive a second or casting vote when there is a voting deadlock at a meeting of the Board of Directors, bringing Pembina's by-laws in line with its peers and best corporate governance practices. At the 2020 Meeting, Shareholders also confirmed By-law No. 2, a by-law relating to the advance notice for the nomination of directors, which provides a framework for nominating directors for election to the Board of Directors.

GENERAL DEVELOPMENTS OF PEMBINA

During the three-year period ending on December 31, 2023 and 2024 year-to-date, Pembina continued to execute its business plan and advance its growth strategy as discussed below.

Developments in 2021

- Jan 19 The FERC denied a petition on Jordan Cove for a declaratory order that the Oregon Department of Environmental Quality waived its authority to issue a water quality certification pursuant to Section 401 of the *Clean Water Act* for failure to act within the statutorily-mandated period.
- Jan 25 Pembina issued and sold \$600 million aggregate principal amount of 4.80 percent Fixed-to-Fixed Rate Subordinated Notes, Series 1 due January 25, 2081 (the "**Subordinated Notes, Series 1**") pursuant to its 2020 Base Shelf Prospectus, as supplemented by a prospectus supplement dated January 12, 2021. In connection with the issuance of the Subordinated Notes, Series 1, Pembina also issued 600,000 Series 2021-A Class A Preferred Shares to be held in trust by Computershare Trust Company of Canada to satisfy Pembina's obligations under the Subordinated Note Indenture for the Subordinated Notes, Series 1. Pembina expects to use the net proceeds from the sale of the Subordinated Notes, Series 1 to redeem or repurchase Pembina's Series 11 Class A Preferred Shares and its Series 13 Class A Preferred Shares, to repay outstanding indebtedness, as well as for general corporate purposes. See "*Description of the Capital Structure of Pembina – Subordinated Notes*" and "*Description of the Capital Structure of Pembina – Class A Preferred Shares*".
- Feb 8 The United States Secretary of Commerce for Oceans and Atmosphere upheld the Oregon Department of Land Conservation and Development's objection to the Jordan Cove certification of consistency under the *Coastal Zone Management Act*, denying Pembina's appeal on the matter.
- Feb 25 Pembina announced the acceptance by the TSX of Pembina's notice to commence a normal course issuer bid (the "**NCIB**") to purchase up to five percent of its outstanding Common Shares. The NCIB commenced on March 2, 2021 and expires on the earlier of March 1, 2022 and the date on which Pembina has acquired the maximum number of Common Shares allowable under the NCIB or the date on which Pembina otherwise decides not to make any further repurchases under the NCIB.
- Mar 1 Pembina redeemed all of its 6.8 million issued and outstanding Series 11 Class A Preferred Shares for a redemption price equal to \$25.00 per Series 11 Class A Preferred Share, less any tax required to be deducted or withheld by Pembina. The total redemption price to Pembina was \$170 million. The Series 11 Class A Preferred Shares were subsequently cancelled by Pembina.
- Mar 15 Pembina and its 45 percent owned joint venture, Veresen Midstream, safely completed the start-up of an expansion of 125 MMcf/d (56 MMcf/d net to Pembina) of sour gas processing at Veresen Midstream's existing Hythe Gas Plant, approximately 60 km of 12-inch sour gas pipeline, a compressor station and various Pembina-owned laterals (the "**Hythe Developments**").
- Mar 19 Pembina's Prince Rupert Terminal entered service.
- Mar 25 Pembina cancelled its \$800 million revolving credit facility that was entered into on April 6, 2020 to provide additional liquidity and flexibility in Pembina's capital structure and to ensure access to adequate financial resources in response to the market conditions caused by the COVID-19 pandemic.
- Mar 31 Two of Pembina's executive officers, Paul Murphy, Senior Vice President and Corporate Services Officer, and Jason Wiun, Senior Vice President and Chief Operating Officer, Pipelines, retired.
- Apr 1 As a result of the retirements of Messrs. Murphy and Wiun, Janet Loduca was promoted to Senior Vice President, External Affairs and Chief Legal and Sustainability Officer and Harry Andersen was appointed Senior Vice President and Chief Operating Officer, Pipelines.
- Apr 28 DBRS upgraded its rating to 'BBB (high)' in respect of Pembina's Medium Term Notes, 'BBB (low)' to the Series 1 Subordinated Notes and 'Pfd-3 (high)' to each issued series of Pembina's Class A Preferred Shares, other than the Series 2021-A Class A Preferred Shares, which are deliverable to the holders of the Series 1 Subordinated Notes following the occurrence of certain bankruptcy or insolvency events in respect of Pembina.
- Apr 30 Pembina extended its Previous Revolving Credit Facility and unsecured operating facility thereunder to June 1, 2026 and May 31 2022, respectively.
- May 6 Pembina announced that it entered into a one-year agreement with a subsidiary of Mitsui & Co. for the purchase of substantially all of the post-commissioning cargos shipped from Pembina's Prince Rupert Terminal.

Further, Pembina announced that it signed a long-term, 100 MW power purchase agreement with a subsidiary of TransAlta Corporation, that supports development of the 130 MW Garden Plain Wind Project in Alberta, with an expected start-up in the second half of 2022. The power purchase agreement provides cost-competitive renewable energy and is expected to generate approximately 135,000 tonnes of CO₂^e offsets annually, or an estimated total of 1.8 million tonnes of CO₂^e emissions offsets.

June 1 Pembina and Inter Pipeline announced that they entered into an arrangement agreement pursuant to which Pembina would acquire all of the issued and outstanding shares of Inter Pipeline by way of a plan of arrangement under the ABCA for consideration of 0.5 of a Common Share for each Inter Pipeline common share.

In addition, Pembina redeemed all of its 10.0 million issued and outstanding Series 13 Class A Preferred Shares for a redemption price equal to \$25.00 per Series 13 Class A Preferred Share, less any tax required to be deducted or withheld by Pembina. The total redemption price to Pembina was \$250 million. The Series 13 Class A Preferred Shares were subsequently cancelled by Pembina.

Pembina also placed the expansion of the Vancouver Wharves terminal into service, adding 200,000 barrels of additional refined product storage and enhancements to the railcar unloading capabilities.

June 8 Pembina announced that it had entered into a partnership agreement with the Haisla Nation whereby Pembina became the Haisla Nation's partner in the development of the proposed Cedar LNG Project, an approximately \$1.5 billion (net to Pembina) floating LNG facility in Kitimat, British Columbia, Canada, within the traditional territory of the Haisla Nation (the "**Cedar LNG Project**").

June 14 Pembina announced that it was chosen by Western Indigenous Pipeline Group to be the industry partner in the formation of Chinook Pathways Partnership ("**Chinook Pathways**"), an Indigenous-led partnership working to organize a number of First Nation communities to pursue ownership of the Trans Mountain Pipeline following completion of the construction of the Trans Mountain Expansion.

Pembina also announced plans to reactivate the Phase IX Peace Pipeline expansion (the "**Phase IX Expansion**"), which will add capacity in the northwest Alberta-to-Gordondale, Alberta corridor to accommodate increased activity in the northeast British Columbia Montney play. The project has a revised estimated cost of approximately \$120 million, which reflects the addition of a Wapiti-to-Kakwa corridor pump station offset by cost savings identified through value engineering. The Phase IX Expansion has an expected in-service date in the second half of 2022.

June 17 Pembina and TC Energy announced their plan to jointly develop a carbon transportation and sequestration system (the "**Alberta Carbon Grid**") which, when fully constructed, is expected to be capable of transporting more than 20 million tonnes of CO₂ annually. Designed to be an open-access system, the Alberta Carbon Grid is intended to serve as a key component of Alberta's emerging carbon capture utilization and storage industry.

July 26 Pembina announced that it terminated the arrangement agreement with Inter Pipeline providing for the proposed acquisition by Pembina of Inter Pipeline. In connection with the termination, Inter Pipeline paid Pembina the \$350 million termination fee provided for in the agreement.

Oct 20 Pembina announced its commitment to reduce the Company's GHG emissions intensity by 30 percent by 2030, relative to baseline 2019 emissions.

Nov 19 Pembina announced that Michael Dilger stepped down as President and Chief Executive Officer of Pembina. As a result, the Board of Directors named Scott Burrows as interim President and Chief Executive Officer and appointed Cameron Goldade interim Chief Financial Officer.

Nov 29 Pembina filed its 2021 Base Shelf Prospectus and 2021 MTN Prospectus.

Dec 1 Pembina notified FERC of its decision to not proceed with the proposed Jordan Cove project and requested that the FERC vacate the authorizations issued for the project.

Dec 8 Pembina provided its financial guidance for 2021, including capital expenditures in the aggregate amount of \$655 million.

Pembina also announced the capital cost estimate for the Phase VII Peace Pipeline expansion (the "**Phase VII Expansion**") was revised lower, by approximately \$110 million to \$665 million and that the in-service date for the Phase VII Expansion was now anticipated to be mid-2022.

Pembina also announced additional ESG targets relating to employee EDI, with a focus on advancing representation of women and other underrepresented groups at all levels of the organization. See "*Other Information Relating to Pembina's Business – Equity, Diversity and Inclusion*".

Dec 10

Pembina issued and sold \$500 million aggregate principal amount of Medium Term Notes, Series 17 and \$500 million aggregate principal amount of Medium Term Notes, Series 18 pursuant to its 2021 MTN Prospectus, as supplemented by related pricing supplements dated December 8, 2021. Pembina used the net proceeds from the sale of the Medium Term Notes, Series 17 and Series 18 to repay short-term indebtedness under its Previous Revolving Credit Facility as well as for other general corporate purposes. See "*Description of the Capital Structure of Pembina – Medium Term Notes*".

Developments in 2022

- Feb 1 In response to the Government of Alberta's request for a full project proposal, Pembina and TC Energy submitted a proposal to jointly develop the Alberta Carbon Grid, detailing Pembina and TC Energy's interest in developing and operating a carbon sequestration hub to serve emissions sources in the Alberta industrial heartland region.
- Feb 8 Pembina announced that Cedar LNG's application for an Environmental Assessment Certificate was recently submitted to the BCEAO, moving the project into the 180-day application review phase. Cedar LNG also announced an agreement for the front-end engineering and design (FEED) of the Cedar LNG Project's proposed floating liquefaction, storage and offloading unit.
- Feb 23 Pembina announced that Scott Burrows was appointed as President and Chief Executive Officer of Pembina. Mr. Burrows was also appointed to the Board of Directors.
- Pembina also announced that Jaret Sprott was appointed as Senior Vice President and Chief Operating Officer, Pipelines and Facilities following the departure of Harry Andersen, formerly Senior Vice President and Chief Operating Officer, Pipelines.
- Further, Pembina announced that Eva Bishop was appointed as Senior Vice President and Corporate Services Officer, with her appointment to be effective April 2022.
- Mar 1 Pembina announced that it had entered into agreements with KKR to combine their respective western Canadian natural gas processing assets into PGI, a single, new joint venture entity, to be owned 60% by Pembina and 40% by KKR's global infrastructure funds (the "**PGI Transaction**").
- Mar 8 Pembina announced that the TSX approved the renewal of Pembina's NCIB to purchase up to five percent of its outstanding Common Shares. The renewed NCIB commenced on March 10, 2022 and expires on the earlier of March 9, 2023 and the date on which Pembina has acquired the maximum number of Common Shares allowable under the renewed NCIB or the date on which Pembina otherwise decides not to make any further repurchases under the renewed NCIB.
- May 8 Pembina entered into a power purchase agreement for 105 MW of renewable energy and associated renewable attributes, with Wild Rose 2 Wind LP, a wholly owned subsidiary of Capstone Infrastructure Corporation ("**Capstone**"), over 15-years from Capstone's 192 MW Wild Rose 2 Wind Farm, currently in development.
- June 1 The Phase VII Expansion was placed into service.
- July 27 Pembina replaced its \$2.5 billion revolving credit facility (the "**Previous Revolving Credit Facility**") with two credit facilities: the \$1 billion SLL Credit Facility and an amendment and restatement of the \$2.5 billion Previous Revolving Credit Facility into the \$1.5 billion Revolving Credit Facility, which includes a \$750 million accordion feature.
- Aug 4 Pembina announced that the previously deferred Phase VIII Expansion was reactivated.
- Aug 15 Pembina announced the closing of the PGI Transaction.
- Pembina also announced that its Board of Directors approved a 3.6 percent increase in its monthly Common Share dividend rate from \$0.21 per Common Share to \$0.2175 per Common Share.
- Aug 25 Pembina announced that Cameron Goldade was appointed as Senior Vice President and Chief Financial Officer of Pembina.
- Pembina also announced the appointment of Henry Sykes as Chair of the Board of Directors, effective January 1, 2023, replacing Randall Findlay who intends to retire prior to the 2023 annual meeting of Shareholders.
- Oct 1 Pembina closed a transaction with Plains Midstream Canada ULC ("**Plains**") to sell Pembina's interest in certain assets currently part of Empress, namely, the Empress I Plant, Empress I Expansion Plant, and the Empress VI Plant in consideration for a long-term processing agreement that provides Pembina the right to first priority for extraction capacity at all Plains-operated assets at Empress.
- Nov 8 The Empress Co-generation Facility was placed into service.
- Nov 15 Pembina redeemed all of its 12 million issued and outstanding Series 23 Class Preferred Shares for a redemption price equal to \$25.00 per Series 23 Class A Preferred Share, less any tax required to be deducted or withheld by Pembina. The total redemption price to Pembina was \$300 million. The Series 23 Class A Preferred Shares were subsequently cancelled by Pembina.

- Nov 18 Pembina announced that it had entered into a settlement agreement (the "**Ruby Settlement Agreement**") with Ruby Pipeline, L.L.C. (the "**Ruby Subsidiary**"), a wholly-owned subsidiary of Ruby Pipeline Holding Company, L.L.C., in connection with the Ruby Subsidiary Bankruptcy. The Ruby Settlement Agreement provides for the release of Pembina from any causes of action arising in connection with the Ruby Subsidiary Bankruptcy in exchange for a U.S.\$102 million payment by Pembina to the Ruby Subsidiary, subject to certain conditions. See "*Description of Pembina's Business and Operations – Pipelines Division – Assets*".
- Dec 12 Pembina announced that it intended to reactivate the Nipisi Pipeline to transport heavy crude oil from the Clearwater formation to Edmonton, Alberta in the third quarter of 2023 with an anticipated capacity of 100 mbpd.
- Additionally, Pembina announced that PGI had entered into an agreement to sell PGI's 50 percent non-operated interest in the Key Access Pipeline system ("**KAPS**") for cash proceeds of \$662.5 million (the "**KAPS Divestiture**"). Under the terms of the sale agreement, PGI will continue to fund its share of the project costs for KAPS until the end of 2023.
- Dec 22 The Phase IX Expansion was placed into service.

Developments in 2023

- Jan 1 Henry Sykes was appointed as Chair of the Board of Directors.
- Jan 13 The United States Bankruptcy Court of the District of Delaware approved the Ruby Subsidiary Plan and the Ruby Settlement Agreement. Pursuant to the Ruby Subsidiary Plan, the sale of the Ruby Subsidiary's reorganized equity was completed, and Pembina ceased to have any ownership interest in the Ruby Pipeline. See "*Description of Pembina's Business and Operations – Pipelines Division – Assets*".
- Feb 14 Pembina announced that holders of an aggregate of 1,028,130 Series 21 Class A Preferred Shares elected to convert, on a one-for-one basis, their shares into Series 22 Class A Preferred Shares in accordance with the terms of the Series 21 Class A Preferred Shares. See "*Description of the Capital Structure of Pembina – Class A Preferred Shares*".
- Feb 23 Pembina sanctioned construction of RFS IV at the Redwater Complex, which is expected to cost approximately \$460 million. See "*Description of Pembina's Business and Operations – Facilities Division – Assets*".
Pembina announced that it extended its contract to supply ethane on a long-term basis to a key customer. See "*Description of Pembina's Business and Operations – Pipelines Division – Assets*".
- Feb 24 Andy J. Mah was appointed to the Board of Directors.
- Mar 7 Pembina announced that the TSX approved the renewal of Pembina's NCIB to purchase up to five percent of its outstanding Common Shares. The renewed NCIB commenced on March 10, 2023 and expires on the earlier of March 9, 2024 and the date on which Pembina has acquired the maximum number of Common Shares allowable under the renewed NCIB or the date on which Pembina otherwise decides not to make any further repurchases under the renewed NCIB.
- Mar 14 Cedar LNG received its Environmental Assessment Certificate from the BCEAO.
- Apr 26 The KAPS Divestiture was completed.
- June 22 Pembina issued and sold \$100 million aggregate principal amount through a re-opening of its Medium Term Notes, Series 5, \$100 million aggregate principal amount through a re-opening of its Medium Term Notes, Series 6 and \$300 million aggregate principal amount of Medium Term Notes, Series 19 pursuant to its 2021 MTN Prospectus, as supplemented by related pricing supplements dated June 20, 2023. Pembina used the net proceeds from the sale of the Medium Term Notes, Series 5, Series 6 and Series 19 to repay indebtedness under the Revolving Credit Facility, as well as for general corporate purposes. See "*Description of the Capital Structure of Pembina – Medium Term Notes*".
- Nov 2 Pembina announced that Robert Gwin had resigned from the Board of Directors.
- Dec 11 Pembina announced that PGI is developing the K3 Cogeneration Facility, which is expected to cost \$70 million (net to Pembina) with an estimated in-service date in the first half of 2026, subject to environmental and regulatory approvals. See "*Description of Pembina's Business and Operations – Facilities Division – Assets*".
- Dec 13 Pembina filed its 2023 Base Shelf Prospectus.
Pembina announced that it had entered into an agreement (the "**Alliance/Aux Sable Purchase and Sale Agreement**") to acquire all of the interests of Enbridge in the Alliance Pipeline, Aux Sable and NRGreen joint ventures for an aggregate purchase price of approximately \$3.1 billion, including approximately \$327 million of assumed debt, representing Enbridge's proportionate share of the indebtedness of Alliance Canada and Alliance U.S. (the "**Alliance/Aux Sable Acquisition**"). The Alliance/Aux Sable Acquisition is expected to close in the first half of 2024, subject to the satisfaction or waiver of customary conditions, including the receipt of required regulatory approvals.
Pembina announced a bought deal offering in Canada and the United States of 26,000,000 Subscription Receipts at a price of \$42.85 per Subscription Receipt for total gross proceeds of approximately \$1.1 billion (the "**Subscription Receipt Offering**"). In connection with the Subscription Receipt Offering, Pembina granted to the underwriters an over-allotment option (the "**Over-Allotment Option**") to purchase up to an additional 3,900,000 Subscription Receipts on the same terms and conditions as the Subscription Receipt Offering. See "*Description of the Capital Structure of Pembina – Subscription Receipts*".
- Dec 19 Pembina announced the closing of the Subscription Receipt Offering, pursuant to which Pembina issued and sold 29,900,000 Subscription Receipts (including 3,900,000 Subscription Receipts issued pursuant to the Over-Allotment Option) at a price of \$42.85 per Subscription Receipt for total gross proceeds of approximately \$1.28 billion. See "*Description of the Capital Structure of Pembina – Subscription Receipts*".
- Dec 20 Pembina filed its 2023 MTN Prospectus.

Developments to date in 2024

- Jan 12 Pembina issued and sold \$600 million aggregate principal amount of Medium Term Notes, Series 20, \$600 million aggregate principal amount of Medium Term Notes, Series 21 and \$600 million aggregate principal amount of Medium Term Notes, Series 22 pursuant to its 2023 MTN Prospectus, as supplemented by related pricing supplements dated January 10, 2024. Pembina used a portion of the net proceeds from the sale of the Medium Term Notes, Series 20, Series 21 and Series 22 to repay indebtedness of the Company under the Revolving Credit Facility and for general corporate purposes. Pembina intends to use the remaining net proceeds from the sale of the Medium Term Notes, Series 20, Series 21 and Series 22 to fund a portion of the purchase price for the Alliance/Aux Sable Acquisition. See "*Description of the Capital Structure of Pembina – Medium Term Notes*".
- Feb 22 Pembina announced that is has entered into long-term agreements with Dow Chemical Canada to supply up to 50,000 bpd of ethane and for the associated transportation on the AEGS, for the Path2Zero Project, a new integrated ethylene cracker and derivatives facility in Fort Saskatchewan.
- Pembina announced that PGI has approved the Wapiti Expansion, which is expected to cost \$140 million (net to Pembina) with an estimated in-service date in the first half of 2026, subject to regulatory and environmental approval. "*Description of Pembina's Business and Operations – Facilities Division – Assets*".

DESCRIPTION OF PEMBINA'S BUSINESS AND OPERATIONS

Pembina's Purpose, Values, and Strategy

Purpose: We deliver extraordinary energy solutions so the world can thrive.

Values:

- **Safe:** We care for each other.
- **Trustworthy:** We have each other's backs.
- **Respectful:** We seek to be gracious and kind.
- **Collaborative:** We are great together.
- **Entrepreneurial:** We create to succeed.

Strategy:

In 2022, through a year-long, detailed undertaking, Pembina's business was reviewed and analyzed on a commodity-by-commodity basis, incorporating a scenario-based planning exercise grounded in the two key themes that could most impact the energy sector: decarbonization and globalization. Using a differentiated pace of decarbonization grounded in scenarios published by the International Energy Agency and layering in varying degrees of Canadian integration into global markets, allowed a thorough assessment of our business resiliency against four potential future outcomes resulting in a refined strategy that can meet performance aspirations in a broad range of scenarios. This strategy was approved by the Board in December 2022 and will enable the Company to deliver value to its stakeholders well into the future.

Pembina will build on its strengths by continuing to invest in and grow the core businesses that provide critical transportation and midstream services to help ensure reliable and secure energy supply. Pembina will capitalize on exciting opportunities to leverage its assets and expertise into new service offerings that enable the transition to a lower-carbon economy. In continuing to meet global energy demand and its customers' needs, while ensuring Pembina's long-term success and resilience, the Company has established four strategic priorities:

1. **To be resilient, we will sustain, decarbonize, and enhance our businesses.** This priority is focused on strengthening and growing our existing franchise and demonstrating environmental leadership.
2. **To thrive, we will invest in the energy transition to improve the basins in which we operate.** We will expand our portfolio to include new businesses associated with lower-carbon commodities.
3. **To meet global demand, we will transform and export our products.** We will continue our focus on supporting the transformation of Western Canadian Sedimentary Basin commodities into higher margin products and enabling more coastal egress.
4. **To set ourselves apart, we will create a differentiated experience for our stakeholders.** We remain committed to delivering excellence for our four key stakeholder groups meaning that:
 - a. *Employees* say we are the 'employer of choice' and value our safe, respectful, collaborative, and inclusive work culture.
 - b. *Communities* welcome us and recognize the net positive impact of our social and environmental commitment.
 - c. *Customers* choose us first for reliable and value-added services.
 - d. *Investors* receive sustainable industry-leading total returns.

These four strategic priorities will ensure Pembina is stewarding to achieve financial excellence. We remain committed to maintaining our strong financial position and delivering industry-leading returns through adherence to our financial guardrails, prudent capital allocation, and a focus on return on invested capital.

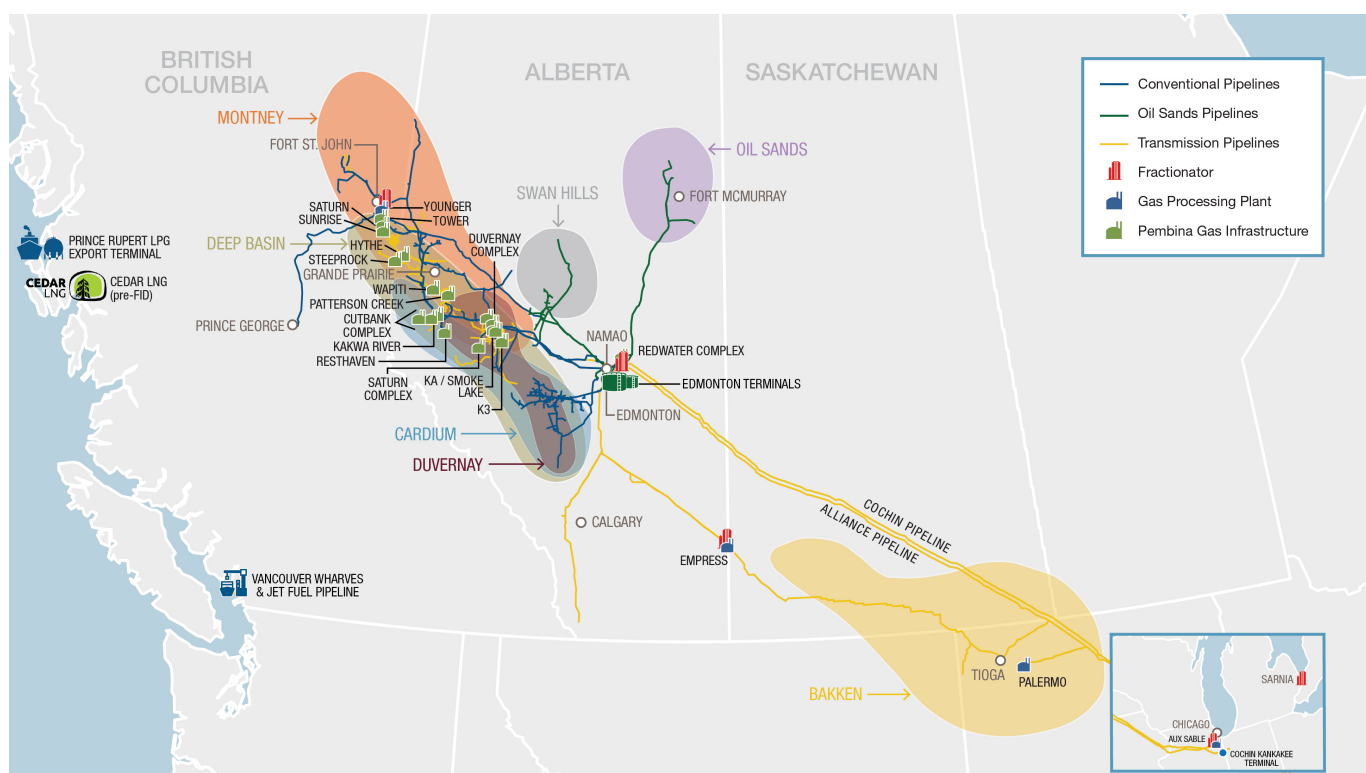
Overview of Pembina's Business

There are three general sectors in the oil and gas industry: upstream, midstream and downstream. The upstream sector encompasses exploration for, and production of, hydrocarbon gas and liquids in their raw forms. In the midstream sector, hydrocarbon products are gathered, processed, transported and marketed to the downstream sector. The downstream sector consists of refineries, petrochemical facilities, end-use customers, local distributors and wholesalers.

Pembina Pipeline Corporation is a leading energy transportation and midstream service provider that has served North America's energy industry for 70 years. Pembina owns an integrated network of hydrocarbon liquids and natural gas pipelines, gas gathering and processing facilities, oil and natural gas liquids infrastructure and logistics services, and an export terminals business. Through our integrated value chain, we seek to provide safe and reliable energy solutions that connect producers and consumers across the world, support a more sustainable future and benefit our customers, investors, employees and communities. For more information, please visit www.pembina.com.

Pembina is structured into three divisions: Pipelines Division, Facilities Division and Marketing & New Ventures Division, which are described in their respective sections of this Annual Information Form.

The following map illustrates Pembina's primary assets:



The following table sets forth certain financial highlights for 2023 and 2022.

Financial Highlights
(in \$ millions unless otherwise noted)

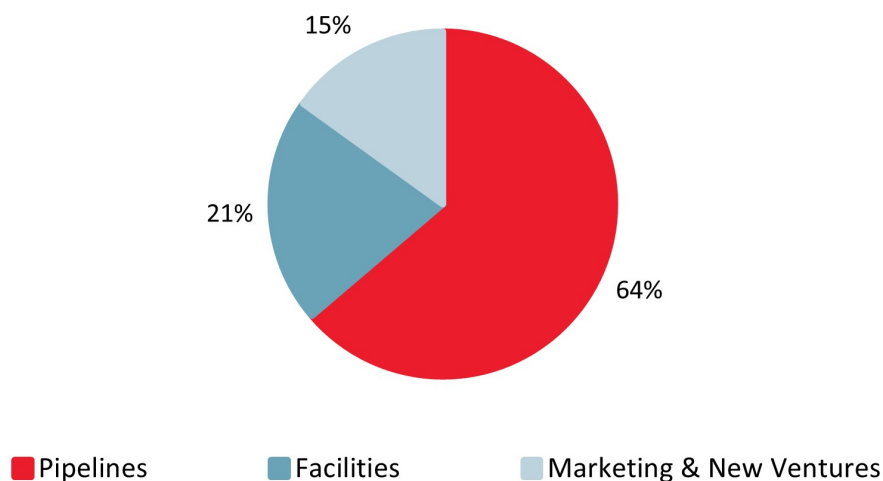
(\$ millions)	Pipelines		Facilities		Marketing & New Ventures		Corporate & Inter-segment Eliminations		Total	
	2023	2022	2023	2022	2023	2022	2023	2022	2023	2022
Volumes ⁽¹⁾	2,538	2,524	768	859	—	—	—	—	3,306	3,383
Revenue	2,707	2,508	909	1,268	6,087	8,471	(578)	(636)	9,125	11,611
Cost of goods sold, including product purchases	17	—	—	6	5,509	7,682	(395)	(324)	5,131	7,364
Net revenue ⁽²⁾	2,690	2,508	909	1,262	578	789	(183)	(312)	3,994	4,247
Earnings (loss) before income tax	1,840	1,415	610	1,804	435	708	(696)	(708)	2,189	3,219
Earnings									1,776	2,971
Earnings per common share – basic (dollars)									3.00	5.14
Earnings per common share – diluted (dollars)									2.99	5.12
Adjusted EBITDA ⁽²⁾	2,234	2,127	1,213	1,137	597	721	(220)	(239)	3,824	3,746
Adjusted EBITDA per common share – basic (dollars) ⁽²⁾									6.95	6.78

⁽¹⁾ Volumes for Pipelines and Facilities are revenue volumes, defined as physical volumes plus volumes recognized from take-or-pay commitments. Volumes for Marketing & New Ventures are marketed NGL volumes. Volumes are stated in mboe/d, with natural gas volumes converted to mboe/d from MMcf/d at a 6:1 ratio, and also include revenue volumes from Pembina's equity accounted investees.

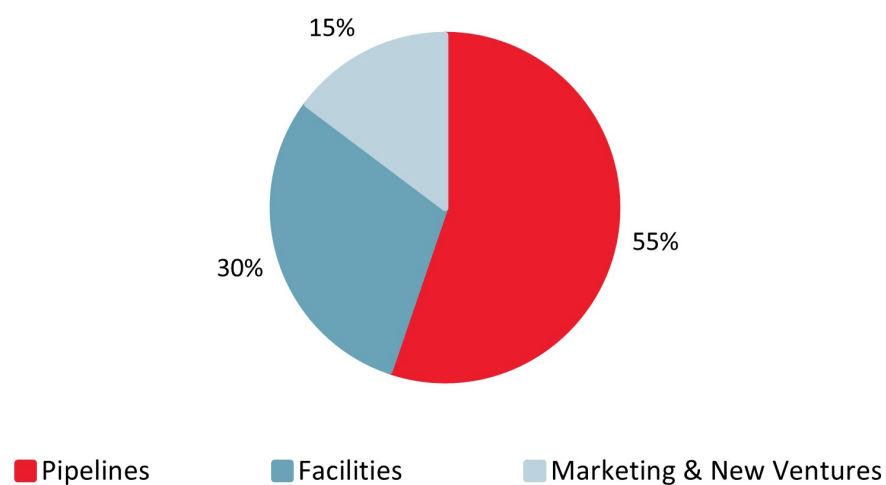
⁽²⁾ See the "Non-GAAP Financial Measures" section.

The proportional break down of earnings before income tax and adjusted EBITDA⁽¹⁾ in 2023 for each of Pembina's three divisions⁽²⁾ was as follows:

2023 earnings before income tax by division



2023 adjusted EBITDA by division



⁽¹⁾ See "Non-GAAP Financial Measures".

⁽²⁾ Excluding corporate division and inter-segment eliminations.

See "Segment Results" in the MD&A for a further discussion of financial and operational results and new developments for Pembina's business segments for the years ended December 31, 2023 and 2022.

Pipelines Division

Overview

The Pipelines Division provides customers with pipeline transportation, terminalling, storage and rail services in key market hubs in Canada and the United States for crude oil, condensate, natural gas liquids and natural gas. Through Pembina's wholly-owned and joint venture assets, the Pipelines Division manages pipeline transportation capacity of 2.9 mmbbl/d⁽¹⁾, above ground storage capacity of approximately 10 mmbbls⁽¹⁾ and rail terminalling capacity of approximately 105 mboe/d⁽¹⁾ within its conventional, oil sands and heavy oil, and transmission assets. The conventional assets include strategically located pipelines and terminalling hubs that gather and transport light and medium crude oil, condensate and natural gas liquids from western Alberta and northeast British Columbia to the Edmonton, Alberta area for further processing or transportation on downstream pipelines. The oil sands and heavy oil assets transport heavy and synthetic crude oil produced within Alberta to the Edmonton, Alberta area and offer associated storage, terminalling and rail services. The transmission assets transport natural gas, ethane and condensate throughout Canada and the United States on long haul pipelines linking various key market hubs. In addition, the Pipelines Division assets provide linkages to Pembina's Facilities Division assets across North America, enabling integrated customer service offerings. Together, these assets supply products from hydrocarbon producing regions to refineries, fractionators and market hubs in Alberta, British Columbia, and Illinois, as well as other regions throughout North America.

⁽¹⁾ Net capacity.

Assets

Pembina's assets within the Pipelines Division include conventional assets, oil sands and heavy oil assets, and transmission assets.

Pembina's primary conventional assets include the following:

- The Peace Pipeline system ("**Peace Pipeline**"), which includes approximately 4,300 km of pipelines, including gathering laterals, that transport ethane mix (C₂+), propane mix (C₃+), crude oil and condensate from northwestern Alberta to Edmonton, Alberta and to Fort Saskatchewan, Alberta.

Pembina continues to experience growing customer demand for transportation services to support development of the Montney, Duvernay and other resource plays and is currently undertaking an additional intra-Alberta expansion of the Peace Pipeline system. The Phase VIII Peace Pipeline expansion ("**Phase VIII Expansion**"), which includes 10-inch and 16-inch pipelines in the Gordondale to La Glace corridor, as well as six new pump stations or terminal upgrades located between Gordondale and Fox Creek, will add approximately 235,000 bpd of incremental capacity between Gordondale, Alberta and La Glace, Alberta, as well as approximately 65,000 bpd of capacity between La Glace, Alberta and the Namao hub near Edmonton, Alberta. The project has a revised estimated cost of approximately \$430 million (original budget of \$530 million), with an expected in-service date in the second quarter of 2024. Once the Phase VIII Expansion is complete, Pembina will have largely completed its objective to achieve segregated liquids transportation service for ethane-plus, propane-plus, crude oil and condensate across multiple pipeline systems between Gordondale, Alberta and the Edmonton, Alberta area. The current total capacity of the Peace Pipeline and Northern Pipeline is approximately 1.1 mmbpd. As well, Pembina continues to have the ability to add approximately 200 mbpd of capacity to its market delivery pipelines from Fox Creek, Alberta to Namao, Alberta through the relatively low-cost addition of pump stations on these mainlines.

- The Northern Pipeline system ("**Northern Pipeline**"), which includes approximately 700 km of pipelines, including gathering laterals, that transport NGL from Belloy, Alberta to Fort Saskatchewan, Alberta.
- The Drayton Valley Pipeline system ("**Drayton Valley Pipeline**"), which includes approximately 1,100 km of pipelines, including gathering laterals, with a capacity of 145 mbpd, that transport crude oil and condensate from the area southwest of Edmonton, Alberta to Edmonton, Alberta.
- The NEBC Pipeline system ("**NEBC Pipeline**"), which includes approximately 395 km of pipelines, including gathering laterals, that transport NGL, crude oil and condensate from northeastern British Columbia to Taylor, British Columbia.

Pembina continues to experience growing customer demand in northeastern British Columbia and is currently undertaking an infrastructure expansion ("**NEBC MPS Expansion**") to fulfill customer demand from Montney producers in northeastern British Columbia for the transportation and fractionation of liquids. The NEBC MPS Expansion includes

terminal upgrades, additional operational storage, and a new mid-point pump station, which will support approximately 40,000 bpd of incremental capacity on the NEBC Pipeline. The NEBC MPS Expansion is expected to cost approximately \$90 million and is expected to be in-service in the fourth quarter of 2024. Additionally, Pembina continues to evaluate further expansions to support volume growth in northeastern British Columbia, including new pipelines and terminal upgrades on the NEBC Pipeline and downstream systems between Taylor, British Columbia and Gordondale, Alberta. In 2023, Pembina filed its project notification with the CER in respect of the interprovincial portion of these expansions.

- The Liquids Gathering Pipeline system ("**LGS**"), which includes approximately 400 km of pipelines, including gathering laterals, that transport NGL from northeastern British Columbia to Gordondale, Alberta.
- The Brazeau NGL Pipeline system ("**Brazeau Pipeline**"), which includes approximately 500 km of pipelines, including gathering laterals, with a capacity of 61 mbpd, that transport NGL from natural gas processing plants southwest of Edmonton, Alberta to Fort Saskatchewan, Alberta.
- The Western Pipeline system ("**Western Pipeline**"), which includes approximately 400 km of pipelines that transport crude oil from Taylor, British Columbia to Prince George, British Columbia.
- The Canadian Diluent Hub ("**CDH**"), which includes approximately 500 mbbbls of above ground storage and provides direct connectivity for domestic and U.S. condensate volumes to the oil sands via downstream third-party pipelines.
- The Edmonton North Terminal ("**ENT**"), which includes approximately 900 mbbbls of above ground storage with access to crude oil and condensate supply transported on Pembina's operated pipelines and products from various third-party operated pipelines.
- 13 truck terminals, which provide pipeline and market access for crude oil and condensate production that is not pipeline connected.

Pembina's primary oil sands and heavy oil assets include the following:

- The Syncrude Pipeline system ("**Syncrude Pipeline**"), which includes approximately 450 km of pipelines, with a capacity of 389 mbpd. Pembina is the sole transporter of synthetic crude oil for the Syncrude Project to delivery points near Edmonton, Alberta.
- The Horizon Pipeline system ("**Horizon Pipeline**"), which includes approximately 525 km of pipelines, with a capacity of 335 mbpd. Pembina transports synthetic crude oil for the Horizon Project to delivery points near Edmonton, Alberta.
- The Nipisi Pipeline system ("**Nipisi Pipeline**"), which includes approximately 370 km of pipelines, with a capacity of approximately 100 mbpd, was temporarily taken out of service in the fourth quarter of 2021 following contract expirations, but was reactivated in the fourth quarter of 2023 to transport crude oil from the Clearwater formation north of Slave Lake, Alberta to Edmonton, Alberta. The reactivation included the connection of the Nipisi Pipeline to terminalling infrastructure approximately 40 km north of Slave Lake, Alberta and a new delivery connection to Pembina's North 40 Terminal.
- The Swan Hills Pipeline ("**Swan Hills Pipeline**"), which includes an approximately 425 km pipeline, with a capacity of 48 mbpd and provides transportation of crude oil from the Swan Hills region of Alberta to delivery points near Edmonton, Alberta.
- The terminals at Edmonton, Alberta (the "**Edmonton Terminals**"), which consist of 34 merchant tanks with a capacity of approximately 11.5 mmbbls (9.0 mmbbls net to Pembina) of storage and a crude-by-rail capacity of 210 mbpd (105 mbpd net to Pembina). The terminals are connected to a highly diverse suite of inbound pipelines and outbound connections including both pipeline and rail, resulting in the most robust connectivity in the Edmonton, Alberta area. The Edmonton Terminals include various joint venture assets with two different counterparties and are discussed below:
 - The Edmonton South Terminal ("**Edmonton South Terminal**") is a merchant tank terminal located in Sherwood Park, Alberta. The assets in this facility consist of 13 storage tanks with a total storage capacity of approximately 4.5 mmbbls. The 13 tanks are currently leased from Trans Mountain Corporation under a long-term arrangement and are subleased to third parties.

- The North 40 Terminal ("**North 40 Terminal**") is a merchant tank terminal located in Sherwood Park, Alberta, immediately adjacent to the Edmonton South Terminal. The assets in this facility consist of nine storage tanks with a total storage capacity of approximately 2.15 mmbbls.
- The Base Line Terminal ("**Base Line Terminal**") is a joint venture asset owned by Pembina (50 percent) and Keyera (50 percent) and is operated by Pembina. It is a merchant crude oil storage terminal located on leased land at the Keyera, Alberta EnviroFuels facility in Sherwood Park, Alberta. The assets in this facility consist of 12 storage tanks with a total storage capacity of 4.8 mmbbls (2.4 mmbbls net to Pembina).

Pembina's primary transmission assets include the following:

- The Alliance Pipeline system ("**Alliance Pipeline**") is held through Alliance Canada and Alliance U.S., both of which are currently jointly owned by Pembina (50 percent) and by Enbridge (50 percent).

The Alliance Pipeline consists of a 3,849 km integrated Canadian and U.S. natural gas transmission pipeline, delivering rich gas from the WCSB and the Williston Basin in North Dakota to natural gas markets in the Chicago, Illinois area and currently delivers an average of 1.7 bcf/d of rich gas. The Alliance Pipeline connects to Aux Sable U.S.'s Channahon Facility in Channahon, Illinois, which extracts NGL from the natural gas transported before delivery to downstream pipelines.

The Canadian portion of the Alliance Pipeline consists of a 1,561 km natural gas mainline pipeline and 732 km of related lateral pipelines connected to natural gas receipt locations, primarily at gas processing facilities in northwestern Alberta and northeastern British Columbia, and related infrastructure. Alliance Canada owns the Canadian portion of the Alliance Pipeline.

The U.S. portion of the Alliance Pipeline consists of 1,556 km of infrastructure, including the 129 km Tioga lateral in North Dakota. Alliance U.S., an affiliate of Alliance Canada, owns the U.S. portion of the Alliance Pipeline system.

Pursuant to the Alliance/Aux Sable Acquisition, Pembina has agreed to acquire Enbridge's interest in, among other entities, Alliance Canada and Alliance U.S. and, following completion of the Alliance/Aux Sable Acquisition, Pembina will hold a 100 percent ownership interest in Alliance Canada and Alliance U.S. See "General Developments of Pembina – Developments in 2023" for details on the Alliance/Aux Sable Acquisition.

- The Cochin Pipeline system ("**Cochin Pipeline**") consists of a 12-inch diameter pipeline totaling approximately 2,500 km, which spans from Kankakee County, Illinois to Fort Saskatchewan, Alberta. The Cochin Pipeline transports light condensate primarily to be used as diluent to facilitate bitumen transportation. The Cochin Pipeline traverses two provinces in Canada and four states in the U.S. and has an annual average capacity of 110 mbpd.
- The Vantage Pipeline system ("**Vantage Pipeline**") includes a 786 km, 69 mbpd pipeline and gathering laterals that link ethane supply from the Bakken resource play in North Dakota to the petrochemical market in Alberta. Volumes originate from two gas plants in Tioga, North Dakota extending northwest through Saskatchewan and terminating near Empress, Alberta, where it is connected to the AEGS.
- The Alberta Ethane Gathering System ("**AEGS**") transports ethane within Alberta from various ethane extraction plants to major petrochemical complexes located near Joffre, Alberta and Fort Saskatchewan, Alberta. At 1,120 km in total length, and an aggregate design capacity of approximately 330 mbpd, the AEGS is comprised of an east leg, west leg and a bi-directional north leg, which together form an integrated system that includes interconnections with underground storage sites in Fort Saskatchewan, Alberta and Burstall, Saskatchewan.
- The Jet Fuel Pipeline ("**Jet Fuel Pipeline**") is an approximately 40 km pipeline that transports jet fuel from a Burnaby, British Columbia refinery and the Westridge Marine Terminal to the Vancouver International Airport and includes operational storage tanks at the Vancouver International Airport. The Jet Fuel Pipeline has an operational capacity of 15 mbpd.
- Grand Valley ("**Grand Valley**") includes Pembina's 75 percent jointly controlled interest in Grand Valley 1 Limited Partnership wind farm.

Customers and Commercial Structure

There are approximately 70 shippers on the conventional assets owned and operated by Pembina, including independent producers and multinational oil and gas companies. The primary delivery points for hydrocarbon products from Pembina include: the Enbridge pipeline systems for multiple products; Pembina's North 40 Terminal and the Trans Mountain Pipeline system near Edmonton, Alberta; the Strathcona refinery in the Edmonton, Alberta area; Pembina's CDH near Fort Saskatchewan, Alberta; connected oil sands diluent pipelines; a refinery located in Prince George, British Columbia; and all major NGL fractionators near Fort Saskatchewan, Alberta.

Pembina's conventional terminals are configured to access and provide services for the common grades of Canadian crude oil, as well as access domestic and imported condensate streams. The terminals provide essential services for Pembina's customers with outbound delivery flexibility and above ground storage.

At Pembina's truck terminals, the customer base generally comprises the same producers who seek to transport various products, including condensate, on Pembina's conventional and oil sands and heavy oil systems. Truck terminals are particularly attractive to producers who are unable to justify pipeline/oil battery connections due to relatively low daily production or are producing in advance of being pipeline connected.

The contracts related to conventional assets are fee-for-service in nature, but vary in their structure as follows:

- **Firm contracts:** Pembina focuses on securing base volumes on its Peace Pipeline and Northern Pipeline systems under a firm contract structure, where a fee-for-service toll, which includes flow-through operating costs for power and extraordinary events, is set under the contract and customers receive a firm amount of pipeline capacity for the transportation of their product. Under firm contracts, customers also agree to a minimum revenue or volume commitment ("**take-or-pay**").
- **Cost-of-service contracts:** Pembina's conventional pipelines in British Columbia are primarily operated under a cost-of-service methodology whereby Pembina flows through the actual operating costs of the systems to shippers while recovering a negotiated return on invested capital. Under cost-of-service contracts, Pembina is obligated to hold a fixed capacity for the shippers and the shippers have an obligation to pay their share of the rate base and operating costs of the system whether they use all of the fixed capacity or not.
- **Non-firm or interruptible contracts:** Capacity on conventional assets that has not been secured under the firm contracts or cost-of-service contracts structures described above is contracted under fee-for-service, month-to-month contracts on an interruptible basis that allow Pembina to adjust tolls for actual volumes, operating expenses and capital expenditures on a periodic basis. These contracts do not require Pembina to guarantee a specified amount of dedicated capacity for a customer. Rather, under a non-firm or interruptible contract structure, customers nominate volumes on a monthly basis and tariffs are set periodically by receipt point.

The majority of crude oil, condensate and NGL product transported on the Peace Pipeline and Northern Pipeline systems are contracted under long-term, firm, take-or-pay contracts. As of December 31, 2023, the weighted average remaining term on Peace Pipeline and Northern Pipeline firm contracts was approximately seven years.

Services provided on other conventional assets and systems such as the Drayton Valley Pipeline, LGS, Brazeau Pipeline, CDH, and ENT are generally under interruptible contracts.

Producer activity focused on NGL development continues in the Deep Basin Cretaceous, Montney and Duvernay resource areas served by Pembina's Peace Pipeline and Northern Pipeline systems. Pembina has successfully been able to leverage its existing assets to provide incremental capacity in these areas, as evidenced by Pembina's numerous pipeline expansion projects.

The major shippers on Pembina's oil sands and heavy oil assets are primarily large upstream exploration and production companies.

Pembina's oil sands and heavy oil assets provide services predominantly under long-term, extendible contracts, which allow Pembina to pass along eligible operating expenses to customers. As a result, financial results of these assets are primarily driven by the amount of capital invested and they are not significantly impacted by fluctuations in certain operating expenses, physical throughput or commodity prices.

Pembina's Syncrude Pipeline is fully contracted under a cost-of-service, extendible, long-term agreement that expires no earlier than the end of 2035.

The Horizon Pipeline is fully contracted to a single customer and is operated under the terms of a 25-year fixed return, extendible contract, which expires in 2034.

The Swan Hills Pipeline is utilized by various shippers who transport mainly on an interruptible basis.

More than half of the capacity on the Nipisi Pipeline is contracted with an anchor customer under a combination of cost-of-service and firm service long-term contracts with minimum take-or-pay commitments. The Nipisi Pipeline is experiencing increasing demand as production increases in the Clearwater formation.

The Edmonton Terminals service customers consisting of a diverse mix of production, refining, marketing and integrated companies. The Edmonton Terminals are primarily contracted under long-term and mid-term take-or-pay agreements.

As at December 31, 2023, Alliance Canada had 29 long-term firm shippers and Alliance U.S. had 26 long-term firm shippers. Firm transportation contracts are take-or-pay in nature and shippers are obligated to pay demand charges on contracted capacity in Canada and reservation charges on contracted capacity in the U.S. In addition, Alliance Canada sells seasonal firm and interruptible transportation service on a price-biddable basis. Long-term firm receipt and full path shippers in Canada are also able to nominate priority interruptible transportation service for up to 25 percent of their contracted capacity, if available, at premiums to their long-term firm tolls. As a result of several open seasons that were successfully completed in 2022, along with the most recent renewal efforts in 2023, the Alliance Pipeline is nearly fully contracted for the two gas years beginning November 1, 2023 and November 1, 2024, respectively. For the gas years beginning November 1, 2025 and November 1, 2026, approximately 77 percent and 50 percent, respectively, of the Alliance Pipeline firm capacity is contracted for.

The Cochin Pipeline has two primary customers that collectively have total contractual take-or-pay commitments of 85 mbpd. These contractual commitments expire in July 2024. An open season was completed in January 2023 with 9 mbpd of capacity contracted for 12 to 17 months commencing March 1, 2023. As a result of open seasons conducted during the fourth quarter of 2023, the Cochin Pipeline has contractual commitments with seven customers with contracts expiring between 2027 and 2030 for an aggregate of 90 mbpd commencing August 1, 2024.

Transportation service on the Vantage Pipeline is underpinned by long-term, fee-for-service contracts with take-or-pay provisions. Currently, the Vantage Pipeline contracts are with one customer with petrochemical infrastructure in Alberta, with multiple receipt points along the Vantage Pipeline. Approximately 50 percent of the Vantage Pipeline's capacity is contracted on a take-or-pay basis with additional volumes flowing on a fee-for-service basis, with current contracts expiring between 2029 and 2035.

The AEGS shipper community is currently comprised of either major ethane producers or consumers that have significant energy infrastructure and/or petrochemical investments in Alberta. The AEGS is fully contracted with nearly 100 percent of its capacity contracted under 20-year take-or-pay agreements expiring in 2038.

Competition

Competition among existing crude oil, condensate and NGL pipelines is based primarily on the cost of transportation, access to supply, the quality and reliability of service, contract carrier alternatives, proximity and access to markets and additional service offerings.

Pembina's conventional pipelines are feeder pipelines that move products in the field from oil batteries, processing facilities and storage tanks to facilities, markets and export pipelines primarily in the Edmonton, Alberta and Fort Saskatchewan, Alberta areas as outlined above. The majority of Pembina's conventional assets are connected to existing oil batteries and other facilities. Existing volumes generally remain connected to the applicable pipeline system until it is uneconomic to continue providing pipeline transportation services. This can occur for numerous reasons, including low volumes or increased integrity maintenance costs, in which case the connection may be discontinued and the producer may truck volumes to an alternate delivery point. With Pembina's track record of safe, reliable and cost-effective operations, service tenure, the complex and integrated nature of its systems and high levels of customer service, it is difficult for a competitor to fully replicate Pembina's service offering.

Production volumes that are unconnected via pipeline are typically trucked to the most cost-effective truck unloading facility and there is direct competition from numerous service providers serving the same area. Typically, a producer's selection of a truck terminal is only partially based on tolls. It may also be based on whether the volumes need some form of treatment to meet pipeline specifications, or location based-arbitrage opportunities associated with the applicable product. Pembina owns truck terminals to assist in aggregating unconnected volumes onto its systems. There are several other pipelines and terminal operators which compete for trucked volumes in Pembina's operating areas. Competition for these volumes include local market fractionators for NGL, as well as rail and numerous pipelines connected to terminal operations for crude oil and condensate.

The Edmonton Terminals assets provide excellent inbound and outbound connectivity, both in terms of the facilities to which they are connected and the diversity of products that may be stored and transported by them. In addition to the considerable market access offered to customers via pipeline, including the Trans Mountain Expansion currently under construction, through their proximity and connectivity to crude-by-rail loading facilities, the Edmonton Terminals are able to offer customers the flexibility to move crude oil to markets without pipeline access, store or blend product, supplement deliveries to markets with constrained pipeline capacity, provide security of egress to manage product disruptions, and supply different or unique crude types to refineries looking to maintain set crude specifications.

While regional infrastructure capacity for delivery to the Edmonton, Alberta area is sufficient for current production levels, the primary focus of infrastructure development is expected to be on providing access to markets outside of Alberta for the majority of bitumen and heavy oil produced in Alberta, including through potential incremental merchant storage capacity opportunities at Pembina's terminals. In the long-term, expansions of existing condensate and synthetic crude diluent supply infrastructure, as well as blended bitumen and heavy oil pipeline delivery systems, may be required depending on future development of oil sands assets and production of heavy oil. See *"Risk Factors – Risks Inherent in Pembina's Business – Reserve Replacement, Throughput and Product Demand"*.

Given the long-term nature of oil sands and heavy oil investments, most pipelines serving existing production are underpinned by long-term transportation agreements. Competition primarily arises with respect to incremental supply that requires additional pipeline capacity. In some cases, existing pipeline companies have under-utilized assets which can be repurposed to suit a prospective customer's needs, giving them a competitive advantage when competing for new projects. In other cases, where construction of significant new infrastructure is required, pipeline companies compete for these opportunities based primarily on their operating expertise, cost of capital and commercial flexibility.

While the limited availability of land for development in the area around the Edmonton Terminals and the significant capital investment required to enter the terminalling business are significant barriers to entry, the Edmonton Terminals are subject to competition from other rail terminals and storage facilities which are either in the general vicinity of the terminals or which have gathering systems that are, or could potentially extend into, areas served by the Edmonton Terminals.

As described further under *"Canadian Oil and Gas Industry"*, Alliance Pipeline competes with other transportation alternatives throughout North America. Further, the WCSB, which Alliance Pipeline serves, faces competition from other natural gas producing regions. Alliance Pipeline's competitive position is strengthened by its unique ability to transport rich gas from the WCSB to markets in the Chicago, Illinois area. A significant expansion of U.S. Gulf Coast LNG export capacity is expected over the next number of years and Alliance Pipeline acts as a valuable and cost-effective conduit for WCSB natural gas to access this growing export market.

Condensate used in Canada is primarily supplied by local production and imports from the U.S. While the Cochin Pipeline competes with pipeline systems capable of transporting significant volumes of diluent, the Cochin Pipeline's delivery point in Fort Saskatchewan, Alberta has a low gravity diluent pool and a high level of connectivity, making the Cochin Pipeline an attractive mode of shipping condensate.

Facilities Division

Overview¹

The Facilities Division includes infrastructure that provides Pembina's customers with natural gas, condensate and NGL services. Through its wholly-owned assets and its interest in PGI, Pembina's natural gas gathering and processing facilities are strategically positioned in active, liquids-rich areas of the WCSB and Williston Basin and are integrated with the Company's other businesses. Pembina provides sweet and sour gas gathering, compression, condensate stabilization, and both shallow cut and deep cut gas processing services with a total capacity of approximately 5.4 bcf/d for its customers. Condensate and NGL extracted at virtually all Canadian-based facilities have access to transportation on Pembina's pipelines. In addition, all NGL transported along the Alliance Pipeline are extracted through the Pembina operated Channahon Facility at the terminus. The Facilities Division includes approximately 354 mbpd of NGL fractionation capacity, 21 mmbbls of cavern storage capacity and associated pipeline and rail terminalling facilities and a liquefied propane export facility on Canada's West Coast. These facilities are fully integrated with the Company's other divisions, providing customers with the ability to access a comprehensive suite of services to enhance the value of their hydrocarbons. In addition, Pembina owns a bulk marine import/export terminal in Vancouver, British Columbia.

⁽¹⁾ References to capacity in this paragraph are to net capacity, which includes Aux Sable capacity and excludes projects under development. The financial and operational results for Aux Sable are included in the Marketing & New Ventures Division; excludes projects under development.

Assets

Pembina's assets within the Facilities Division include the gas services assets and the NGL services assets.

Pembina's primary gas services assets include the following:

- Pembina's 60 percent operating interest in PGI, which has ownership interests in the following assets as noted below:
 - The Saturn Gas Plant (100 percent), Sunrise Gas Plant (100 percent) and Tower Gas Plant (100 percent) (collectively, the "**Dawson Assets**"), which have combined gross processing capacity of 1,100 MMcf/d (660 MMcf/d net to Pembina). These assets also include approximately 900 km of gas gathering lines and three liquids hubs.
 - The Cutbank Complex (the "**Cutbank Complex**") located near Grande Prairie, Alberta, which includes four shallow cut sweet gas processing plants (the Cutbank Gas Plant (100 percent), Musreau I (89 percent) comprised of three trains, Musreau II/III (100 percent) comprised of two trains, and the Kakwa 1-35 Gas Plant (50 percent)), and one deep cut sweet gas processing plant (the Musreau Deep Cut (100 percent)). In total, the Cutbank Complex has 805 MMcf/d (449 MMcf/d net to Pembina) of sweet gas processing capacity including 205 MMcf/d (123 MMcf/d net to Pembina) of sweet deep cut extraction capacity. The Cutbank Complex also includes approximately 350 km of gathering pipelines, nine field compression stations, and centralized condensate stabilization.
 - The Hythe Gas Plant (100 percent) and Steeprock Gas Plant (100 percent), which are located northwest of Grande Prairie, Alberta with sweet and sour gas processing capacity of 641 MMcf/d (385 MMcf/d net to Pembina). The plants have approximately 350 km of associated gathering lines.
 - The Saturn Complex (the "**Saturn Complex**"), which is located near Hinton, Alberta and includes the Saturn I (100 percent) and Saturn II (100 percent) facilities for a total of 435 MMcf/d (261 MMcf/d net to Pembina) of deep cut gas processing capacity, as well as approximately 25 km of gathering pipelines.
 - The Patterson Creek Plant (98 percent) ("**Patterson Creek**"), which is a sweet gas processing facility located southeast of Grande Prairie, Alberta with shallow cut NGL recovery. Patterson Creek has an operational capacity of 390 MMcf/d (230 MMcf/d net to Pembina), as well as approximately 500 km of gathering pipelines.
 - The Kaybob South 3 Processing Plant (97 percent) (the "**K3 Plant**"), which is located south of Fox Creek, Alberta, is a sour gas processing facility with shallow cut NGL recovery. The K3 Plant has an operational capacity of 375 MMcf/d (218 MMcf/d net to Pembina), as well as approximately 750 km of gathering pipelines. PGI is developing a 28 MW cogeneration facility at the K3 Plant (the "**K3 Cogeneration Facility**"), which is expected to reduce overall operating costs by providing power and heat to the gas processing facility, while reducing customers'

exposure to power prices. The K3 Cogeneration Facility is expected to fully supply the K3 Plant's power requirements, with excess power sold to the grid at market rates. Further, the K3 Cogeneration Facility is expected to contribute to a reduction in annual emissions compliance costs at the K3 Plant through the utilization of the cogeneration waste heat and the low-emission power generated. The K3 Cogeneration Facility is expected to cost approximately \$115 million (\$70 million net to Pembina) and, subject to regulatory and environmental approvals, is expected to be in-service in the first half of 2026.

- The Duvernay Complex (the "**Duvernay Complex**") located near Fox Creek, Alberta, which currently includes three shallow cut sweet gas processing trains (Duvernay I (92 percent), Duvernay II (92 percent) and Duvernay III (92 percent)), the Duvernay Sour Treating Facilities and the Duvernay Field Hub. In total, the Duvernay Complex has 330 MMcf/d (182 MMcf/d net to Pembina) of shallow cut sweet gas processing capacity, 60 mbpd of raw inlet condensate stabilization facilities, 15 mbpd of water handling facilities, a 150 MMcf/d sour gas sweetening system with 300 MMcf/d of amine regeneration capability and up to one tonne of sulphur per day of acid incineration. Supporting infrastructure includes a 12 km sales gas pipeline and over 50 km of gas gathering and fuel gas pipelines.
- The Resthaven Facility (78 percent) (the "**Resthaven Facility**"), which is located near Grande Cache, Alberta and includes 300 MMcf/d (141 MMcf/d net to Pembina) of raw-to-deep cut sweet gas processing capacity, as well as approximately 30 km of gathering pipelines.
- The Kakwa River facility (100 percent), which has 200 MMcf/d (120 mmcf/d net to Pembina) of raw-to-deep cut sour gas processing capacity (the "**Kakwa River Deep Cut Plant**") and 50 mmcf/d (30 mmcf/d net to Pembina) of shallow cut capacity (the "**Kakwa River Shallow Cut Plant**").
- The Kaybob South Amalgamated Plant (90 percent) (the "**KA Plant**"), which is a sour gas processing facility located southwest of Fox Creek, Alberta with shallow cut NGL recovery. The KA Plant has an operational capacity of 220 MMcf/d (119 MMcf/d net to Pembina) and includes approximately 250 km of gathering pipelines.
- The Wapiti Plant (100 percent) (the "**Wapiti Plant**"), which is a sour gas processing facility located southwest of Grande Prairie, Alberta with shallow cut NGL recovery. The Wapiti Plant has an operational capacity of 200 MMcf/d (120 MMcf/d net to Pembina) and includes approximately 450 km of gathering pipelines. PGI is developing an expansion at the Wapiti Plant (the "**Wapiti Expansion**") that will increase natural gas processing capacity at the Wapiti Plant by 115 MMcf/d (69 MMcf/d net to Pembina). The development of the Wapiti Expansion is driven by strong customer demand supported by growing Montney production and will be fully underpinned by long-term, take-or-pay contacts. The Wapiti Expansion, which consists of a new sales gas pipeline and other related infrastructure, is expected to cost approximately \$230 million (\$140 million net to Pembina) and, subject to regulatory and environmental approvals, is expected to be in-service in the first half of 2026.
- The Smoke Lake Plant (100 percent), which is a gas processing facility located near Fox Creek, Alberta with a capacity of 60 MMcf/d (36 MMcf/d net to Pembina).
- The Younger NGL Extraction Facility ("**Younger**"), which is a 640 MMcf/d (459 MMcf/d net to Pembina) extraction facility and approximately 10 mbpd, net to Pembina, fractionation facility in British Columbia that supplies specification NGL products to local markets, as well as NGL mix supply transported on the Company's pipeline systems to the Fort Saskatchewan, Alberta area for fractionation and sale, and condensate to Pembina's CDH.
- The Empress NGL Extraction Facility ("**Empress**"), which is comprised of a 1,200 MMcf/d (1,065 MMcf/d net to Pembina) extraction facility located at Empress, Alberta, which includes 37 mbpd, net to Pembina, of ethane-plus fractionation, and 30 mbpd of propane-plus fractionation. At Empress, NGL mix is extracted from natural gas at straddle plants and all of the extracted NGL is fractionated and ethane and condensate are sold into western Canadian markets. The remaining propane and butane, at Pembina's option, is either distributed for sale into western Canadian and mid-western U.S. markets or Pembina recombines the propane and butane and transports the mix to Sarnia, Ontario for further re-fractionation, distribution and sale into markets in eastern Canada and the eastern U.S. The Empress Co-generation Facility (the "**Empress Co-generation Facility**") uses natural gas to generate up to 45 megawatts of electrical power, thereby reducing overall operating costs at Empress, and contributes to GHG emission reductions through the utilization of the co-generation waste heat and the low-emission power generated.

- Burstall Ethane Storage ("**Burstall**"), which is comprised of an ethane storage facility, with capacity of 1 mmbbls, located near Burstall, Saskatchewan.

Pembina's primary NGL services assets include the following:

- The fractionation and storage facilities ("**Redwater Complex**"), which includes two 73 mbpd ethane-plus fractionators (being "**RFS I**" and "**RFS II**", respectively); a 55 mbpd propane-plus fractionator ("**RFS III**"); and 12.1 mmbbls of cavern storage located in Redwater, Alberta. The Redwater Complex purchases NGL mix from various natural gas and NGL producers and fractionates it into finished products for further distribution and sale. Also located at the Redwater Complex are Pembina's truck and rail terminals with unit train capability, which service Pembina's proprietary and customer needs for importing and exporting NGL products. In 2023, Pembina sanctioned construction of a new 55 mbpd propane-plus fractionator ("**RFS IV**") at the Redwater Complex. The project includes additional rail loading capacity at the Redwater Complex. RFS IV is expected to cost approximately \$460 million and will leverage the design, engineering and operating best practices of its existing facilities. Subject to regulatory and environmental approvals, RFS IV is expected to be in-service in the first half of 2026. With the addition of RFS IV, the fractionation capacity at the Redwater Complex will total 256 mbpd. The Redwater Co-generation Facility uses natural gas to generate up to 45 megawatts of electrical power, thereby reducing overall operating costs at Redwater, and contributes to GHG emission reductions through the utilization of the co-generation waste heat and the low-emission power generated.
- The East NGL System ("**East NGL System**"), which includes:
 - Up to 20 mbpd of fractionation capacity and 1.2 mmbbls of cavern storage in Sarnia, Ontario;
 - Storage and terminalling assets/capacity at Kerrobert, Saskatchewan, and Superior, Wisconsin; and
 - 6 mmbbls of hydrocarbon storage, truck and rail loading facilities at Corunna, Ontario.
- The Prince Rupert Terminal (the "**Prince Rupert Terminal**"), a 20 mbpd propane export terminal located on Watson Island, British Columbia on lands leased from a wholly-owned subsidiary of the City of Prince Rupert. The Prince Rupert Terminal includes a small-scale rail terminal, moving propane from rail cars to pressurized storage spheres, and ultimately to 'handysize' vessels destined for international markets.
- The Vancouver Wharves ("**Vancouver Wharves**"), located in North Vancouver, B.C., is a 125-acre bulk marine terminal facility that in 2023 transferred over 4 million tons of bulk cargo and 6.5 mmbbl of liquids predominantly to offshore export markets. The Vancouver Wharves are operated under an operating lease and asset ownership agreement with the B.C. Railway Company and a corresponding water lot lease with Port Metro Vancouver. The terminal includes one million tons of bulk storage capacity, 450,000 barrels of distillate storage capacity, four berths, facilities that can house up to 325 rail cars and connectivity to three Class 1 rail companies.
- A 50 percent interest in Fort Corp, which has 27,500 metric tonnes of ethylene storage and 33,400 metric tonnes of ethane-plus NGL mix storage near Fort Saskatchewan, Alberta.

Customers and Commercial Structure

Pembina's gas services assets have approximately 65 customers, including independent producers as well as multinational oil and gas companies. Pembina processes customers' natural gas at PGI's Cutbank Complex, Saturn Complex, Resthaven Facility, Duvernay Complex, Dawson Assets, Hythe Gas Plant, Steeprock Gas Plant, K3 Plant, KA Plant, Patterson Creek, and the Wapiti Plant. The processed natural gas is delivered to Enbridge's T-North system in British Columbia, NOVA Gas Transmission Ltd.'s pipeline system, and the Alliance Pipeline system. The processed NGL are delivered to Pembina's Peace Pipeline and Northern Pipeline systems.

The commercial structure underpinning Pembina's gas services assets is primarily fee-based and therefore Pembina is largely protected from fluctuations in the price of natural gas and NGL. However, under one contract with a customer Pembina benefits when natural gas prices exceed a certain threshold. The liquids handling, gathering and processing business is based on charging fees to customers on the volume of raw or processed gas that is gathered and/or processed through its facilities and the fees are largely based on a fixed-fee-for-service methodology and, in some instances, based on fixed return on invested capital. The fee-for-service contracts associated with certain PGI assets comprise a mixture of firm, take-or-pay and interruptible service contracts of varying durations. The contractual fee structure incorporates a capital fee based on

functional unit usage, as well as provisions for the recovery of operating and overhead costs. PGI's business is primarily supported by long-term contractual arrangements. In particular:

- Duvernay I and the associated Duvernay Field Hub connecting the Tony Creek and Fox Creek areas in Alberta are subject to agreements with large and diversified investment grade oil and gas producers and are supported by a combination of fee-for-service, fixed return and take-or-pay arrangements. The Duvernay II, Duvernay III and Duvernay Sour Gas Treating Facilities are supported by 20-year contracts with a combination of fee-for-service, fixed-return and take-or-pay arrangements. Contract expirations for the Duvernay Complex range from 2024 to 2040, with the majority of contracted capacity expiring in 2039 and 2040.
- The Dawson Assets are supported by fee-for-service agreements with the CRP and Ovintiv, whereby the CRP has committed to use the Dawson Assets on an exclusive basis for a 30-year term within an area of mutual interest. The contract expires in 2045.
- The Hythe Gas Plant and Steeprock Gas Plant are supported by a cost of service-agreement and take-or-pay arrangements with Ovintiv for the majority of the available capacity of these facilities. The majority of contracted capacity expires in 2031.
- The Kakwa River Deep Cut Plant is fully contracted with take-or-pay arrangements until 2036.

Pembina's net share of capacity at Younger and Empress are not under any third-party contracts and are used exclusively by Pembina's marketing business for proprietary volumes.

Pembina's gas services asset expansions and new development plans continue to be focused in condensate and rich gas geographical areas, including the Montney and Duvernay formations.

Gas processing infrastructure requirements are largely driven by area profitability, which is impacted by commodity prices, and producers' ability to access capital. When gas prices are relatively low and NGL prices are relatively high, producers are incentivized to extract as much NGL out of the raw gas stream as possible. When NGL prices are lower, producers may opt to leave more liquids entrenched within their raw gas. Pembina has the flexibility to offer facilities with varying degrees of liquids extraction capability to support customers in a variety of market conditions.

Gas processing is part of an integrated value chain, with Pembina able to separate crude oil and condensate, process sweet and sour gas, and extract NGL from the gas, while transporting the gas to the Chicago, Illinois area. The extracted liquids are transported through Pembina's conventional pipelines to its CDH, ENT, Edmonton Terminals and fractionation complexes, where Pembina is able to market the products to end users.

Pembina's NGL service assets provide a multitude of services for its customers. It is common practice for customers to sign up for more than one service with Pembina, including fractionation, storage, loading and off-loading.

At the Redwater Complex, Pembina provides NGL fractionation, storage and terminalling (loading and off-loading) services. NGL fractionation services at the Redwater Complex are provided under single or multi-year, predominately take-or-pay contracts. Pembina also provides third party terminalling services at the Redwater Complex for the Sturgeon Refinery, which is operated by the Northwest Redwater Limited Partnership under a long-term fixed-return agreement.

Through its East NGL System, Pembina provides NGL fractionation, storage and terminalling (loading and off-loading) services in Superior, Wisconsin and Sarnia, Ontario primarily on an interruptible, fee-for-service basis to Pembina's Marketing & New Ventures Division. Pembina also provides storage and terminalling services in Corunna, Ontario on both fee-for-service and fixed-return agreements, on an annual and multi-year basis, to third party customers and Pembina's Marketing & New Ventures Division.

The Prince Rupert Terminal provides export of propane produced in Western Canada for delivery into international propane markets. The terminal primarily provides service on a fee-for-service basis to Pembina's Marketing & New Ventures Division and their customers.

Vancouver Wharves capacity is contracted under long-term, take-or-pay terminal service agreements. Some of Pembina's major long-term contracts at the Vancouver Wharves are extendible.

Competition

Pembina's gas services assets are subject to competition from other gas processors, producer owned infrastructure. These alternative options are either in the general vicinity of Pembina's facilities, or have gathering systems that extend, or could potentially extend, into areas served by these facilities. Going forward, the demand for additional processing infrastructure will be determined primarily by the rate at which the WCSB gas production grows. Pembina's competitive advantage stems from its integrated value chain, which allows gathering and processing facilities, including through PGI facilities, to become part of a well-head to market infrastructure solution, benefiting from seamless operational and commercial alignment.

Pembina's NGL services assets are subject to competition from other fractionators, truck terminals, rail services, storage facilities, and export terminals, which are either in the general vicinity of Pembina's facilities or have gathering systems that extend, or could potentially extend, into areas served by Pembina's facilities. Going forward, it is expected that demand for additional infrastructure will be determined primarily by the rate at which the WCSB hydrocarbon production grows. Vancouver Wharves is subject to competition from significantly smaller distillates facilities in the area. There are various new competitive grain terminals that could increase competitive pressures on Vancouver Wharves' grain business. For mineral concentrates, Vancouver Wharves enjoys a distinct advantage as it is one of only four facilities on the west coast of North America that is currently permitted to handle these commodities.

Marketing & New Ventures Division

Overview

The Marketing & New Ventures Division leverages Pembina's integrated value chain and existing network of pipelines, facilities, and energy infrastructure assets to maximize the value of hydrocarbon liquids and natural gas originating in the basins where the Company operates. Pembina pursues the creation of new markets, and further enhances existing markets, to support both the Company's and its customers' business interests. In particular, Pembina seeks to identify opportunities to connect hydrocarbon production to new demand locations through the development of infrastructure. The division also focuses on developing new business platforms and undertaking initiatives that seek to reduce the GHG emissions of Pembina's and its customers' operations.

The Marketing & New Ventures Division is also responsible for the development of new large-scale, or value chain extending, projects, including those that provide enhanced access to global markets and support a transition to a lower-carbon economy. Currently, Pembina is pursuing opportunities associated with LNG, low-carbon commodities, and large-scale GHG emissions reductions.

Marketing Activities

Within the Marketing & New Ventures Division, Pembina undertakes value-added commodity marketing activities including buying and selling products (natural gas, ethane, propane, butane, condensate, crude oil, electricity and carbon credits), commodity arbitrage, and optimizing storage opportunities. The marketing business enters into contracts for capacity on both Pembina's and third-party infrastructure, handles proprietary and customer volumes and aggregates production for onward sale. Through this infrastructure capacity, including Pembina's Prince Rupert Terminal, as well as utilizing the Company's expansive rail fleet and logistics capabilities, Pembina's marketing business adds incremental value to the commodities by accessing high value markets across North America and globally.

The Marketing & New Ventures Division also enters into power purchase agreements for renewable power, thus reducing Pembina's or its customers' GHG emissions.

The value potential associated with Pembina's marketing business is dependent upon, among other things, Pembina's ability to: access supply of hydrocarbons; access connections to both downstream pipelines and end-use markets; understand the value of the commodities transported, stored and terminalled; provide flexibility and a variety of storage options; and adjust to a liquid, responsive, forward commodity market. Pembina actively monitors market conditions and commodity stream values and qualities to target revenue opportunities and service offerings. Pembina is also proactively working with upstream and downstream customers to develop value-added terminalling solutions and increase available optionality.

Financial and operational results in the marketing business are subject to commodity price fluctuations, product price differentials, location basis differentials, foreign exchange rates and volumes. The prices of products that are marketed by Pembina are subject to volatility as a result of these factors and other considerations including seasonal demand changes, weather conditions, general economic conditions, changes in crude oil, NGL, natural gas and electricity markets and other factors. See "*Risk Factors – Risks Inherent in Pembina's Business – Commodity Price Risk*".

Customers within Pembina's marketing business are generally those who produce, consume and/or market crude oil, condensate, NGL, natural gas and electricity, are downstream markets for those products, or are interested in ancillary services related to those products. Customers within the crude oil and condensate marketing business include shippers transacting with Pembina's Pipeline Division, other upstream producers, and companies that market crude oil and condensate. Customers within the NGL marketing business include those transacting with Pembina's Facilities Division, as well as other downstream companies that either consume NGL for production in various industries, such as petrochemicals and agriculture, or market NGL to end consumers. Customers within the natural gas marketing business include companies that purchase natural gas off the Alliance Pipeline and companies that supply natural gas to fill straddle facilities.

The contractual arrangements associated with Pembina's marketing business vary by service offering.

Aux Sable

Pembina's ownership interest in Aux Sable ("**Aux Sable**"), which includes Aux Sable Canada and Aux Sable U.S., is included in the Marketing & New Ventures Division, since the majority of cash flow from this asset is derived from commodity sales. Pembina is the operator of the assets owned by Aux Sable.

- Aux Sable U.S. ("**Aux Sable U.S.**") is comprised of Aux Sable Liquids Products Inc., Aux Sable Liquid Products LP ("**Aux Sable U.S. LP**") and Aux Sable Midstream LLC. Collectively Aux Sable U.S. is currently owned by Pembina (42.7 percent), indirectly by Enbridge (42.7 percent) and indirectly by The Williams Companies, Inc. (14.6 percent). The primary assets of Aux Sable U.S. include:
 - The Channahon Facility ("**Channahon Facility**"), located in Channahon, Illinois, about 80 km southwest of Chicago at the eastern terminus of the Alliance Pipeline. The Channahon Facility is capable of processing 2.1 bcf/d of natural gas and can produce approximately 131 mbpd of specification NGL products. All of the natural gas delivered via the Alliance Pipeline is processed at the Channahon Facility. The Channahon Facility includes storage and rail facilities as well as NGL pipelines that connect the facility to various third-party terminals, refineries and petrochemical plants. The scale and geographic location of the Channahon Facility provides producers located in Western Canada and North Dakota with economic options for liquids rich gas takeaway and access to U.S. NGL markets, avoiding costly investments in field processing and transportation infrastructure.
 - The Palermo Conditioning Plant ("**Palermo Conditioning Plant**"), located near Palermo, North Dakota, a 80 MMcf/d plant, which receives gas from gathering systems servicing nearby Bakken shale oil and gas production areas and removes the condensate while leaving the majority of the natural gas liquids in the rich gas prior to shipping on the Alliance Pipeline via delivery on the Prairie Rose Pipeline.
 - The Prairie Rose Pipeline ("**Prairie Rose Pipeline**"), a 120 MMcf/d pipeline connecting the Palermo Conditioning Plant to the Alliance Pipeline.
 - Under transportation agreements with natural gas shippers on the Alliance Pipeline, Aux Sable U.S. LP has the right to extract NGL from all of the natural gas transported for the durations of the applicable agreements. Aux Sable has signed NGL value-sharing agreements with certain gas producers in Alberta, British Columbia and North Dakota.
 - In December 2023, Aux Sable U.S. LP entered into an exclusive NGL sale agreement with an NGL marketer, effective January 1, 2024, pursuant to which Aux Sable U.S. LP sells all of its NGL production from the Channahon Facility to such counterparty. In return, Aux Sable U.S. LP receives a percentage share of any net margin generated from the counterparty's business relating to such NGLs. The NGL sales agreement has a term of ten years, expiring January 1, 2034.
- Aux Sable Canada ("**Aux Sable Canada**") is comprised of Aux Sable Canada LP and Aux Sable Canada Ltd. Aux Sable Canada is currently owned by Pembina (50 percent) and indirectly by Enbridge (50 percent). The primary assets of Aux Sable Canada include:
 - The Heartland Offgas Plant ("**HOP**"), a 20 MMcf/d extraction plant located in Fort Saskatchewan, Alberta. HOP produces valuable products including hydrogen, ethane, and other natural gas liquids from a refinery offgas stream supplied from Shell's Scotford Complex. The products are returned to Shell via pipeline.
 - The Septimus Pipeline ("**Septimus Pipeline**"), which is located in northeastern British Columbia and transports sweet, liquids rich gas from the Septimus and Wilder gas plants to the Alliance Pipeline, for downstream processing at Aux Sable U.S.'s Channahon Facility. The Septimus Pipeline is 100 percent owned by Aux Sable Canada and operated by a third-party and has a capacity of approximately 350 MMcf/d.

Pursuant to the Alliance/Aux Sable Acquisition, Pembina has agreed to acquire Enbridge's interest in, among other entities, Aux Sable U.S. and Aux Sable Canada, and, following completion of the Alliance/Aux Sable Acquisition, Pembina will hold a 85.4 percent ownership interest in Aux Sable U.S. and a 100 percent ownership interest in Aux Sable Canada. See "*General Developments of Pembina – Developments in 2023*" for details on the Alliance/Aux Sable Acquisition.

New Ventures

The Marketing & New Ventures Division is also responsible for the development of new large-scale, or value chain extending projects, including those that provide enhanced access to global markets and support a transition to a lower-carbon economy. Currently, Pembina is pursuing opportunities associated with LNG, low-carbon commodities, and large-scale GHG emissions reductions.

Cedar LNG

Pembina has formed a partnership with the Haisla Nation to develop the proposed Cedar LNG Project, a three million tonne per annum floating LNG facility strategically positioned to leverage Canada's abundant natural gas supply and British Columbia's growing LNG infrastructure to produce industry-leading low-carbon, cost-competitive Canadian LNG for overseas markets. Cedar LNG will provide a valuable outlet for WCSB natural gas to access global markets and is expected to achieve higher prices for Canadian producers, contribute to lower overall emissions, and enhance global energy security. Given that Cedar LNG will be a floating facility, manufactured in the controlled conditions of a shipyard, it is expected that the project will have lower construction and execution risk. Further, powered by BC Hydro, Cedar LNG is expected to be one of the lowest emissions LNG facilities in the world.

Cedar LNG has substantially completed several key project deliverables, including obtaining material regulatory approvals; advancing inter-project agreements with Coastal GasLink and LNG Canada; signing a heads of agreement with Samsung Heavy Industries Co., Ltd. and Black & Veatch Corporation; and executing a lump sum engineering, procurement, and construction agreement to provide Cedar LNG with the necessary services to construct the project.

Though numerous milestones have been achieved, the Cedar LNG Project still faces a number of schedule driven interconnected elements that require resolution prior to making a final investment decision, including binding commercial offtake, obtaining certain third-party consents, and project financing. On this basis, a final investment decision is now expected in the middle of 2024.

Alberta Carbon Grid

Pembina and TC Energy have formed a partnership to develop the Alberta Carbon Grid, a carbon transportation and sequestration platform that is intended to enable Alberta-based industries to effectively manage their GHG emissions, contribute positively to Alberta's lower-carbon economy, and create sustainable long-term value for Pembina and TC Energy stakeholders. Alberta Carbon Grid is developing the Industrial Heartland project, which will have the potential to transport and store up to ten million tonnes of CO₂ annually. Alberta Carbon Grid completed the appraisal well drilling, logging and testing in December 2023. Preliminary data was consistent with the Alberta Carbon Grid's storage capacity expectations and further work is underway to confirm the initial results. Throughout 2024, the Alberta Carbon Grid will continue to progress commercial conversations, refine the project scope, and advance project engineering, including facility design and work on the pipeline routing.

Seasonality

Pembina's businesses are affected by seasonality in the following ways:

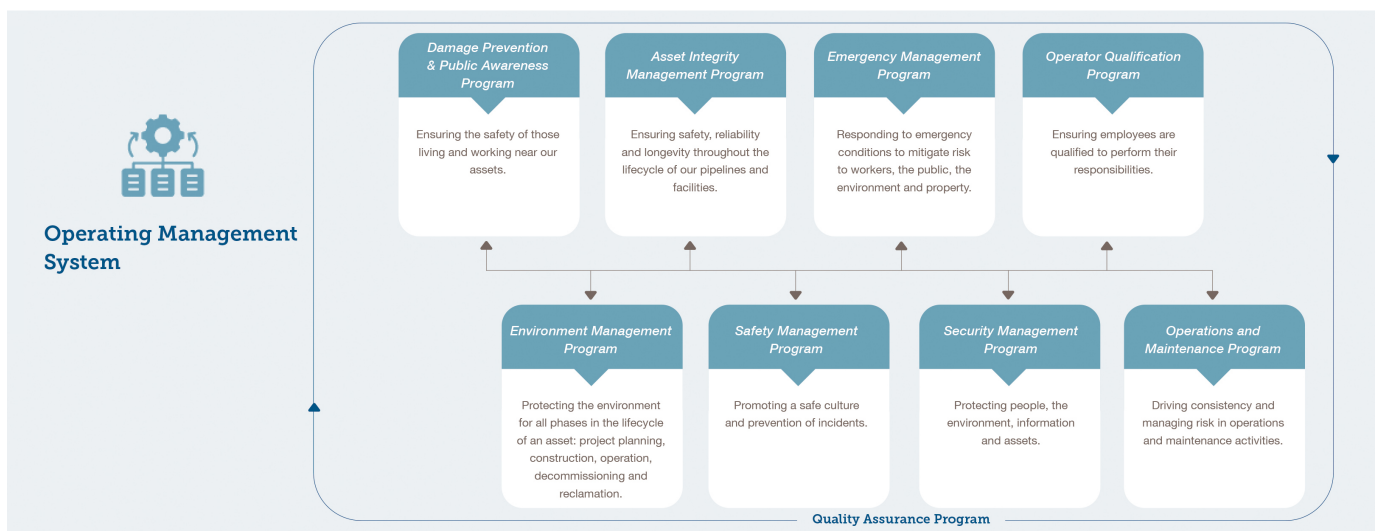
- Construction and operational maintenance activities may vary seasonally. Site access and ground conditions can be impacted by spring melting and, as a result, Pembina typically experiences higher pipeline maintenance and integrity spending in the first and fourth quarters of the year. Labour productivity may be negatively impacted by seasonal weather conditions including extreme temperatures in the winter.
- Conventional feeder pipelines and gathering systems generally experience lower volumes during the spring months as a result of reduced drilling primarily due to weight restrictions on roads, producers conducting maintenance on their batteries and gas plant turnarounds. The magnitude and duration of road weight restrictions are dependent upon spring weather conditions. Many battery operators also perform maintenance work on production facilities during the spring months. Road restrictions and battery maintenance can also impact gathering pipeline receipts during the fall months, although the impact on throughput is generally less pronounced than during the spring months. Similar seasonality impacts are experienced upstream of the pipelines at Pembina's gas processing facilities.
- Volumes transported on the Alliance Pipeline or volumes processed at gas processing facilities are generally higher during winter months as gas compression is more efficient in cold weather and there is, therefore, increased availability to flow interruptible volumes in the winter months, subject to customer demand for the service.
- The financial performance of Pembina's marketing business can be affected by seasonal demands for products and other market factors. Propane inventory generally builds over the second and third quarters of the year and is sold in the fourth quarter and the first quarter of the following year during the winter heating season. Condensate, butane and ethane are generally sold ratably throughout the year. See "*Risk Factors – Risks Inherent in Pembina's Business – Commodity Price Risk*".

OTHER INFORMATION RELATING TO PEMBINA'S BUSINESS

Operating Management System

Pembina is committed to operational excellence and one of the ways in which the Company delivers this is through its Operating Management System ("OMS"). Pembina's OMS provides a consistent framework for the design, development, and implementation of a comprehensive suite of policies, programs, procedures, standards and tools that guide, govern and drive operating activities. The Pembina OMS also supports cyclical planning, implementation, review, and adjustment of operational activities. Pembina's OMS is designed to anticipate, prevent, manage and mitigate conditions that may adversely affect the safety and security of Pembina's employees, the public, the environment, and the Company's infrastructure assets while complying with government regulations. The Company's OMS aligns Pembina with industry best practices and standards.

As outlined below, Pembina's OMS is comprised of a number of individual programs intended to drive safety, reliability, efficiency, cost-effectiveness and the continuous improvement of the Company's operational performance. Pembina's Quality Assurance Program includes certain processes to systematically and independently verify that these individual programs are established and are working effectively, while also promoting continuous improvement through the identification of opportunities to implement and communicate lessons learned throughout all levels of the organization.



Operational improvements, findings and industry changes are assessed, risked and prioritized, with corrective and preventative actions identified and implemented. These actions are underpinned by goals and objectives with delivery monitored against targets through assurance and management reviews. OMS is maturing over time through regularly scheduled OMS working group activities and oversight by the OMS Steering Committee. By implementing OMS in support of a strong safety culture, Pembina's projects are designed, constructed, operated and decommissioned or abandoned in a manner that considers the safety and security of the public, Pembina personnel and physical assets, and the protection of property and the environment. Each of the OMS programs is described more fully in the sections below.

Asset Integrity Management Program

Pembina employs comprehensive asset integrity management programs and dedicates a significant portion of its annual operating budget directly to integrity management activities. Pembina's integrity management programs include the systems, processes, analysis and documentation designed to ensure proactive and transparent management of its pipeline systems and facilities, in compliance with applicable standards and regulations.

Pembina's asset integrity management programs incorporate industry best practices and are designed to meet or exceed regulatory requirements with the goal of achieving enhanced safety, reliability and longevity of the Company's assets.

Integrity management begins at the engineering and design phase. Pembina has a robust set of engineering and design specifications to ensure learnings and best practices are captured and consistently applied to future projects. At the early stages of building a new pipeline, Pembina ensures that pipeline routes are chosen to avoid geologically unstable or high consequence areas and to minimize environmental impact. To further mitigate the risk and impact of an incident, Pembina designs its pipelines so they can be safely shut down and segments can be isolated by installing block valves at strategic intervals along the system. Where appropriate, Pembina takes extra safety precautions, such as increasing pipe wall thickness or depth-of-cover, to help mitigate risks. In addition, when it comes to choosing materials for new construction, Pembina uses steel pipe and other products that have been manufactured to meet or exceed applicable regulatory specifications and industry standards. As part of the design of facilities, impacts to existing infrastructure are identified and mitigation measures established as part of the Process Hazard Assessment process. The outcome is that lifecycle costs are minimized, while assuring safe, reliable and compliant operation.

Proactive pipeline integrity management activities extend into operations through programs, including right-of-way patrols and public awareness to reduce the likelihood of third-party damage, system-specific hazard evaluations and risk assessments, geotechnical programs to manage slope instability and river crossings, the use of specific chemicals to reduce the likelihood of internal corrosion from impurities and bacteria in the oil, cathodic protection to mitigate the possible growth of external corrosion, training and competency management programs for staff and contractors, and enhanced emergency response procedures and training exercises.

Pembina plans and executes scheduled turnarounds and outages at its gas processing, fractionation and pipeline facilities to complete required maintenance and inspection of pressure equipment, tanks, piping and pressure relieving devices. By using data collected through Pembina's facility integrity program, the Company can provide safe, reliable and cost-effective operation of its facilities – to the benefit of Pembina's customers and Shareholders.

Emergency Management Program

Pembina's Emergency Management Program ("**EMP**") enables Pembina to conduct its activities and operations in a manner consistent with Pembina's commitment to protecting the health and safety of workers and the public and safeguarding the environment affected by its activities.

The EMP aims to reduce conditions that could adversely affect the safety of workers or the public, the environment, or property during an emergency through the development of standards and processes specific to emergency management activities, including prevention, preparedness, response and recovery. Furthermore, the EMP addresses regulatory expectations, industry standards and best practices for:

- conducting hazard assessments;
- developing emergency management plans;
- facilitating emergency response exercises;
- delivering emergency management training to personnel;
- conducting community awareness activities;
- facilitating first responder engagement sessions; and
- participating in mutual aid associations or industry groups.

Pembina's EMP is made up of the following four core components:

1. **Prevention and Mitigation.** Defines actions taken by Pembina to identify and reduce the risks of hazards before an emergency occurs.
2. **Preparedness.** Ensures that Pembina has the capacity to respond effectively and rapidly when people, the environment, or property will be, or are, affected by hazards. Preparedness ensures that the necessary plans and resources are in place and practiced.

3. **Response.** Defines the actions to be taken to minimize the impact on people, the environment or property, and the impacts to customers, with an emphasis on prevention of injury and loss of life.
4. **Recovery.** Ensures actions taken following an emergency restore and repair infrastructure and services to the level of pre-emergency function. Recovery programs and activities should ensure that resources (personnel and assets) are replaced/replenished/debriefed and that the response is reviewed as part of a continuous improvement process.

Security Management Program

Pembina's Security Management Program ("**SMP**") enables Pembina to conduct its activities and operations in a manner consistent with Pembina's commitment to: protecting people, the environment, information, and assets; complying with legal and regulatory requirements; and meeting or exceeding industry standards and best practices. Pembina's SMP ensures security threats and associated risks are identified and managed with appropriate mitigation and response procedures to minimize the impact of security incidents adversely affecting Pembina's stakeholders, information, logical/physical infrastructure while ensuring compliance with applicable Company policies, security regulations and standards.

The SMP is a risk-based management system approach to managing security risk consisting of five concurrent and continuous functions—Identify, Protect, Detect, Respond, and Recover as set forth below.

1. **Identify.** The Identify function is foundational to understanding the business context, the resources that support critical functions, and the related security risks to Pembina to focus and prioritize its efforts, consistent with its risk management strategy and business needs.
2. **Protect.** The Protect function supports the ability to limit or contain the impact of a potential security event.
3. **Detect.** The Detect function enables timely discovery of security events.
4. **Respond.** The Respond function supports the ability to contain the impact of potential security events.
5. **Recover.** The Recover function supports timely recovery to normal operations to reduce the impact from security events.

Pembina has established an Enterprise Security Steering Committee ("**ESSC**") which meets quarterly. The purpose of the ESSC is to: ensure senior leadership oversight of security throughout Pembina's operations and business activities; identify and mitigate security threats and risks against Pembina's people, assets, information, systems, facilities and business interests; and full implementation and continuous improvement of Pembina's Corporate Security Plan and Enterprise Cyber Security Plan.

Safety Management Program

Pembina's Safety Management Program is aligned with its HSE Policy and other programs that form Pembina's OMS. It employs a systematic approach comprised of principles, standards, procedures, guidelines, and other supporting documents. To support the Safety Management Program, Pembina has established Life Saving Rules and Safety Culture Expectations applicable to all personnel and Pembina activities to ensure critical safety risks are managed effectively. The Company's corporate safety culture of "Zero by Choice" seeks to minimize incidents, and Pembina believes its employees and contractors can achieve this by recognizing that "Safety Starts with Me".

The Safety Management Program is designed to drive continuous improvement and enhance safety performance through measurement and risk management. Pembina uses leading and lagging metrics, incident reporting, audits and other assurance tools as inputs from the Safety Management Program to identify continuous improvement opportunities. Pembina has built a strong reporting culture, enabling it to investigate and learn from incidents and near misses.

In addition, Pembina has a comprehensive approach to process safety and a management of change system is in place to confirm that changes to existing and future facilities are properly recognized, evaluated and managed to confirm that health, safety, security, operational and environmental risks arising from these changes remain at acceptable levels. Pembina uses process hazard analysis, which is a formal risk assessment method that identifies potential hazards and assesses the adequacy of existing or proposed safeguards to manage the risks of its operations.

To promote and measure safety performance, Pembina uses a comprehensive, balanced scorecard that includes both leading and lagging metrics. Leading metrics on this scorecard include leadership visibility in the field, positive safety recognitions, contractor inspections and recognizing when personnel stop work due to unsafe conditions. These metrics drive proactive cultural behaviours by leaders, employees and contractors to sustain and improve the Company's safety performance. The scorecard also includes traditional lagging metrics such as total recordable injury frequency, vehicle incidents and product releases classified as Tier 1 process safety events. These leading and lagging safety performance metrics are also one of the factors used to determine executive and other employee short-term incentive plan payments.

To support a learning culture, an Incident Review Panel meets every other month to review selected incidents to identify and share investigation root causes, lessons learned and track corrective actions. Participants in the Incident Review Panel include the executive team, operations and project leaders and safety specialists. In addition, an Executive Safety Committee meets on a quarterly basis to set and evaluate strategies, priorities, performance targets and HSE key metrics.

Environment Management Program

Pembina's assets are subject to environmental regulation. The Company must comply with applicable federal, provincial, state and local laws and regulations in Canada and the U.S. Such laws and regulations govern, among other things, construction, operating and maintenance standards, management and control of emissions and waste discharge and protection of aquatic and terrestrial wildlife and habitat. Management expects that Pembina's facilities and operations meet or exceed those requirements. Pembina participates in the following applicable regulated emissions reporting programs: Canadian Greenhouse Gas Reporting Program, Canadian National Pollutant Release Inventory Reporting, Alberta Specified Gas Reporting Regulation, Alberta Technology Innovation and Emissions Reduction Regulation, British Columbia Greenhouse Gas Emission Reporting Regulation, Saskatchewan Management and Reduction of Greenhouse Gases (Reporting) Regulation, and U.S. Environmental Protection Agency Greenhouse Gas Report, as well as other provincial and state air quality reporting requirements under asset-specific approval conditions.

Pembina has implemented an Environment Management Program, which provides guidance on regulatory requirements and Pembina's commitment to environmental protection for all phases in the lifecycle of an asset: project planning, construction, operation, decommissioning, and reclamation.

Pembina's focus on integrity management and safe operations continues to result in low incident frequency and minimal environmental impact. Each year, to manage environmental liability, Pembina invests in the remediation and reclamation of pre-existing spill sites, thereby reducing Pembina's environmental liabilities. In addition to the environmental expenses associated with its operations, Pembina also invests in environmental assessment, planning, permitting and post-construction monitoring associated with the Company's capital projects.

Pembina is committed to reducing the GHG emission intensity of its businesses. Pembina's 2022 Sustainability Report details Pembina's environmental performance and commitment to continuous improvement, transparency and engagement as it continues to further integrate sustainable business practices throughout the Company. The 2022 Sustainability Report is available at www.pembina.com/sustainability.

In 2021, Pembina developed a GHG emissions intensity reduction target of reducing its GHG emissions intensity by 30 percent by 2030, relative to 2019 baseline emissions, incorporated ESG metrics into short-term incentive compensation metrics, and developed strategies to address the transition to lower-carbon energy resources. The GHG reduction target will help guide business decisions and improve overall emissions intensity performance while increasing Pembina's long-term value and ensuring Canadian energy is developed and delivered responsibly. To meet the target, Pembina will focus on operational opportunities, greater use of renewable and lower emission energy sources, and investments in a lower-carbon economy.

Damage Prevention and Public Awareness Programs

Working safely around pipelines and preventing damage to Pembina owned and operated pipelines, facilities and associated infrastructure is in the best interest of all of Pembina's stakeholders. Pipeline infrastructure is often buried underground and, as a result, preventing pipeline damage depends on operators, the public and stakeholders working together to be aware of the dangers and taking appropriate actions to prevent the risk of damage. Pembina's Damage Prevention and Public Awareness Programs are dedicated to worker safety, public safety, protection of the environment and the preservation of the integrity of the Company's infrastructure. These programs have been developed to meet or exceed the regulatory requirements for Damage Prevention and Awareness Programs in the areas Pembina operates.

Pembina is committed to establishing meaningful and open communications with those who live and work around the Company's underground infrastructure to increase the awareness of the presence of Pembina's underground infrastructure and their requirements for how to work safely in the vicinity of the Company's pipelines.

Operations and Maintenance Program

As part of Pembina's commitment to safe and reliable operations that ensure the protection of our people and the environment, Pembina personnel must adhere to the day-to-day operations and maintenance requirements as set out in the Operations and Maintenance Program. The Operations and Maintenance Program includes our operator qualification program, maintenance expectations, and how assets, such as pipelines, are operated.

Operator Qualification Program

Pembina's Operator Qualification Programs for the United States operation of the Vantage Pipeline, Cochin Pipeline and Aux Sable assets are in place in accordance with the PHMSA Operator Qualification Rule, and are intended to ensure that Pembina's operations and maintenance staff are trained and qualified to perform their duties safely and effectively.

The Operator Qualification Programs establish the procedures, requirements and responsibilities for qualifying personnel and any other individuals who perform "Covered Tasks" at any facilities for which Pembina is responsible. These procedures have been developed to ensure compliance with 49 CFR Part 192, Subpart N and 49 CFR 195 Subpart G (known as the "OQ Rule"). The Operator Qualification Programs apply to all applicable Pembina personnel and any applicable subsidiary personnel, contractor personnel, subcontractor personnel and personnel of all other Pembina related entities who perform "Covered Tasks" on the U.S. segments of the Aux Sable, Vantage Pipeline or Cochin Pipeline assets. All personnel who perform "Covered Tasks" in relation to these assets must be qualified in accordance with the Operator Qualification Programs.

Training, Mentorship and Qualification

In Canada, Pembina's training, mentorship and qualification ("**TMQ**") initiative includes maintenance expectations, and the appropriate standards, procedures, and training to ensure employees are competent to operate our assets, such as pipelines. TMQ further defines the competencies required for an individual's specific role, and develops and assures competency through training, mentoring and formal evaluation.

Preventative Maintenance Management Tool

Pembina's SAP-based preventative maintenance management tool ("**PMM**") was implemented for all of Pembina's legacy assets in 2018. In 2023, Pembina completed the implementation of PMM on the assets acquired in connection with the PGI Transaction. The objective of PMM is to ensure safe, consistent and efficient asset management and maintenance. PMM is a key component of Pembina's OMS and a driver of safe and efficient asset management and operation.

Pipeline Control Management Program

Pembina has a Pipeline Control Management Program in place to ensure that the Company's pipeline systems are operated safely and reliably. As part of the Pipeline Control Management Program, Pembina employs modern supervisory control and data acquisition ("**SCADA**") technology on the majority of its pipeline systems. The SCADA systems allow for continuous electronic monitoring and control of the pipeline systems from dedicated computer consoles located in Pembina's control centre in Sherwood Park, Alberta. Operators monitor the computer consoles 24 hours per day, 365 days per year. The SCADA systems and associated leak detection software continually monitor pipeline flow and operating conditions. Line balance calculations are performed automatically by the system and alarms are triggered when imbalances are detected. When imbalance alarms are triggered, trained control centre operators investigate the alarm or shut down the pipeline in accordance with Pembina's Segment Imbalance Response Protocol.

Industry Regulation

Pembina's assets are subject to oversight by various regulatory bodies, including, but not limited to, the AER, AUC, AEPA, BCUC, BCER, B.C. Ministry of Environment and Climate Change Strategy, B.C. Ministry of Finance, Saskatchewan Ministry of Energy and Resources, the Ontario Energy Board, the Ontario Ministry of the Environment, Conservation and Parks, the Ontario Ministry of Natural Resources and Forestry, CER, ECCC, the North Dakota Department of Environmental Quality, the North Dakota Public Service Commission, the Illinois Environmental Protection Agency, the Illinois Commerce Commission, the U.S. Environmental Protection Agency, PHMSA and the FERC.

AER and AUC

The AER regulates, among other things, the construction, operation, discontinuation and abandonment of non-utility pipelines, associated installations and gas processing plants in Alberta pursuant to the *Pipeline Act* (Alberta), the *Oil and Gas Conservation Act* (Alberta) and the *Responsible Energy Development Act* (Alberta). A licence from the AER is necessary to construct and operate a pipeline, associated installations or a gas processing plant within Alberta. The AER may impose conditions on such a licence. When making decisions on these kinds of regulatory matters, the AER must consider the social and economic effects of the proposed activities, effects on the environment, and potential impacts on landowners. Indigenous consultation, environmental, and water protection regulations are also administered or considered by the AER.

With respect to toll-regulation in Alberta, once a licence to construct a pipeline or a gas processing plant is issued by the AER, subject to regulatory intervention, the pipeline or gas processing plant is free to establish tolls or prices in a competitive market environment. Tolls or prices are established under contracts of varying terms and conditions and for pipelines are also posted by location for non-firm (interruptible) service. Posted pipeline tolls which are applied to non-firm volumes can generally be adjusted to respond to changing volumes, costs and market circumstances. Contracted pipeline tolls on firm contracts can also be adjusted, where permitted by the terms of the contract, for such things as changes in the consumer price index, changes in power costs, extraordinary natural events that impact pipeline integrity and changes to regulations associated with pipelines. On application, an AER-regulated pipeline or gas processing plant may be declared a common carrier or common processor. Common carriers or processors must provide access and may not discriminate between customers. Where a pipeline or processing plant has been declared a common carrier or processor, customers also have recourse to the AUC with respect to tariff or price matters.

Pembina is subject to regulation by the AER under the AER's liability management framework, including the Licensee Management Program, the Inventory Reduction Program, the Licensee Liability Rating Program and the Large Facility Liability Management Program. As of December 1, 2021, AER Directive 088: Licensee Life-cycle Management ("**Directive 088**") came into force and will replace the AER's current Licensee Liability Rating Program over time. Directive 088 institutes a wholistic assessment regime with several different regulatory tools not limited to the current use of security deposits. This wholistic regime currently applies to licence transfers and has implemented the Inventory Reduction Program. Under the Inventory Reduction Program, which became effective on January 1, 2022, all licensees that have liability associated with inactive infrastructure are required to spend a specified amount each year on reclamation activities, or post equivalent security with the AER.

The AER also regulates, in conjunction with AEPA, airborne emissions from energy resource activities including oil and gas pipelines and processing plants. The AER's authority includes regulation of methane emissions in the upstream oil and gas sector, pursuant to the *Methane Emission Reduction Regulation* and Directives 060 and 017.

AEPA

Comprehensive GHG emissions regulations for industrial facilities in Alberta, including oil and gas facilities, are administered by AEPA, under the *Technology Innovation and Emissions Reduction Regulation*.

BCER

Pursuant to the *Energy Statutes Amendment Act, 2022* (British Columbia), the body formerly known as the British Columbia Oil and Gas Commission has been renamed as the BCER, effective February 17, 2023.

The construction, operation and abandonment of non-utility oil and gas pipelines and associated installations and facilities in B.C. is regulated by the BCER pursuant to the *Energy Resource Activities Act* (British Columbia). A permit from the BCER is required to construct or operate a pipeline or associated installations or facilities. The BCER may impose any conditions it

considers necessary on such a permit. Decisions by the BCER must, among other things, provide for the sound development of the oil and gas sector by fostering a healthy environment, a sound economy and social well-being; and ensure safe and efficient practices. The BCER also has a mandate to encourage the participation of Indigenous peoples in regulatory processes affecting them.

The BCER administers methane emissions regulations in B.C., under the *Drilling and Production Regulation* and the *Energy Resource Activities Act* (British Columbia), which address methane emissions in the upstream oil and gas sector. The BCER is also responsible for ensuring the proper cleanup, reclamation and restoration of oil and gas infrastructure sites, and the management of liability associated with such sites pursuant to the Permittee Capability Assessment program discussed under "*Environmental Costs and Liabilities*" below. As discussed below, as a result of the *Energy Statutes Amendment Act, 2022* (British Columbia) the BCER has been granted additional powers and tools with respect to liability management.

BCUC

The tolls on certain B.C. pipelines are rate-regulated by the BCUC. The BCUC approves tolls that may be charged by common carriers and regulates other tolls on a complaint basis.

B.C. Ministry of Environment and Climate Change Strategy

The B.C. Ministry of Environment and Climate Change Strategy administers regulations pertaining to ongoing monitoring and management of air contaminants and water discharge under the *Environmental Management Act*. Within Metro Vancouver, the B.C. Ministry of Environment and Climate Change Strategy has delegated its authority for the issuance of permits relative to air contaminants and the ongoing monitoring and management of air contaminants to the Metro Vancouver Regional District.

B.C. Ministry of Finance

The Consumer Tax Branch of the B.C. Ministry of Finance administers the B.C. carbon tax, under the *Carbon Tax Act* (British Columbia), which is the province's primary form of regulation of GHG emissions.

Saskatchewan Ministry of Energy and Resources

The Saskatchewan Ministry of Energy and Resources regulates airborne emissions from oil and gas facilities in Saskatchewan, including administering the province's methane emissions regulations under the *Oil and Gas Emissions Management Regulations*.

CER

Pursuant to the *Canadian Energy Regulator Act* (the "**CER Act**"), the CER administers authorizations for the export of oil and regulates interprovincial and international pipelines including: their construction and operation; traffic, tolls and tariffs; liabilities for unintended or uncontrolled releases; and the pipeline company's financial requirements. A certificate or order issued under the CER Act is required for the construction and operation of such interprovincial or international pipelines. When considering an application for a certificate or order, the CER has a broad "public interest" mandate and must facilitate and consider Indigenous participation in the regulatory process prior to making a recommendation to the Minister of Natural Resources. CER Act certificates may be subject to any conditions which are necessary or in the "public interest". Interprovincial and international pipelines may also be subject to impact assessment under the *Impact Assessment Act* (Canada) as part of the certificate process.

Under the CER Act and regulations, companies that own and/or operate CER-regulated pipelines are divided into two groups for regulation of tolls and tariffs. Group 1 consists of the major pipeline companies which are subject to enhanced regulatory oversight by the CER. The other pipeline companies under the jurisdiction of the CER, not included in Group 1, have been classified as Group 2. The Canadian segments of the Alliance Pipeline and the Cochin Pipeline are classified as Group 1, though the tolls on the Cochin Pipeline have been regulated on a complaint basis since 1986. Pembina's other CER-regulated pipelines are classified as Group 2 by the CER. For these Group 2 pipeline systems, if no complaint is filed, the CER may presume that the filed tariffs are just and reasonable. The Northwest Pipeline, the Taylor to Belloy Pipeline, the Pouce Coupé Pipeline and the Pouce Coupé Lateral, all licensed by Pembina's wholly-owned subsidiary Pouce Coupé Pipe Line Ltd., are regulated by the CER. Pembina's Taylor to Boundary Lake Pipeline, which is owned by Pembina Energy Services Inc., Pembina's Vantage Pipeline, which is owned by Pembina Prairie Facilities Ltd., and Pembina's Empress Pipeline, which is owned by Veresen NGL

Pipeline Inc., all wholly-owned subsidiaries of Pembina, are also regulated by the CER. The four pipelines collectively referred to as the "Tupper Pipelines", licensed by Veresen Energy Pipeline Inc., and 60 percent owned by Pembina, are also regulated by the CER. The Kerrobert pipeline is regulated by the CER but is not operated by Pembina.

Pembina maintains a minimum of \$970 million in financial resources to meet the absolute liability limit requirements in the CER Act and *Pipeline Financial Requirements Regulations*. The CER requires the Company to maintain these financial resources and readily accessible funds in specific types of financial instruments.

ECCC

ECCC is responsible for administering the federal GHG pricing regulations under the *Greenhouse Gas Pollution Pricing Act* (Canada) ("**GGPPA**") and other federal GHG emissions reduction regulations, including methane emissions regulations applicable outside British Columbia, Alberta and Saskatchewan under the *Regulations Respecting Reduction in the Release of Methane and Certain Volatile Organic Compounds (Upstream Oil and Gas Sector)*. ECCC is also responsible for international agreements on airborne emissions.

FERC

The FERC is an independent U.S. agency that regulates, as relevant to Pembina, interstate natural gas pipelines, and the transportation in interstate commerce of liquid hydrocarbons (crude oil, refined products, and NGL).

The U.S. segments of the Alliance Pipeline are interstate natural gas pipelines subject to FERC jurisdiction under the NGA. FERC jurisdiction under the NGA extends to virtually all commercial aspects of an interstate natural gas pipeline's business, including rates and charges, construction of new facilities, extension or abandonment of service and facilities, accounts and records, depreciation and amortization policies, the acquisition and disposition of facilities, the initiation and discontinuation of services, affiliate relationships and certain other matters. A certificate of public convenience and necessity from the FERC is necessary to construct and operate an interstate natural gas pipeline. A key regulatory principle underlying the FERC's jurisdiction is non-discrimination, such that interstate natural gas pipeline companies are prohibited from granting any undue preference to any person, or unduly discriminating against or in favor of any person, with respect to rates or terms and conditions of service.

In general, the NGA requires that rates charged by interstate natural gas pipeline companies must be "just and reasonable" and are subject to FERC approval. Under the FERC's current policies, a pipeline may obtain approval to charge negotiated rates, but such pipelines must also post in applicable tariff(s) cost-based "recourse" rates that are available for shippers that do not opt to negotiate rates. The FERC approved Alliance U.S.'s proposal to offer shippers both negotiated and "recourse" rate options. Accordingly, Alliance U.S.'s existing tariff contains both negotiated and "recourse" rates.

The U.S. segments of the Vantage Pipeline and Cochin Pipeline are subject to the FERC's jurisdiction under the ICA. Unlike FERC's NGA jurisdiction, FERC's jurisdiction over liquids pipelines pursuant to the ICA is more limited. FERC does not have jurisdiction over the construction, extension or abandonment of pipelines transporting liquids in interstate commerce. FERC's jurisdiction over pipelines transporting crude oil, NGL or refined products in interstate commerce is generally limited to the rates, terms and conditions of service provided. Like the NGA, the ICA also requires that the rates of liquids pipelines be "just and reasonable", and a carrier may be subject to a complaint or protest from shippers challenging those rates. Liquids pipelines, however, may not negotiate rates with individual customers; instead, liquids pipelines must justify new rates and rate changes using specific FERC-prescribed methodologies, such as cost of service, the consent of an unaffiliated shipper, or by applying the FERC's annual index adjustment. Liquids pipeline companies may enter into contracts with individual shippers, but such contracts typically must be made available to all similarly situated shippers. As with interstate natural gas pipeline regulation, a key regulatory principle underlying FERC's ICA jurisdiction is that of non-discrimination, such that pipelines providing transportation of oil, natural gas liquids or refined products in interstate commerce are prohibited from granting any undue preference to any person, unduly discriminating against or in favor of any person, or maintaining any unreasonable difference in rates or terms and conditions of service.

PHMSA

The PHMSA oversees the safe operation and maintenance of interstate oil and gas pipelines under 49 CFR Part 190 – *Pipeline Safety Enforcement and Regulatory Procedures*. The PHMSA's regulation and enforcement programs are designed to ensure that such pipelines are operated safely, reliably, and in an environmentally sound manner. These programs are inspection and investigation based and not permit based.

See "*Risk Factors – Risks Inherent in Pembina's Business – Abandonment Costs*", "*Risk Factors – Risks Inherent to Pembina's Business – Environmental Costs and Liabilities*" and "*Risk Factors – Risks Inherent to Pembina's Business – Regulation and Legislation*".

Corporate Governance

Pembina maintains corporate governance and ethical practices, both within the corporate boardroom and throughout its operations, in line with its commitment to being a responsible corporate citizen. Pembina's corporate governance practices aim to:

- operate in a safe, reliable and environmentally responsible way in the communities in which it operates;
- emphasize employee engagement, inclusion and well-being in a safe, respectful, collaborative and fair work environment;
- ensure Pembina meets its obligations to all regulatory bodies, business partners, customers, stakeholders, employees and Shareholders;
- enhance and preserve value; and
- protect dividends.

(See "*Description of Pembina's Business and Operations – Pembina's Purpose, Values, and Strategy*")

As a public company listed on the TSX and the NYSE, Pembina takes into account rules and regulations applicable to listed issuers in both Canada and the U.S. Pembina's corporate governance practices comply with the Canadian governance guidelines, which include the governance rules of the TSX and the Canadian Securities Administrators, including:

- National Instrument 52-110 – *Audit Committees*;
- National Policy 58-201 – *Corporate Governance Guidelines*; and
- National Instrument 58-101 – *Disclosure of Corporate Governance Practices*.

As a non-U.S. company, Pembina is not required to comply with most of the governance listing standards of the NYSE, but it must disclose how its governance practices differ from those followed by U.S. companies that are subject to the NYSE standards. Pembina's governance practices comply with the NYSE standards for U.S. companies in all significant respects, except as summarized in the Statement of Significant Differences found on Pembina's website at www.pembina.com/about/governance.

Pembina also complies with the governance listing standards of the NYSE and the governance rules of the SEC that apply to foreign private issuers.

Many of Pembina's best governance practices are derived from the NYSE rules and comply with applicable rules adopted by the SEC to meet the requirements of the *Sarbanes-Oxley Act of 2002* and the *Dodd-Frank Wall Street Reform and Consumer Protection Act*, such as having an audit committee and a compensation committee that meet the enhanced independence standards applicable to those committees.

The Board of Directors oversees Pembina's corporate stewardship. The Board recognizes the importance of ESG issues and fulfills its mandated duties directly and by delegating the following ESG related responsibilities to its four standing committees.

Committee	ESG Related Responsibilities
Audit Committee	<ul style="list-style-type: none"> • Maintains oversight of the integrity of Pembina's financial statements, the reporting process, and the internal audit function.
Human Resources and Compensation Committee	<ul style="list-style-type: none"> • Provides oversight over Pembina's approach to director compensation, employee wellness, employee compensation, executive performance and compensation, executive succession planning and corporate equity, diversity and inclusion. • Focuses on sustainability and climate by including relevant ESG metrics in incentive plan design and compensation decisions for executives. • Monitors and oversees progress against Pembina's EDI strategy and diversity targets.
Governance, Nominating and Corporate Social Responsibility Committee	<ul style="list-style-type: none"> • Responsible for Pembina's corporate governance practices. • Oversees Pembina's ESG strategy, including climate and other material topics, and makes recommendations to the Board on the integration of ESG considerations into long-term business planning, organizational structure and corporate policies and practices. • Oversees the development of Pembina's Sustainability Report and facilitates and provides education of the Board, including on ESG matters. • Reviews ESG-related matters on a quarterly basis, including climate-related matters. • Monitors and oversees progress against Pembina's emissions reduction targets.
Safety, Environment and Operational Excellence Committee	<ul style="list-style-type: none"> • Oversees the development, implementation and monitoring of risks and policies related to process and occupational health and safety, environment (including emissions reductions initiatives), operational excellence, asset integrity management, corporate security and cyber security.

Further information about Pembina's corporate governance practices will be included in Pembina's management information circular for its 2024 annual meeting of Shareholders. In addition, copies of Pembina's Code of Ethics Policy, Whistleblower Policy and other corporate governance policies can be found on Pembina's website at www.pembina.com.

Corporate Governance Policies

Pembina's governance framework includes corporate policies that align with Pembina's strategy and purpose, comply with the laws and regulations applicable to Pembina's business and adhere to best practices in the industry. Pembina's corporate policies reflect Pembina's core values and beliefs, which in turn influence the OMS and associated programs.

Certain of Pembina's policies are aimed at preserving a positive relationship with the physical and social environment in which Pembina operates. These policies are outlined below.

Board Diversity Policy

The Board recognizes that diversity among its directors supports balance and debate which, in turn, enhances decision making by the Board and fosters Pembina's commitment to delivering benefits to its four key stakeholder groups – customers, investors, employees and communities – by utilizing the difference in perspective of the members of the Board. Under the policy, the Board considers candidates to the Board based on merit with regard to the benefits of diversity on the Board, and with a view to the following specific diversity targets: (i) a Board composition in which each of the female and male genders comprises at least 30 percent of the independent directors on the Board; and (ii) a Board composition in which at least 40 percent of the independent directors be individuals that are women, persons with disabilities, Indigenous peoples, or members of other racial, ethnic and/or visible minorities.

Health, Safety and Environment ("HSE") Policy

Health, safety and the environment are top priorities in all of Pembina's operations and business activities. Pembina is committed to being an industry leader that meets or exceeds all applicable laws and regulations designed to: (i) protect the health and safety of workers and the public; and (ii) safeguard the environment affected by its activities. Pembina is also committed to continuously improving its HSE performance. These areas are of paramount importance to management, employees and contractors at the Company. Pembina believes that excellence in HSE practices is essential to the well-being of the Company.

The Safety, Environment and Operational Excellence Committee of the Board of Directors monitors compliance with the HSE Policy through regular reporting.

Enterprise Risk Management Policy

This policy sets out the Company's enterprise risk management principles and specifies expectations associated with Pembina's risk management activities and governance. Enterprise risk management consists of practices and procedures applied across the Company to identify, measure, assess, respond to, monitor and report on principal risks that may affect the achievement of business objectives.

Code of Ethics Policy

Pembina's reputation is one of its most important assets. The purpose of the Code of Ethics Policy is to establish a high standard of integrity and ethical behaviour to support Pembina's reputation and its relationships with its internal and external stakeholders. All personnel are expected to comply with the Code of Ethics Policy at all times. Leaders must set the tone by upholding the highest standards of honesty and integrity, setting standards and providing guidance. The Code of Ethics Policy sets out principles for ethical conduct in the following areas: conflicts of interest; human rights; business relationships and fair dealing; compliance with the law; government relations; health, safety and environmental matters; integrity of financial information; disclosure and insider trading; stakeholder and public relations; privacy and confidentiality; protecting the Company's assets and records; entertainment, gifts, meals, hospitality, travel or other benefits; respectful workplace environment and relationships; and reporting responsibilities and procedures.

Anti-Bribery Policy

Corruption and bribery pose legal, commercial and reputational risks to Pembina and can also result in erosion of internal trust and confidence. The purpose of the Anti-Bribery Policy is to formalize and record Pembina's procedures to ensure that Pembina and its personnel conduct business in an honest and ethical manner when dealing with Government Officials and all other parties, and comply with Anti-Corruption Laws. The Anti-Bribery Policy reflects the standards to which Pembina expects its contractors, consultants, agents and other third party representatives to adhere when acting on Pembina's behalf.

Sanctions Policy

Pembina is committed to carrying out its business activities in compliance with applicable sanctions laws, rules and regulations. Failure to comply with such laws, rules and regulations can lead to severe civil and criminal penalties against Pembina and personnel of Pembina involved in improper activity may cause significant reputational damage to Pembina. As such, the key objectives of the Sanctions Policy are to provide guidance and requirements for Pembina and its personnel to comply with all applicable legal obligations related to sanctions laws, rules and regulations, to protect Pembina's reputation and ensure continued access to the goods, services and technology required to conduct its business, and demonstrate Pembina's commitment to compliance with sanctions laws, rules and regulations to third parties, including joint venture partners, governmental authorities and local stakeholders.

Alcohol and Drug Policy

As part of Pembina's commitment to the health, safety and wellness of its employees, contractors and the public, Pembina has comprehensive alcohol and drug policies in place which require that all personnel remain fit for work while on duty or on call. These policies form a part of Pembina's approach to risk mitigation and safety and supports the HSE Policy. Pembina has also implemented an alcohol and drug policy for Department of Transportation workers as required under applicable United States' laws.

Indigenous & Tribal Relations Policy

As part of Pembina's approach to Indigenous relations, Pembina seeks to enter into lasting and mutually-beneficial relationships with all Indigenous peoples affected by its operations. By striving for positive and mutually-beneficial relationships with Indigenous leadership and communities, Pembina employees, consultants and contractors will help build continued success for Pembina's existing and expanding systems and other businesses.

Community Relations Policy

As part of Pembina's approach to community relations, Pembina seeks to develop enduring relationships based on mutual trust with stakeholders that could potentially be affected by Pembina's current or future operations. Pembina is committed to being recognized as a leader in its relationships with communities, where Pembina is welcomed as a safe and responsible

partner whose positive social impact creates significant value for all of its stakeholders. Pembina's officers, employees, consultants, contractors and directors will recognize and respond to the needs of its community, while addressing broader social issues by: understanding what communities value and what is important to them; making measurable commitments and delivering on them; minimizing potential impacts of Pembina's projects and operations by conducting early, meaningful and ongoing engagement; and identifying partnership opportunities in support of community and economic development for mutual benefit.

Whistleblower Policy

Pembina is committed to high standards of professional and ethical conduct in all activities. Pembina's reputation for honesty and integrity among its stakeholders is key to the success of its business. The transparency, honesty, integrity and accountability of Pembina's financial, administrative and management practices are vital. These high standards guide the decisions of the Board of Directors and are relied upon by Pembina's stakeholders and the financial markets.

For these reasons, it is critical to maintain a workplace where concerns regarding questionable business practices can be raised without fear of discrimination, retaliation or harassment. Pembina also believes that encouraging a culture of openness and ethical leadership from management supports this process. As such, Pembina's Whistleblower Policy encourages directors, officers, employees, consultants, contractors, agents and external stakeholders to act responsibly, raise concerns and report any potential instances of unethical practices within Pembina, rather than overlooking a problem or seeking a resolution of the problem outside Pembina. In addition to raising concerns directly with Pembina management, individuals may report concerns anonymously and on a confidential basis through Pembina's whistleblower line, which is available 24 hours a day, seven days a week both online and through a toll-free number, or to the Chair of the Audit Committee of the Board of Directors. Complaints received by Pembina under its Whistleblower Policy are promptly and thoroughly investigated.

Security Policy

Pembina is committed to protecting people, the environment, information and assets, complying with legal and regulatory requirements and meeting or exceeding industry standards and best practices. These areas are of paramount importance to management, employees and contractors at the Company. Pembina believes that excellence in security management is essential to the well-being of the Company. As such, Pembina is committed to ensuring security threats and associated risks are identified and managed with appropriate mitigation and response procedures to minimize the impact of security incidents adversely affecting Pembina's stakeholders, information, logistical/physical infrastructure and property, and to ensure compliance with all applicable company policies, security regulations and standards.

Privacy Policy

Pembina is committed to maintaining the accuracy, confidentiality and security of personal information in accordance with applicable privacy laws. Protection of personal information is of paramount importance to management, employees and contractors at the Company. Pembina's Privacy Policy sets out the manner in which Pembina collects, uses, discloses, protects and otherwise manages personal information.

Respectful Workplace Policy (Canada)/Policy Prohibiting Harassment and Discrimination (United States)

Pembina is committed to providing a respectful workplace in which all people are treated with respect and dignity. The safety and well-being of everyone working for or in connection with Pembina is a priority. Harassment, discrimination and violence will not be tolerated in any form. These policies establish clear standards and expectations for all staff to prevent and protect individuals from harassment, discrimination and violence in the workplace.

Supplier Code of Conduct

Pembina prides itself on working with suppliers who place safety as a top priority, uphold the highest standards of ethics and integrity, and are economically, environmentally, and socially responsible. The purpose of the Supplier Code of Conduct is to help ensure Pembina works with suppliers who share our commitment to the following principles: creating a safe workplace; environmental stewardship; equity, diversity, and inclusion; protection of human rights; no forced labour or child labour; ethics, integrity and compliance; anti-corruption and anti-bribery; and privacy, confidentiality, and information security. These principles help shape Pembina's business philosophy on a day-to-day basis.

Social, Community and Indigenous Engagement

Community Engagement

Pembina is committed to building long-term relationships with communities, where we are welcomed as a safe and responsible partner whose positive social impact creates significant value for all our stakeholders.

Pembina's guiding principles on its approach to community engagement are set out in Pembina's Community Relations Policy. See "*Other Information Relating to Pembina's Business – Corporate Governance – Corporate Governance Policies*".

Pembina's community engagement helps to identify and understand local priorities, which may be supported through its community investment program. Three pillars guide Pembina's community investment program strategy, ensuring a balanced approach to decision making. The three pillars are: strong Indigenous communities; safe, inclusive and connected communities; and a sustainable future. Through these three community investment pillars, Pembina aspires to create resilient, thriving communities by supporting initiatives that matter to the community and connecting employees to the communities where Pembina operates.

Indigenous Engagement

Pembina recognizes that in order to achieve its business goals, the Company needs to work closely with communities across its operations, including Indigenous communities.

Pembina's guiding principles on its engagement with Indigenous communities are set out in Pembina's Indigenous & Tribal Relations Policy. See "*Other Information Relating to Pembina's Business – Corporate Governance – Corporate Governance Policies*".

Pembina's projects may take place on lands where Indigenous communities may have rights and title. Pembina strives to engage with Indigenous communities early in the development phase of proposed developments, and to conduct meaningful consultation to understand potential impacts, seek mitigations, discuss possible benefits associated with the Company's proposed developments, and ensure better planned, executed and remediated projects. Pembina's engagement and consultation often exceed regulatory requirements and can take a variety of forms, such as personal meetings, desktop reviews, and site visits. Indigenous communities also have a unique understanding of the environment; Pembina works with Indigenous communities to understand their perspectives and, where possible, incorporates these perspectives into the Company's day-to-day business. Pembina is actively working to create awareness amongst Indigenous communities regarding environmental requirements and programs associated with its projects.

Pembina's five-year Indigenous Engagement Strategy and Path to Reconciliation underscores a strong commitment to reconciliation, long-term relationship building with Indigenous communities in its operating areas and expanding Pembina's social and economic benefits to communities. The Indigenous Engagement Strategy and Path to Reconciliation outlines Pembina's path to reconciliation, focuses on four directions and is aligned with the Truth and Reconciliation Commission of Canada's Calls to Action.

The four directions under Pembina's Indigenous Engagement Strategy and Path to Reconciliation are:

- **Lifecycle Alignment** – Building, maintaining and formalizing long-term relationships with Indigenous and Tribal communities near our projects and operations, and embedding Indigenous inclusion and engagement in governance, internal policies, standards and processes for decision making.
- **Economic Reconciliation** – Supporting equitable access to jobs, training and education opportunities, and working with Indigenous communities to gain long-term sustainable benefits from economic development projects. This also includes ensuring procurement opportunities are available to Indigenous contractors within Pembina's asset areas.
- **Community Development** – Creating long-term community relationships and collaboratively identifying sustainable partnerships based on community needs and opportunities in alignment with Pembina's community investment strategy.

- **Cultural Appreciation** – Providing Indigenous cultural awareness training and educational opportunities for Pembina senior leadership and employees, while recognizing there are many distinct Indigenous communities and Tribes with unique languages, cultures, traditions, rights, priorities and protocols.

Pembina seeks to develop sustainable business relationships with Indigenous communities that deliver safety, performance, cost competitiveness and quality. By developing business relationships and increasing economic opportunities for Indigenous suppliers, Pembina's goal is to increase and sustain the capability and capacity of Indigenous suppliers. Pembina's Standard for Local, Indigenous and Tribal Contracting ensures the inclusion of capable Indigenous suppliers in Pembina's work. As part of this standard, and through Pembina's competitive processes, suppliers are required to demonstrate (and are evaluated on) their commitment to Indigenous economic development, inclusion partnerships and strategic alliances. Further, this standard helps to support Pembina's commitment to Indigenous economic reconciliation as part of Call to Action 92 of the Truth and Reconciliation Commission of Canada: Calls to Action.

Pembina believes that the future of Canada's energy sector development is inextricably linked to meaningful partnerships and commercial relationships with Indigenous communities. In 2023, Pembina continued to advance two Indigenous-led partnerships on two significant projects:

- Pembina has partnered with the Haisla Nation to develop the proposed Cedar LNG Project, which is expected to be the largest First Nations-owned infrastructure project in Canada with one of the cleanest environmental profiles in the world; and
- Pembina formed Chinook Pathways with Western Indigenous Pipeline Group to pursue ownership of the Trans Mountain Pipeline, following completion of the construction of the Trans Mountain Expansion project.

See "*Description of Pembina's Business and Operations – Marketing & New Ventures Division*".

Finally, Pembina is focused on giving back to communities where we live and work in alignment with Pembina's community investment strategy. See "*Social, Community and Indigenous Engagement – Community Engagement*".

Indemnification and Insurance

Pembina maintains insurance to provide coverage in relation to the ownership of its assets and also maintains standard director and officer insurance consistent with industry practice.

Pembina believes that it has procured such insurance coverage as would be maintained by a prudent owner and operator of the type of assets owned and operated by Pembina. This insurance coverage is subject to limits and exclusions or limitations on coverage that Pembina considers reasonable given the cost of procuring such insurance and current operating conditions. However, there can be no assurance that insurance coverage will be adequate in any particular situation or that insurers will be able to fulfill their obligations should a claim be made. Further, there can be no assurance that such insurance coverage will be available in the future on commercially reasonable terms or at commercially reasonable rates.

Employees

As at December 31, 2023, Pembina employed 2,837 personnel, of which 1,748 were located in our field offices and engaged in the performance of field operations and superintendence activities, and 1,089 were located in our Calgary, Alberta office and engaged in the performance of facilities engineering, systems, management, finance, accounting, administration, human resources, information services, drafting, business development, safety and environmental services and other activities. Of the above field operations employees, 180 are unionized. Pembina's workforce is relatively stable with limited turnover. To ensure Pembina attracts and retains an engaged workforce, employees are provided a comprehensive total rewards package, including benefits, savings, a retirement plan and incentive compensation programs.

In addition to Pembina's employees, the Company also uses independent contractors throughout the organization to supply a range of services on an as needed basis.

Equity, Diversity and Inclusion

EDI Strategy

In 2023, Pembina demonstrated its continued commitment, accountability and maturation of EDI, by developing a culture and inclusion strategy and expanding the department to execute on our EDI and culture commitment across Pembina. The purpose of the strategy is: "To create the conditions for high performance by cultivating a workplace where all employees have a sense of belonging". The strategy includes three key pillars to support this purpose:

- evolve into a learning organization that creates the conditions for high performance;
- create an employee experience that is centered in relationships that demonstrate our values; and
- embed inclusive and equitable policies, processes, and programs into all areas of the business.

Pembina's commitment to culture and inclusion continues to cultivate a diverse and inclusive environment where our employees feel engaged, recognized, and empowered.

Education and Inclusion

2023 is Pembina's third year of focused commitment to and implementation of its EDI strategy. Through the continued offering of our EDI core programs of EDI Foundations, Conversations for Change, Inclusion Networks and Acknowledgment Months, Pembina's employees had the opportunity to increase understanding, awareness, and alignment with Pembina's values. These programs have continued to mature and become embedded in the structure and cultural fabric of Pembina, while providing meaningful opportunities for employees to connect, to learn, and to share their experiences, and, ultimately, contribute to building a culture of inclusion and belonging at Pembina.

Pembina recognized many important topics in 2023 through various engagement opportunities, supported by our Inclusion Networks. These included: Black History Month, International Women's Day and the Women in Field summit, Pride and the 2SLGBTQ+ community, Indigenous People's Day, National Day for Truth and Reconciliation, Multicultural Awareness Day, and Men's Mental Health.

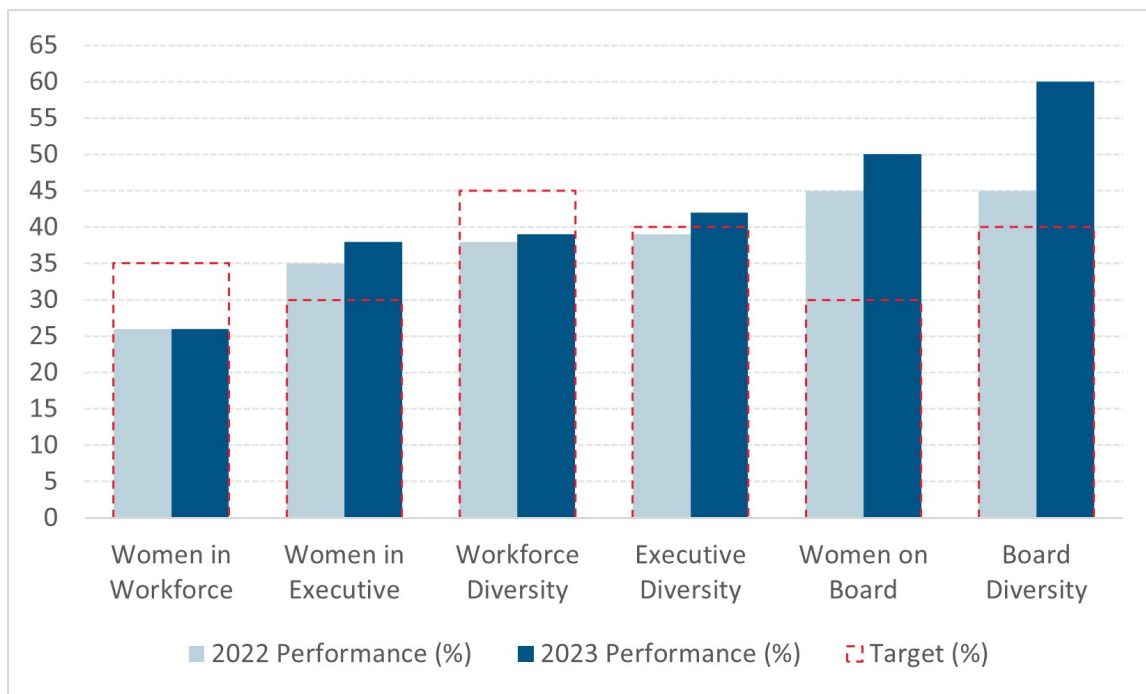
EDI Targets

As part of its approved EDI strategy, in December 2021, Pembina announced employee EDI targets. Pembina also has in place Board diversity targets, as further outlined in the Board Diversity Policy (see "*Other Information Relating to Pembina's Business – Corporate Governance – Corporate Governance Policies*").

Although the targets are a critical measure of our EDI progress, they are also the outcome of an intentional investment in an inclusive and equitable culture and workplace. These targets inform collaborative efforts across the organization to advance EDI priorities, including increasing representation of individuals who belong to one of the four designated groups in the *Employee Equity Act* (Canada) (the "**EEA**"): Indigenous persons, people with disabilities, people who are visible minorities and women.

Pembina surpassed its women in executive leadership target, executive diversity target and Board diversity targets, and remains committed to continuing to meet, or exceed, these targets in the future. In 2023, Pembina made meaningful progress towards achieving its other employee EDI targets. Reaching all of the targets is a long-term commitment and will not always be a linear path. Sustained progress requires a multi-pronged approach including creating an inclusive culture to enable the business benefits associated with a diverse workplace.

The graph below outlines Pembina's results against EDI targets as at December 31, 2023:⁽¹⁾⁽²⁾



⁽¹⁾ Women in Workforce and Workforce Diversity metrics are in respect of Pembina's Canadian permanent workforce.

⁽²⁾ Women in Executive and Executive Diversity metrics are in respect of Pembina's Canadian and U.S. workforce and includes CEO, Senior Vice President and Vice President level positions.

CANADIAN OIL AND GAS INDUSTRY

General

The discussion below provides a high-level overview of the crude oil industry, the NGL and natural gas industry and the midstream infrastructure industry within those commodities, with a focus on western Canada, given that a significant portion of Pembina's operations are situated in Alberta. Pembina also has operations in eastern Canada and the U.S. Volumes which feed into those assets predominantly originate in western Canada before being transported to eastern markets via Pembina and third-party pipelines.

Western Canada is the major source of conventional crude oil, synthetic crude oil, natural gas, bitumen and related products, including NGL and condensate, in Canada. Production comes primarily from Alberta with lesser amounts from British Columbia, Saskatchewan, Manitoba and the Northwest Territories. Synthetic crude oil and bitumen come from the oil sands developments near Fort McMurray, Alberta.

Efficient, low cost, and safe transportation by pipeline, rail and truck from producing fields and facilities to refineries, processing plants and domestic and export markets is essential to the Canadian oil and gas industry.

Canadian Crude and Heavy Oil

Western Canada has one of the world's largest crude oil reserves, and over the past decade, the crude oil industry in western Canada has implemented improved drilling technologies, which have enabled increased recoveries and have enhanced economics. Technologies such as multi-stage hydraulic fracturing have allowed producers to access tighter areas of conventional reserves as well as shales and siltstones, which were previously considered to be uneconomical. Through this development, crude oil produced from the WCSB has significantly increased.

Alberta is also abundant in oil sands – a natural mixture of sand, water, clay and a type of natural heavy oil called bitumen. Once the bitumen is recovered and processed to separate it from the sand and water, it is then upgraded to produce synthetic crude oil. Oil sands may be extracted by surface mining where it is moved by trucks to a processing facility or by in situ processes which use steam, solvents and/or thermal energy to allow the bitumen to be pumped to the surface. Because bitumen is so viscous, it often requires dilution with lighter hydrocarbons, such as condensate, to make it transportable by pipeline.

Crude oil production is generally consumed in refineries. Refineries are widely distributed geographically and can be located anywhere along the transportation chain, from the production basin hub locations to mid-point junctions on transmission networks to tidewater where foreign production is able to access North American markets via marine transport.

Pipelines continue to be the safest, most economical and predominant mode of transporting large amounts of crude oil, however, transporting hydrocarbon products by rail is an alternative given the extensive rail infrastructure network across North America.

Product Transportation

Feeder pipeline systems gather petroleum products from producing fields and facilities for transport to regional centres for storage, refining and connection to larger pipelines. From these centres, petroleum products are further transported by export pipeline or rail systems either to domestic markets in western or eastern Canada or to markets in the northern U.S., mid-west U.S. and U.S. gulf coast for end-use or used as feedstock in refineries or the petrochemical industry. The major operational centre for the Canadian oil and natural gas industry is the Edmonton/Fort Saskatchewan area of Alberta, which is the largest crude oil refining centre in western Canada and a major fractionation and market hub for NGL and related products. In addition, the Edmonton/Fort Saskatchewan area is the hub of the Alberta feeder pipeline network and the starting point of many large Canadian export pipelines.

Truck terminals are a means for oil, condensate and NGL production, which is not pipeline connected, to secure transportation access to market.

The export liquids pipelines originating in the Edmonton area are the Trans Mountain Pipeline and the Enbridge Pipeline. Crude oil and refined products delivered to domestic and export markets on the west coast are transported through the Trans Mountain Pipeline. Crude oil and refined products delivered to eastern Canada, the northern U.S. and U.S. gulf coast are

transported through the Enbridge Pipeline. NGL delivered to eastern Canadian and export markets are transported through the Enbridge Pipeline. The existing Keystone Pipeline and Express Pipeline also export crude oil from Hardisty, Alberta to the U.S.

Crude storage assets provide numerous strategic advantages, including access to buffer volumes to fulfill downstream obligations when upstream production interruptions occur, capacity for egress interruptions that would otherwise impact upstream production, exploiting market price differentials between commodity grades and over time, and the ability to finely control crude specification quality through in-tank or in-line blending of various crude commodity grades.

Natural Gas Liquids

The NGL industry involves the production, storage, fractionation and transportation of products that are extracted from natural gas prior to its sale to end-use customers. Natural gas is a mixture of various hydrocarbon components, the most abundant of which is methane. The higher value hydrocarbons, which include ethane (C₂), propane (C₃), butane (C₄) and condensate (C₅+), are generally in gaseous form at the pressures and temperatures under which natural gas is gathered and transported. NGL extraction facilities recover NGL mix from natural gas in a liquid form. The majority of NGL supply in western Canada is derived from natural gas processing, with the remainder derived from the refining of crude oil. The profitability of the industry is based on the products extracted being of greater economic value as separate commodities (net of the costs of extraction and transportation) than as components of natural gas.

The NGL value chain begins with the gathering of gas produced from the wellhead and moving it to a gas plant. The gas is then processed through field processing plants and mainline extraction facilities, as well as treated for removal of water, sulphur and other impurities. The value chain culminates with the transportation of NGL mix from the gas plant via pipeline to fractionation facilities where the NGL mix will be separated into saleable products and marketed to the final NGL customers.

Condensate is produced naturally at the wellhead when natural gas is brought to the surface at a gas well. It is then either trucked to a connection point on a pipeline or the natural gas plant may be connected directly into a gathering pipeline system for onward delivery to market. Condensate is used primarily as a diluent to blend with heavy crude oil and bitumen to decrease viscosity and density, allowing transport in pipelines. In addition, condensate is used as a refinery feedstock in the production of gasoline, kerosene and jet fuel. With the growth in demand for diluents for heavy oil transportation, there is a requirement to manage diluents prior to injection into the various diluent delivery pipelines. This demand includes accessing the greatest variety of diluents, meeting diluent quality specifications and storage.

The North American markets for NGL are largely continental in nature, though exports are rapidly increasing, with end uses varying substantially by product, from heating and transportation fuels to petrochemical and crude oil refining feed stocks. Ethane is used as feedstock for the petrochemical industry. Propane is the most versatile of the NGL products with uses such as home and commercial heating, crop drying, cooking, motor fuel and petrochemical feedstock. Butane is used primarily in gasoline blending, either directly or in the production of iso-octane and as a diluent for heavy oil.

NGL Extraction

NGL is recovered at three distinct types of facilities: natural gas field plants, natural gas mainline straddle plants and oil refineries. Field plants process raw natural gas, which is produced from wells in the immediate vicinity, to remove impurities such as water, sulphur and carbon dioxide prior to the delivery of natural gas to the major natural gas pipeline systems. Field plants also remove almost all condensate and as much as 65 percent of propane and 80 percent of butane to meet pipeline specifications, leaving ethane and unrecovered NGL in the natural gas. Most western Canadian field plants do not extract ethane but leave it in the natural gas. Once processed, the natural gas is then compressed and delivered to one of the major gas transmission systems in the region. In Alberta, any residual NGL and ethane in the natural gas is extracted at mainline straddle plants prior to export.

NGL extraction produces a mixed hydrocarbon product (either ethane-plus (C₂+) or propane-plus (C₃+)), which must be further processed in subsequent steps to separate out the individual products. At most field facilities, only sufficient NGL to make the natural gas marketable is extracted; however, with the addition of deep cut processing facilities and mainline straddle plants, further NGL extraction is possible to ensure the maximum amount of NGL is recovered. NGL products have historically been priced relative to oil, so this additional level of recovery is dependent on the relative value between oil and natural gas. As the relative price of oil versus natural gas increases, the economic impetus for this activity is also increased.

NGL Fractionation

NGL mix extracted at field plants and straddle plants is transported via pipelines, truck or rail to fractionation facilities, which separate the mix into its components: ethane, propane, butane and condensate. Due to size, storage and transportation limitations, fractionation generally does not occur at field plants, but rather at larger, well-connected, centralized locations. Once fractionated, the products are stored and transported to end markets by pipeline, truck or rail.

NGL Transportation

The efficient movement of NGL products requires significant infrastructure, including transportation assets (pipelines, trucks and rail cars), storage facilities, and terminals (rail and truck). The safest, most efficient and lowest-cost means for moving NGL products to markets is by pipeline. The Canadian energy sector has an extensive pipeline network for the transportation of NGL to fractionation facilities, petrochemical complexes, underground storage facilities and the end-user. Pipelines serve as the main mode of NGL transportation (pre- and post-fractionation). Additionally, most NGL are transported by truck and rail.

NGL Storage

Storage assets offer a number of key strategic advantages, which include: (i) providing the necessary operational buffer between production of NGL (which varies daily depending on gas flows and composition) and their consumption (which can vary from day-to-day and season-to-season depending on market needs); (ii) allowing for storage of NGL products for future utilization; and (iii) exploiting seasonal price differentials that may develop over the course of a year (particularly for propane and butane).

Natural Gas Transportation

The efficient movement of natural gas requires significant infrastructure, including pipelines and storage facilities. The safest, most efficient and the lowest-cost means for moving natural gas to markets is by pipeline. The Canadian energy sector has an extensive pipeline network for the transportation of natural gas to field plants and extraction facilities. Pipelines serve as the main mode of natural gas transportation, and growing natural gas supply and pipeline infrastructure over the past several years has created increased competition throughout North America.

The natural gas transportation industry from western Canada to eastern markets has historically been serviced by companies affiliated with TC Energy, with most natural gas volumes being transported on the TransCanada PipeLines Limited Canadian Mainline. The Canadian Mainline carries natural gas from the WCSB to Ontario, where it is further transported to eastern Canada and the United States via various interconnections. There are currently no other major pipeline systems which carry natural gas to eastern Canada.

Natural gas transportation to the United States has multiple service options, with several pipelines connecting the WCSB to natural gas markets south of the Canadian border. The Alliance Pipeline delivers rich gas from the WCSB to natural gas markets through Aux Sable U.S.'s Channahon Facility in Illinois, which extracts NGL from the natural gas transported before delivery to downstream pipelines, servicing the United States Midwest. The BC Pipeline (or the Westcoast Transmission System), owned by Enbridge, transports natural gas from Fort Nelson, British Columbia, and Gordondale, Alberta, south to the Canada-United States border at Huntingdon/Sumas, where it services markets in British Columbia and the United States Pacific Northwest. The TC Energy-owned Northern Border Pipeline transports WCSB natural gas to consumers in the United States Midwest, while the TC Energy-owned Gas Transmission Northwest pipeline system transports WCSB and Rockies natural gas to the United States Pacific Northwest and to California.

West Coast LNG

In recent years, an increasing number of LNG facilities have been proposed for development on the west coast of Canada to transport LNG to Asian markets, providing Canadian natural gas producers with greater access to global markets. In October 2018, the joint venture partners of the LNG Canada export terminal announced a positive final investment decision in respect of the facility. Once complete, the project will allow producers in northeastern British Columbia to transport natural gas to the LNG Canada liquefaction facility and export terminal in Kitimat, British Columbia via the Coastal GasLink pipeline. Mechanical completion of the Coastal GasLink pipeline occurred in November 2023.

DESCRIPTION OF THE CAPITAL STRUCTURE OF PEMBINA

The authorized capital of Pembina consists of an unlimited number of Common Shares, a number of Class A Preferred Shares, issuable in series, not to exceed 254,850,850 Class A Preferred Shares, and an unlimited number of Class B Preferred Shares. As of December 31, 2023, there were approximately 549 million Common Shares outstanding, and approximately 11 million Common Shares issuable pursuant to outstanding options under the Option Plan. On December 19, 2023, Pembina issued 29.9 million Subscription Receipts pursuant to the Subscription Receipt Offering, which Subscription Receipts entitle the holders thereof to receive, among other things, one Common Share for each Subscription Receipt held upon completion of the Alliance/Aux Sable Acquisition, as more particularly described under "*Subscription Receipts*" below. In addition, 10 million Series 1 Class A Preferred Shares, 6 million Series 3 Class A Preferred Shares, 10 million Series 5 Class A Preferred Shares, 10 million Series 7 Class A Preferred Shares, 9 million Series 9 Class A Preferred Shares, 8 million Series 15 Class A Preferred Shares, 6 million Series 17 Class A Preferred Shares, 8 million Series 19 Class A Preferred Shares, approximately 15 million Series 21 Class A Preferred Shares, approximately 1 million Series 22 Class A Preferred Shares, 10 million Series 25 Class A Preferred Shares and 600,000 Series 2021-A Class A Preferred Shares were issued and outstanding as of December 31, 2023.

The following is a summary of the rights, privileges, restrictions and conditions attaching to the Common Shares, the Class A Preferred Shares and the Class B Preferred Shares.

Common Shares

Holders of Common Shares are entitled to receive notice of and to attend all meetings of Shareholders and to one vote at such meetings for each Common Share held. The holders of the Common Shares are, at the discretion of the Board of Directors and subject to applicable legal restrictions, entitled to receive any dividends declared by the Board of Directors on the Common Shares, and are entitled to share in the remaining property of Pembina upon liquidation, dissolution or winding-up, subject to the rights of the holders of the Class A Preferred Shares and Class B Preferred Shares.

Pembina has a shareholder rights plan (the "**Plan**") that was adopted to ensure, to the extent possible, that all Shareholders are treated fairly in connection with any takeover bid for Pembina and to ensure that the Board is provided with sufficient time to evaluate unsolicited take-over bids and to explore and develop alternatives to maximize Shareholder value. The Plan creates a right that attaches to each present and subsequently issued Common Share. Until the Separation Time (as defined in the Plan), which typically occurs at the time of an unsolicited takeover bid, whereby a person acquires or attempts to acquire 20 percent or more of the Common Shares, the rights are not separable from the Common Shares, are not exercisable and no separate rights certificates are issued. Each right entitles the holder, other than the 20 percent acquirer, from and after the Separation Time and before certain expiration times, to acquire one Common Share at a substantial discount to the market price at the time of exercise. The Board of Directors may waive the application of the Plan in certain circumstances. The Plan was reconfirmed by Shareholders at Pembina's 2022 annual meeting of Shareholders and must be reconfirmed at every third annual meeting of Shareholders thereafter. Accordingly, the Plan, with such amendments as the Board of Directors determines to be necessary or advisable, and as may otherwise be required by law, is expected to be placed before Shareholders for approval at Pembina's 2025 meeting of Shareholders. A copy of the agreement relating to the current Plan has been filed on Pembina's SEDAR+ and EDGAR profiles on May 13, 2016 and May 31, 2016, respectively.

Class A Preferred Shares

The Class A Preferred Shares were not intended to and will not be used by the Company for anti-takeover purposes without Shareholder approval. Subject to certain limitations, the Board may, from time to time, issue Class A Preferred Shares in one or more series and determine for any such series, its designation, number of shares and respective rights, privileges, restrictions and conditions. The Class A Preferred Shares as a class have, among others, the provisions described below.

Each series of Class A Preferred Shares shall rank on parity with every other series of Class A Preferred Shares, and shall have priority over the Common Shares, the Class B Preferred Shares and any other class of shares ranking junior to the Class A Preferred Shares with respect to redemption, the payment of dividends, the return of capital and the distribution of assets in the event of the liquidation, dissolution or winding-up of Pembina. The Class A Preferred Shares of any series may also be given such preferences, not inconsistent with the provisions thereof, over the Common Shares, the Class B Preferred Shares and over any other class of shares ranking junior to the Class A Preferred Shares, as may be determined by the Board.

In the event of the liquidation, dissolution or winding-up of Pembina, if any cumulative dividends or amounts payable on a return of capital in respect of a series of Class A Preferred Shares are not paid in full, the Class A Preferred Shares of all series shall participate rateably in: (i) the amounts that would be payable on such shares if all such dividends were declared at or

prior to such time and paid in full; and (ii) the amounts that would be payable in respect of the return of capital as if all such amounts were paid in full; provided that if there are insufficient assets to satisfy all such claims, the claims of the holders of the Class A Preferred Shares with respect to repayment of capital shall first be paid and satisfied and any assets remaining shall be applied towards the payment and satisfaction of claims in respect of dividends. After payment to the holders of any series of Class A Preferred Shares of the amount so payable, the holders of such series of Class A Preferred Shares shall not be entitled to share in any further distribution of the property or assets of Pembina in the event of the liquidation, dissolution or winding-up of Pembina.

Holders of any series of Class A Preferred Shares will not be entitled (except as otherwise provided by law and except for meetings of the holders of Class A Preferred Shares or a series thereof) to receive notice of, attend at, or vote at any meeting of Shareholders of Pembina, unless the Board shall determine otherwise in the terms of a particular series of Class A Preferred Shares, in which case voting rights shall only be provided in circumstances where Pembina shall have failed to pay a certain number of dividends on such series of Class A Preferred Shares, which determination and number of dividends and any other terms in respect of such voting rights, shall be determined by the Board and set out in the designations, rights, privileges, restrictions and conditions of such series of Class A Preferred Shares. Other than as set out below, the material characteristics of each series of Class A Preferred Shares are substantially the same.

The table below outlines the number of outstanding, and the material provisions of, each of the issued series of Class A Preferred Shares.

Series	Issue Date	Issued and Outstanding	Amount (C\$)	Annual Dividend Rate	Redemption and Conversion Option Date ⁽²⁾	Reset Spread	Per Share Base Redemption/Liquidation Value	Right to Convert on a one-for-one basis ⁽⁴⁾
1	July 26, 2013	10,000,000	\$250,000,000	\$1.63125 ⁽¹⁾	December 1, 2028	2.47% ⁽³⁾	\$25.00	Series 2
3	October 2, 2013	6,000,000	\$150,000,000	\$1.11950 ⁽¹⁾	March 1, 2024	2.60% ⁽⁵⁾	\$25.00	Series 4
5	January 16, 2014	10,000,000	\$250,000,000	\$1.14325 ⁽¹⁾	June 1, 2024	3.00% ⁽³⁾	\$25.00	Series 6
7	September 11, 2014	10,000,000	\$250,000,000	\$1.09500 ⁽¹⁾	December 1, 2024	2.94% ⁽³⁾	\$25.00	Series 8
9	April 10, 2015	9,000,000	\$225,000,000	\$1.07550 ⁽¹⁾	December 1, 2025	3.91% ⁽³⁾	\$25.00	Series 10
15	October 2, 2017 ⁽⁶⁾	8,000,000	\$200,000,000	\$1.54100 ⁽⁷⁾	September 30, 2027	2.92% ⁽³⁾	\$25.00	Series 16
17	October 2, 2017 ⁽⁶⁾	6,000,000	\$150,000,000	\$1.20525 ⁽⁷⁾	March 31, 2024	3.01% ⁽³⁾	\$25.00	Series 18
19	October 2, 2017 ⁽⁶⁾	8,000,000	\$200,000,000	\$1.17100 ⁽⁷⁾	June 30, 2025	4.27% ⁽³⁾	\$25.00	Series 20
21	December 7, 2017	14,971,870	\$374,296,750	\$1.57550 ⁽¹⁾	March 1, 2028	3.26% ⁽⁸⁾	\$25.00	Series 22
22	March 1, 2023	1,028,130	\$25,703,250	\$2.10525 ⁽⁹⁾	March 1, 2028	3.26% ⁽⁹⁾	\$25.00	Series 21
25	December 16, 2019 ⁽¹⁰⁾	10,000,000	\$250,000,000	\$1.62025 ⁽¹¹⁾	February 15, 2028	3.51% ⁽¹²⁾	\$25.00	Series 26
2021-A ⁽¹³⁾	January 25, 2021	600,000	\$600,000,000	N/A ⁽¹³⁾	N/A ⁽¹³⁾	N/A	\$1,000.00	N/A

Notes:

⁽¹⁾ The holder is entitled to receive a fixed, cumulative preferential dividend per year payable quarterly on the first day of March, June, September and December, as declared by the Board of Directors.

⁽²⁾ The Company may, at its option, redeem all or a portion of an outstanding series of Class A Preferred Shares on the Redemption Option Date and every fifth year thereafter for the Base Redemption Value per share plus all accrued and unpaid dividends.

⁽³⁾ The dividend rate will reset on the Redemption and Conversion Option Date and every five years thereafter at a rate equal to the sum of the then five-year Government of Canada bond yield plus the applicable Reset Spread noted above.

⁽⁴⁾ A holder has the right, subject to certain conditions, to convert their Class A Preferred Shares into cumulative redeemable Class A Preferred Shares of a specified series on the Conversion Option Date and every fifth anniversary thereafter. The even numbered series of Class A Preferred Shares carry the right to receive floating, cumulative preferential dividends at a rate, reset quarterly, equal to the sum of the then 90 day Government of Canada treasury bill rate plus the applicable Reset Spread noted above.

⁽⁵⁾ The dividend rate will reset on the Redemption and Conversion Option Date and every five years thereafter at a rate equal to the sum of the then five-year Government of Canada bond yield plus the applicable Reset Spread noted above. The Series 3 Class A Preferred Shares will have an annual dividend rate of \$1.50475 for the five-year period from, and including, March 1, 2024 to, but excluding, March 1, 2029.

⁽⁶⁾ Effective October 2, 2017 and pursuant to the Veresen Acquisition, all of the outstanding Veresen Series A, C and E Preferred Shares were exchanged for Series 15, 17 and 19 Class A Preferred Shares, respectively.

- ⁽⁷⁾ The holder is entitled to receive a fixed, cumulative preferential dividend per year payable quarterly on the last day of March, June, September and December, as declared by the Board of Directors.
- ⁽⁸⁾ The dividend rate will reset on the Redemption and Conversion Option Date and every five years thereafter at a rate equal to the sum of the then five-year Government of Canada bond yield plus the applicable Reset Spread noted above, provided that in any event, the rate for the Series 21 Class A Preferred Shares shall not be less than 4.90 percent.
- ⁽⁹⁾ The holder is entitled to receive a quarterly floating rate, cumulative preferential dividend payable on the first day of March, June, September and December, as declared by the Board of Directors. The Series 22 Class A Preferred Shares will have an annual dividend rate of \$2.07275 for the three-month period from, and including, March 1, 2024 to, but excluding, June 1, 2024. The annual dividend rate will reset quarterly on the first day of March, June, September and December in each year and will be equal to the sum of the then 90 day Government of Canada treasury bill rate plus the applicable Reset Spread noted above.
- ⁽¹⁰⁾ Effective December 16, 2019 and pursuant to the Kinder Morgan Canada Acquisition, all of the outstanding KML Series 1 and 3 Preferred Shares were exchanged for Series 23 and 25 Class A Preferred Shares, respectively. On November 15, 2022, Pembina redeemed all of the issued and outstanding Series 23 Class A Preferred Shares.
- ⁽¹¹⁾ The holder is entitled to receive a fixed, cumulative preferential dividend per year payable quarterly on the 15th day of February, May, August and November, as declared by the Board of Directors.
- ⁽¹²⁾ The dividend rate will reset on the Redemption and Conversion Option Date and every five years thereafter at a rate equal to the sum of the then five-year Government of Canada bond yield plus the applicable Reset Spread noted above, provided that in any event, the rate for the Series 25 Class A Preferred Shares shall not be less than 5.20 percent.
- ⁽¹³⁾ The Series 2021-A Class A Preferred Shares were issued to the Computershare Trust Company of Canada, to be held in trust to satisfy Pembina's obligations under the Subordinated Note Indenture, in connection with the issuance of the Subordinated Notes, Series 1. Holders of the Series 2021-A Class A Preferred Shares shall not be entitled to receive any dividends, nor shall any dividends accumulate or accrue, on the Series 2021-A Class A Preferred Shares prior to delivery to the holders of the Subordinated Notes, Series 1 following the occurrence of certain bankruptcy or insolvency events in respect of Pembina. See "*Description of the Capital Structure of Pembina - Subordinated Notes, Series 1*". If at any time, Pembina redeems, purchases for cancellation or repays the Subordinated Notes, Series 1 such number of Series 2021-A Class A Preferred Shares with an aggregate issue price equal to the principal amount of Subordinated Notes, Series 1 redeemed, purchased for cancellation or repaid by Pembina will be redeemed in accordance with the terms of the Series 2021-A Class A Preferred Shares.

Class B Preferred Shares

The Class B Preferred Shares were not intended to and will not be used by the Company for anti-takeover purposes without Shareholder approval. If at any time a holder of Class B Preferred Shares ceases to be, or is not, a direct or indirect wholly-owned subsidiary of Pembina, Pembina, with or without knowledge of such event, shall be deemed, without further action or notice, to have automatically redeemed all of the Class B Preferred Shares held by such holder in exchange for the redemption amount per Class B Preferred Share as set out in Pembina's articles together with all declared but unpaid dividends thereon (the "**Redemption Amount**").

Holders of Class B Preferred Shares are not entitled to receive notice of, to attend or to vote at any meeting of the Shareholders, except as required by law. The Class B Preferred Shares are retractable and redeemable at the option of the holder thereof and Pembina, respectively.

The holders of Class B Preferred Shares shall be entitled to receive, if and when declared by the Board of Directors, preferential non-cumulative dividends and upon the liquidation, dissolution or winding-up of Pembina, the holders of Class B Preferred Shares shall be entitled to receive for each such share, in priority to the holders of Common Shares, the Redemption Amount.

There are currently no Class B Preferred Shares outstanding.

Subscription Receipts

On December 19, 2023, Pembina closed the Subscription Receipt Offering, pursuant to which Pembina issued and sold 29,900,000 subscription receipts ("**Subscription Receipts**") at a price of \$42.85 per Subscription Receipt for total gross proceeds of approximately \$1.28 billion. Each Subscription Receipt entitles the holder thereof to receive (i) automatically, upon the closing of the Alliance/Aux Sable Acquisition, without any further action on the part of the holder thereof and without payment of additional consideration, one Common Share, and (ii) Dividend Equivalent Payments during the period from December 19, 2023 to, but excluding, the closing date of the Alliance/Aux Sable Acquisition or to, and including, the date of a Termination Event, as applicable. See "*General Developments of Pembina – Developments in 2023*" for details on the Alliance/Aux Sable Acquisition.

The gross proceeds from the sale of the Subscription Receipts, less 50 percent of the underwriters' fee (such amount, together with any interest and other income received or credited thereon and any interest and other income received or credited on such interest and other income, the "**Escrowed Funds**") are being held in escrow until the earlier of the delivery of the Escrow Release Notice and Direction and the Termination Time by Computershare Trust Company of Canada, as subscription receipt agent (the "**Subscription Receipt Agent**"), and deposited or invested, as applicable, pursuant to the terms of the Subscription Receipt Agreement, provided that Dividend Equivalent Payments may be made from the Escrowed Funds. Provided that the Escrow Release Notice and Direction is delivered to the Subscription Receipt Agent on or prior to the Termination Time, the

Escrowed Funds, less the remaining 50 percent of the underwriters' fee and any amounts required to satisfy any unpaid Dividend Equivalent Payments, will be released by the Subscription Receipt Agent to or as directed by Pembina and will be used to fund a portion of the purchase price for the Alliance/Aux Sable Acquisition.

While the Subscription Receipts remain outstanding, holders thereof will be entitled to receive payments per Subscription Receipt equal to the cash dividends per Common Share, if any, paid or payable to holders of Common Shares in respect of all record dates for such dividends occurring from December 19, 2023 to, but excluding, the closing date of the Alliance/Aux Sable Acquisition or to, and including, the Termination Date, as applicable, to be paid to Subscription Receipt holders of record on the record date for the corresponding dividend on the Common Shares on the date on which such dividend is paid to holders of Common Shares, net of any applicable withholding taxes (each, a "**Dividend Equivalent Payment**").

If a Termination Event occurs, the Subscription Receipt Agent will pay to each holder of Subscription Receipts an amount per Subscription Receipt equal to the applicable Termination Payment.

In the event that the Termination Date occurs after a dividend has been declared on the Common Shares but before the record date for such dividend, holders of Subscription Receipts will receive, as part of the Termination Payment, a pro rata Dividend Equivalent Payment in respect of such dividend declared on the Common Shares equal to the amount of such dividend multiplied by a fraction equal to: (i) the number of days from, and including, the date of the prior Dividend Equivalent Payment (or, if none, December 19, 2023) to, but excluding, the Termination Date; divided by (ii) the number of days from, and including, the date of the prior Dividend Equivalent Payment (or, if none, the prior payment date for dividends on the Common Shares) to, but excluding, the date on which such dividend is paid to holders of Common Shares. If the Termination Date occurs on a record date or following a record date for a dividend on the Common Shares but on or prior to the payment date for such dividend, Subscription Receipt holders of record on the record date will be entitled to receive the full Dividend Equivalent Payment.

Credit Facilities

Pembina's credit facilities as at December 31, 2023 consisted of an unsecured \$1.0 billion sustainability-linked revolving credit facility due June 2027 (the "**SLL Credit Facility**"), an unsecured \$1.5 billion revolving credit facility due June 2028 (the "**Revolving Credit Facility**"), which includes a \$750 million accordion feature, and an unsecured \$50 million operating facility due May 2024 and which is typically renewed on an annual basis. Pembina also has an unsecured U.S. \$250 million non-revolving term loan due May 2025. The terms and conditions of the U.S. \$250 million non-revolving term loan, including financial covenants, are substantially similar to the Revolving Credit Facility. There are no repayments due over the term of any of Pembina's credit facilities. As at December 31, 2023, Pembina had \$778 million drawn on revolving and non-revolving bank debt and \$137 million in cash, leaving approximately \$2.2 billion of cash and unutilized debt facilities.

Medium Term Notes

Subject to certain conditions, as noted below, Pembina may redeem each series of Medium Term Notes, either in whole, or in part, upon not less than 30 (except, in the case of the Medium Term Notes, Series 16, Medium Term Notes, Series 17, Medium Term Notes, Series 18, Medium Term Notes, Series 19, Medium Term Notes, Series 20, Medium Term Notes, Series 21 and the Medium Term Notes, Series 22, not less than 10) and not more than 60 days prior notice, at a price equal to the greater of (i) par and (ii) the Canada Yield Price (as defined below), plus, in either case, accrued but unpaid interest, if any, to, but excluding, the date of redemption. In addition, certain Medium Term Notes can be redeemed at par within three or six months of the maturity date thereof. In respect of the Medium Term Notes, "**Canada Yield Price**" means, in effect, a price equal to the price of a specific series of Medium Term Notes, as applicable, calculated in accordance with generally accepted financial practice in Canada to provide a yield to maturity equal to the Government of Canada Yield (as defined below) plus the Redemption Premium set forth in the table below. In respect of the Medium Term Notes, "**Government of Canada Yield**" means, on any date, in effect, the yield to maturity on such date compounded semi-annually which a non-callable Government of Canada bond would carry if issued, in Canadian dollars in Canada, at 100 percent of its principal amount on such date with a term to maturity equal to the remaining term to maturity of the specified series of Medium Term Notes, as applicable. The Government of Canada Yield will be the average of the yields determined by two major Canadian investment dealers selected by Pembina. In certain circumstances following a Change of Control (as such term is defined in the Senior Note Indenture) and a resulting downgrade in the ratings of the Medium Term Notes to below an investment grade, Pembina will be required to make an offer to repurchase all or, at the option of any holder of Medium Term Notes, any part, at a purchase price payable in cash equal to 101 percent of the aggregate outstanding principal amount thereof plus accrued and unpaid interest, if any, to the date of purchase. After certain dates (as set forth below), the Medium Term Notes, Series 3, 4, 5, 6, 7, 9, 10, 11, 12, 13, 15, 16, 17, 18, 19, 20, 21 and 22 may be redeemed at a price equal to par, plus accrued but unpaid interest, if any, to but excluding the date of redemption.

In addition to the optional redemption provisions described above, Pembina will be required to redeem the Medium Term Notes, Series 20 and Medium Term Notes, Series 21 at a price equal to 101% of the aggregate principal amount of the Medium Term Notes, Series 20 and Medium Term Notes, Series 21, plus accrued and unpaid interest to, but excluding, the date of redemption, if (i) the closing of the Alliance/Aux Sable Acquisition has not occurred on or prior to 5:00 p.m. (Calgary time) on the Outside Date; (ii) the Alliance/Aux Sable Purchase and Sale Agreement is terminated at any time prior to the Outside Date; (iii) Pembina gives notice to Computershare Trust Company of Canada, as trustee for the Medium Term Notes, Series 20 and Medium Term Notes, Series 21, that it does not intend to proceed with the Alliance/Aux Sable Acquisition; or (iv) Pembina announces to the public that it does not intend to proceed with the Alliance/Aux Sable Acquisition.

The table below outlines the aggregate principal amount outstanding, and the material provisions of, each of Pembina's issued series of Medium Term Notes.

Series	Issue Date	Maturity Date	Principal and Outstanding Amount (C\$)	Annual Coupon Rate	Optional Redemption Premium (per annum)
3 ⁽¹⁾	April 30, 2013		\$200,000,000		
	February 2, 2015 ⁽²⁾	April 30, 2043	\$150,000,000	4.75%	0.585%
	June 16, 2015 ⁽²⁾		\$100,000,000		
4 ⁽³⁾	April 4, 2014	March 25, 2044	\$600,000,000	4.81%	0.450%
5 ⁽⁴⁾	February 2, 2015	February 3, 2025	\$450,000,000	3.54%	0.540%
	June 22, 2023 ⁽⁵⁾		\$100,000,000		
6 ⁽⁶⁾	June 16, 2015	June 15, 2027	\$500,000,000	4.24%	0.560%
	June 22, 2023 ⁽⁷⁾		\$100,000,000		
7 ⁽⁸⁾	August 11, 2016	August 11, 2026	\$500,000,000	3.71%	0.655%
	May 28, 2020 ⁽⁹⁾		\$100,000,000		
9 ⁽¹⁰⁾	January 20, 2017	January 21, 2047	\$300,000,000	4.74%	0.610%
	August 16, 2017 ⁽¹¹⁾		\$250,000,000		
10 ⁽¹²⁾	March 26, 2018	March 27, 2028	\$400,000,000	4.02%	0.450%
	January 10, 2020 ⁽¹³⁾		\$250,000,000		

Series	Issue Date	Maturity Date	Principal and Outstanding Amount (C\$)	Annual Coupon Rate	Optional Redemption Premium (per annum)
11 ⁽¹⁴⁾	March 26, 2018	March 26, 2048	\$300,000,000	4.75%	0.605%
	January 10, 2020 ⁽¹⁵⁾		\$500,000,000		
12 ⁽¹⁶⁾	April 3, 2019	April 3, 2029	\$400,000,000	3.62%	0.475%
	January 10, 2020 ⁽¹⁷⁾		\$250,000,000		
13 ⁽¹⁸⁾	April 3, 2019	April 3, 2049	\$400,000,000	4.54%	0.640%
	September 12, 2019 ⁽¹⁹⁾		\$300,000,000		
15 ⁽²⁰⁾	September 12, 2019	February 1, 2030	\$600,000,000	3.31%	0.485%
16 ⁽²¹⁾	May 28, 2020	May 28, 2050	\$400,000,000	4.67%	0.895%
17 ⁽²²⁾	December 10, 2021	December 10, 2031	\$500,000,000	3.53%	0.475%
18 ⁽²³⁾	December 10, 2021	December 10, 2051	\$500,000,000	4.49%	0.650%
19 ⁽²⁴⁾	June 22, 2023	June 22, 2026	\$300,000,000	5.72%	0.425%
20 ⁽²⁵⁾	January 12, 2024	January 12, 2032	\$600,000,000	5.02%	0.430%
21 ⁽²⁶⁾	January 12, 2024	January 12, 2034	\$600,000,000	5.21%	0.480%
22 ⁽²⁷⁾	January 12, 2024	January 12, 2054	\$600,000,000	5.67%	0.615%

Notes:

- ⁽¹⁾ Pembina may redeem the Medium Term Notes, Series 3, (a) at any time prior to October 30, 2042 at a price equal to the greater of (i) par and (ii) the Canada Yield Price, and (b) at any time on or after October 30, 2042 at a price equal to par, plus, in either case, accrued but unpaid interest, if any, to but excluding the date of redemption.
- ⁽²⁾ On February 2, 2015 and June 16, 2015, Pembina re-opened its Medium Term Notes, Series 3 for \$150 million and \$100 million aggregate principal amounts, respectively.
- ⁽³⁾ Pembina may redeem the Medium Term Notes, Series 4, (a) at any time prior to September 25, 2043 at a price equal to the greater of (i) par and (ii) the Canada Yield Price, and (b) at any time on or after September 25, 2043 at a price equal to par, plus, in either case, accrued but unpaid interest, if any, to but excluding the date of redemption.
- ⁽⁴⁾ Pembina may redeem the Medium Term Notes, Series 5, (a) at any time prior to November 3, 2024 at a price equal to the greater of (i) par and (ii) the Canada Yield Price, and (b) at any time on or after November 3, 2024 at a price equal to par, plus, in either case, accrued but unpaid interest, if any, to but excluding the date of redemption.
- ⁽⁵⁾ On June 22, 2023, Pembina re-opened its Medium Term Notes, Series 5 for \$100 million aggregate principal amount.
- ⁽⁶⁾ Pembina may redeem the Medium Term Notes, Series 6, (a) at any time prior to March 15, 2027 at a price equal to the greater of (i) par and (ii) the Canada Yield Price and (b) at any time on or after March 15, 2027 at a price equal to par, plus, in either case, accrued but unpaid interest, if any, to but excluding the date of redemption.
- ⁽⁷⁾ On June 22, 2023, Pembina re-opened its Medium Term Notes, Series 6 for \$100 million aggregate principal amount.
- ⁽⁸⁾ Pembina may redeem the Medium Term Notes, Series 7, (a) at any time prior to May 11, 2026 at a price equal to the greater of (i) par and (ii) the Canada Yield Price and (b) at any time on or after May 11, 2026 at a price equal to par, plus, in either case, accrued but unpaid interest, if any, to but excluding the date of redemption.
- ⁽⁹⁾ On May 28, 2020, Pembina re-opened its Medium Term Notes, Series 7 for \$100 million aggregate principal amount.
- ⁽¹⁰⁾ Pembina may redeem the Medium Term Notes, Series 9, (a) at any time prior to July 21, 2046 at a price equal to the greater of (i) par and (ii) the Canada Yield Price and (b) at any time on or after July 21, 2046 at a price equal to par, plus, in either case, accrued but unpaid interest, if any, to but excluding the date of redemption.
- ⁽¹¹⁾ On August 16, 2017, Pembina re-opened its Medium Term Notes, Series 9 for \$250 million aggregate principal amount.
- ⁽¹²⁾ Pembina may redeem the Medium Term Notes, Series 10, (a) at any time prior to December 27, 2027 at a price equal to the greater of (i) par and (ii) the Canada Yield Price and (b) at any time on or after December 27, 2027 at a price equal to par, plus, in either case, accrued but unpaid interest, if any, to but excluding the date of redemption.
- ⁽¹³⁾ On January 10, 2020, Pembina re-opened its Medium Term Notes, Series 10 for \$250 million aggregate principal amount.
- ⁽¹⁴⁾ Pembina may redeem the Medium Term Notes, Series 11, (a) at any time prior to September 26, 2047 at a price equal to the greater of (i) par and (ii) the Canada Yield Price and (b) at any time on or after September 26, 2047 at a price equal to par, plus, in either case, accrued but unpaid interest, if any, to but excluding the date of redemption.
- ⁽¹⁵⁾ On January 10, 2020, Pembina re-opened its Medium Term Notes, Series 11 for \$500 million aggregate principal amount.
- ⁽¹⁶⁾ Pembina may redeem the Medium Term Notes, Series 12, (a) at any time prior to January 3, 2029 at a price equal to the greater of (i) par and (ii) the Canada Yield Price and (b) at any time on or after January 3, 2029 at a price equal to par, plus, in either case, accrued but unpaid interest, if any, to but excluding the date of redemption.
- ⁽¹⁷⁾ On January 10, 2020, Pembina re-opened its Medium Term Notes, Series 12 for \$250 million aggregate principal amount.
- ⁽¹⁸⁾ Pembina may redeem the Medium Term Notes, Series 13, (a) at any time prior to October 3, 2048 at a price equal to the greater of (i) par and (ii) the Canada Yield Price and (b) at any time on or after October 3, 2048 at a price equal to par, plus, in either case, accrued but unpaid interest, if any, to but excluding the date of redemption.
- ⁽¹⁹⁾ On September 12, 2019, Pembina re-opened its Medium Term Notes, Series 13 for \$300 million aggregate principal amount.
- ⁽²⁰⁾ Pembina may redeem the Medium Term Notes, Series 15, (a) at any time prior to November 1, 2029 at a price equal to the greater of (i) par and (ii) the Canada Yield Price and (b) at any time on or after November 1, 2029 at a price equal to par, plus, in either case, accrued but unpaid interest, if any, to but excluding the date of redemption.
- ⁽²¹⁾ Pembina may redeem the Medium Term Notes, Series 16, (a) at any time prior to November 28, 2049 at a price equal to the greater of (i) par and (ii) the Canada Yield Price and (b) at any time on or after November 28, 2049 at a price equal to par, plus, in either case, accrued but unpaid interest, if any, to but excluding the date of redemption.
- ⁽²²⁾ Pembina may redeem the Medium Term Notes, Series 17, (a) at any time prior to September 10, 2031 at a price equal to the greater of (i) par and (ii) the Canada Yield Price and (b) at any time on or after September 10, 2031 at a price equal to par, plus, in either case, accrued but unpaid interest, if any, to but excluding the date of redemption.

- ⁽²³⁾ Pembina may redeem the Medium Term Notes, Series 18, (a) at any time prior to June 10, 2051 at a price equal to the greater of (i) par and (ii) the Canada Yield Price and (b) at any time on or after June 10, 2051 at a price equal to par, plus, in either case, accrued but unpaid interest, if any, to but excluding the date of redemption.
- ⁽²⁴⁾ Pembina may redeem the Medium Term Notes, Series 19, (a) at any time prior to June 22, 2024 at a price equal to the greater of (i) par and (ii) the Canada Yield Price and (b) at any time on or after June 22, 2024 at a price equal to par, plus, in either case, accrued but unpaid interest, if any, to but excluding the date of redemption.
- ⁽²⁵⁾ Pembina may redeem the Medium Term Notes, Series 20, (a) at any time prior to October 12, 2031 at a price equal to the greater of (i) par and (ii) the Canada Yield Price and (b) at any time on or after October 12, 2031 at a price equal to par, plus, in either case, accrued but unpaid interest, if any, to but excluding the date of redemption.
- ⁽²⁶⁾ Pembina may redeem the Medium Term Notes, Series 21, (a) at any time prior to October 12, 2033 at a price equal to the greater of (i) par and (ii) the Canada Yield Price and (b) at any time on or after October 12, 2033 at a price equal to par, plus, in either case, accrued but unpaid interest, if any, to but excluding the date of redemption.
- ⁽²⁷⁾ Pembina may redeem the Medium Term Notes, Series 22, (a) at any time prior to July 12, 2053 at a price equal to the greater of (i) par and (ii) the Canada Yield Price and (b) at any time on or after July 12, 2053 at a price equal to par, plus, in either case, accrued but unpaid interest, if any, to but excluding the date of redemption.

Subordinated Notes, Series 1

Interest and Maturity

Pembina will pay interest on the Subordinated Notes, Series 1 semi-annually, in arrears, on January 25 and July 25 of each year. From January 25, 2021 to January 25, 2031, the Subordinated Notes, Series 1 will bear interest at 4.80 percent per annum. From January 25, 2031, and on every fifth anniversary of such date, the interest rate on the Subordinated Notes, Series 1 will reset for the subsequent five-year period at a rate per annum equal to the Five Year Government of Canada Yield, plus (i) for the period from January 25, 2031 to January 25, 2051, 4.167 percent; and (ii) for the period from January 25, 2051 to January 25, 2081, 4.917 percent. In respect of the Subordinated Notes, Series 1, "**Five Year Government of Canada Yield**" means the bid yield to maturity (assuming semi-annual compounding) of a Canadian dollar denominated non-callable Government of Canada bond with a term to maturity of five years, provided that, if such rate is not publicly available, "**Five Year Government of Canada Yield**" means the average of the yields determined by two registered Canadian investment dealers (each of which is a member of the Investment Industry Regulatory Organization of Canada), selected by Pembina, as being the yield to maturity (assuming semi-annual compounding) which a Canadian dollar denominated non-callable Government of Canada bond would carry if issued in Canadian dollars at 100 percent of its principal amount on such date with a term to maturity of five years.

The Subordinated Notes, Series 1 mature on January 25, 2081.

Deferral Right

So long as no event of default under the Subordinated Note Indenture has occurred and is continuing, Pembina may elect, on any date other than an interest payment date, to defer the interest payable on the Subordinated Notes, Series 1 on one or more occasions for up to five consecutive years. There is no limit on the number of interest deferrals on the Subordinated Notes, Series 1 that may occur.

Redemption

Subject to certain conditions from October 25, 2030 to January 25, 2031 and on any interest payment date or any interest reset date, as applicable, Pembina may redeem the Subordinated Notes, Series 1, at a redemption price equal to par, plus accrued and unpaid (including deferred, as applicable) interest to the date fixed for redemption. Pembina may also redeem the Subordinated Notes, Series 1 in certain other limited circumstances.

Automatic Delivery of the Series 2021-Preferred Shares

Following the occurrence of certain bankruptcy or insolvency events in respect of Pembina, holders of the Subordinated Notes, Series 1, will, subject to certain exceptions, be entitled to receive the Series 2021-A Class A Preferred Shares and any other assets held in trust to satisfy Pembina's obligations under the Subordinated Note Indenture for the Subordinated Notes, Series 1. Upon delivery of the Series 2021-A Class A Preferred Shares, the Subordinated Notes, Series 1 will be immediately and automatically surrendered and cancelled and all rights of any holders of the Subordinated Notes, Series 1 as debtholders of Pembina shall automatically cease.

Credit Ratings

The following information with respect to Pembina's credit ratings is provided as it relates to Pembina's financing costs and liquidity. Specifically, credit ratings affect Pembina's ability to obtain short-term and long-term financing and impact the cost of such financing. A reduction in the current ratings on Pembina's debt by its rating agencies, particularly a downgrade below

investment grade ratings, could adversely affect Pembina's cost of financing and its access to sources of liquidity and capital. In addition, changes in credit ratings may affect Pembina's ability to enter into, and the associated costs of entering into, normal course derivative or hedging transactions. Credit ratings are intended to provide investors with an independent measure of credit quality of any issues of debt securities.

Pembina has paid each of S&P and DBRS their customary fees in connection with the provision of the below ratings. Pembina has not made any payments to S&P or DBRS over the past two years for services unrelated to the provision of such ratings.

DBRS Limited

DBRS has assigned a debt rating of 'BBB (high)' to each issued senior unsecured note of Pembina and assigned a debt rating of 'BBB (low)' to the Subordinated Notes, Series 1.

The BBB rating is the fourth highest of DBRS's ten rating categories for long-term debt, which range from AAA to D. The BBB rating indicates that, in DBRS's view, the rated securities are of adequate investment grade credit quality. The capacity for the payment of financial obligations is considered acceptable; however, the issuer may be vulnerable to future events. DBRS uses "high" and "low" designations on ratings from AA to C to indicate the relative standing of securities being rated within a particular rating category. The absence of a "high" or "low" designation indicates that a rating is in the middle of the category.

Each issued series of Class A Preferred Shares, other than the Series 2021-A Preferred Shares, has been rated 'Pfd-3 (high)' by DBRS. The Pfd-3 rating is the third highest of six rating categories for preferred shares, which range from a high of Pfd-1 to a low of D. "High" or "low" grades are used to indicate the relative standing within a rating category. The absence of either a "high" or "low" designation indicates the rating is in the middle of the category. According to the DBRS rating system, preferred shares rated Pfd-3 are of adequate credit quality. While protection of dividends and principal is still considered acceptable, the issuing entity is more susceptible to adverse changes in financial and economic conditions, and there may be other adverse conditions present which detract from debt protection.

When a significant event occurs that directly impacts the credit quality of a particular entity or group of entities, DBRS will attempt to provide an immediate rating opinion. However, if there is uncertainty regarding the outcome of the event, and DBRS is unable to provide an objective, forward-looking opinion in a timely fashion, then the ratings of the issuer will be placed "Under Review".

S&P

S&P has assigned a long-term corporate credit rating on Pembina of 'BBB'. S&P has assigned a rating of 'BBB' to each issued senior unsecured note and a rating of 'BB+' to the Subordinated Notes, Series 1.

The BBB rating is the fourth highest rating, of S&P's ten rating categories for issuances of long-term debt which range from 'AAA' to 'D'. Issues of debt securities rated BBB are judged by S&P to exhibit adequate protection parameters; however, adverse economic conditions or changing circumstances are more likely to weaken the obligor's capacity to meet its financial commitment on the obligation. The BB rating is the fifth highest rating of S&P's ten rating categories for issues of long-term debt. Issues of debt securities rated BB are, according to the S&P rating system, regarded as having significant speculative characteristics. While such securities will likely have some quality and protective characteristics, these may be outweighed by large uncertainties or major exposures to adverse conditions. An obligation rated BB is less vulnerable to non-payment than other speculative issues; however, S&P regards the obligor as facing major ongoing uncertainties or exposure to adverse business, financial or economic conditions which could lead to the obligor's inadequate capacity to meet its financial commitment on the obligation. Ratings from 'AA' to 'CCC' may be modified by the addition of a plus (+) or minus (-) sign to show relative standing within the major rating categories.

Each issued series of Class A Preferred Shares, other than the Series 2021-A Preferred Shares, has been rated 'P-3 (High)' by S&P. S&P's ratings for preferred shares range from a high of 'P-1' to a low of 'D'. "High" or "low" grades are used to indicate the relative standing within a rating category. According to the S&P rating system, securities rated P-3 are regarded as having significant speculative characteristics. While such securities will likely have some quality and protective characteristics, these may be outweighed by large uncertainties or major exposures to adverse conditions. An obligation rated P-3 (High) is less vulnerable to non-payment than other speculative issues; however, it faces major ongoing uncertainties or exposure to adverse business, financial or economic conditions which could lead to the obligor's inadequate capacity to meet its financial commitment on the obligation.

These securities ratings are not recommendations to purchase, hold or sell the securities in as much as such ratings do not comment as to market price or suitability for a particular investor. There is no assurance that any rating will remain in effect for any given period of time or that any rating will not be revised or withdrawn entirely by a rating agency in the future if, in its judgment, circumstances so warrant.

See "Risk Factors – General Risk Factors – Credit Ratings".

Escrowed Securities and Securities Subject to Contractual Restrictions on Transfer

Designation of Class	Number of Securities Held in Escrow or that are Subject to a Contractual Restriction on Transfer	Percentage of Class
Series 2021-A Class A Preferred Shares ⁽¹⁾	600,000	0.64%

Note:

⁽¹⁾ See "Description of the Capital Structure of Pembina – Class A Preferred Shares" for additional information relating to the Series 2021-A Class A Preferred Shares, including the name of the trustee of the Series 2021-A Class A Preferred Shares and the date of and conditions governing the automatic delivery of the Series 2021-A Class A Preferred Shares to the holders of the Subordinated Notes, Series 1.

DIVIDENDS AND DISTRIBUTIONS

Cash Dividends

The declaration and payment of any dividend by Pembina is at the discretion of the Board of Directors and will depend on numerous factors, including compliance with applicable laws and the financial performance, debt obligations, working capital requirements and future capital requirements of Pembina and its subsidiaries. See "Risk Factors". The agreements governing Pembina's credit facilities provide that if an event of default has occurred under the credit facilities, the indebtedness may be accelerated by the lenders, and the ability to pay dividends thereupon ceases. Pembina is restricted from making distributions (including the declaration of dividends) if it is in default under its credit facilities (or a default would be expected to occur as a result of such distribution).

Common Shares

In 2021 and 2022 Pembina paid cash dividends on its Common Shares on a monthly basis to Shareholders of record on the 25th calendar day of each month (except for the December record date, which was December 31st in 2021 and December 15th in 2022), if, as and when determined by the Board of Directors. If the record date fell on a weekend or a statutory holiday, the effective record date would be the previous business day. The dividend payment date was the 15th calendar day of the month following the record date (except for the December 2022 dividend, which was paid on December 30th). If a payment date fell on a weekend or on a statutory holiday, the business day prior to the weekend or statutory holiday became the payment date.

Following the monthly December 2022 dividend, Pembina moved from its practice of paying monthly dividends to a quarterly Common Share dividend payment. Quarterly dividend payments are made on the last business day of March, June, September and December to shareholders of record on the 15th day of the corresponding month, if, as and when declared by the Board of Directors. Should the record date fall on a weekend or on a statutory holiday, the record date will be the next succeeding business day following the weekend or statutory holiday.

The following table sets forth the amount of monthly cash dividends paid by Pembina on its Common Shares in 2021 and 2022 and the amount of quarterly cash dividends paid by Pembina on its Common Shares in 2023.

Cash Dividends Per Common Share

Month of Payment Date	2021	2022	2023
January	\$0.21	\$0.21	N/A
February	\$0.21	\$0.21	N/A
March	\$0.21	\$0.21	\$0.6525
April	\$0.21	\$0.21	N/A
May	\$0.21	\$0.21	N/A
June	\$0.21	\$0.21	\$0.6675 ⁽³⁾
July	\$0.21	\$0.21	N/A
August	\$0.21	\$0.21	N/A
September	\$0.21	\$0.21	\$0.6675
October	\$0.21	\$0.2175 ⁽¹⁾	N/A
November	\$0.21	\$0.2175	N/A
December	\$0.21	\$0.435 ⁽²⁾	\$0.6675
Total	\$2.52	\$2.76	\$2.66

Notes:

⁽¹⁾ On August 15, 2022, Pembina announced an increase to its monthly dividend from \$0.21 to \$0.2175.

⁽²⁾ On November 3, 2022, Pembina announced that the November 2022 and the December 2022 dividend payments would be paid on December 15, 2022 and on December 30, 2022, respectively, in anticipation of the transition from a monthly to a quarterly dividend payment starting in 2023.

⁽³⁾ On May 4, 2023, Pembina announced an increase to its quarterly dividend from \$0.6525 to \$0.6675.

Class A Preferred Shares

Dividends on each issued series of Class A Preferred Shares (excluding the Series 15, 17, 19 and 25 Class A Preferred Shares) are payable on the first calendar day of March, June, September and December of each year, if, as and when declared by the Board. Dividends on the Series 15, 17 and 19 Class A Preferred Shares are payable on the last calendar day of March, June, September and December of each year, if, as and when declared by the Board. Dividends on the Series 25 Class A Preferred Shares are payable on the 15th calendar day of February, May, August and November of each year, if, as and when declared by the Board. Dividends on the Series 2021-A Preferred Shares are only payable, if, as and when declared by the Board, following the delivery to the holders of the Subordinated Notes, Series 1. Additional information regarding dividends payable on the Class A Preferred Shares can be found under the heading "Description of the Capital Structure of Pembina – Class A Preferred Shares" herein.

The following table sets forth the amount of monthly cash dividends paid by Pembina on its Class A Preferred Shares in 2021, 2022, 2023 and to date in 2024.

Cash Dividends Per Class A Preferred Share

Quarterly Payment Date ⁽¹⁾	Series 1	Series 3	Series 5	Series 7	Series 9	Series 11 ⁽²⁾	Series 13 ⁽³⁾	Series 15	Series 17	Series 19	Series 21	Series 22	Total
2021													
Mar	\$0.306625	\$0.279875	\$0.285813	\$0.273750	\$0.268875	\$0.359375	\$0.359375	\$0.279000	\$0.301313	\$0.292750	\$0.306250	N/A	\$3.313001
June	\$0.306625	\$0.279875	\$0.285813	\$0.273750	\$0.268875	N/A	\$0.359375	\$0.279000	\$0.301313	\$0.292750	\$0.306250	N/A	\$2.953626
Sept	\$0.306625	\$0.279875	\$0.285813	\$0.273750	\$0.268875	N/A	N/A	\$0.279000	\$0.301313	\$0.292750	\$0.306250	N/A	\$2.594251
Dec	\$0.306625	\$0.279875	\$0.285813	\$0.273750	\$0.268875	N/A	N/A	\$0.279000	\$0.301313	\$0.292750	\$0.306250	N/A	\$2.594251
2022													
Mar	\$0.306625	\$0.279875	\$0.285813	\$0.273750	\$0.268875	N/A	N/A	\$0.279000	\$0.301313	\$0.292750	\$0.306250	N/A	\$2.594251
June	\$0.306625	\$0.279875	\$0.285813	\$0.273750	\$0.268875	N/A	N/A	\$0.279000	\$0.301313	\$0.292750	\$0.306250	N/A	\$2.594251
Sept	\$0.306625	\$0.279875	\$0.285813	\$0.273750	\$0.268875	N/A	N/A	\$0.279000	\$0.301313	\$0.292750	\$0.306250	N/A	\$2.594251
Dec	\$0.306625	\$0.279875	\$0.285813	\$0.273750	\$0.268875	N/A	N/A	\$0.385250	\$0.301313	\$0.292750	\$0.306250	N/A	\$2.700501
2023													
Mar	\$0.306625	\$0.279875	\$0.285813	\$0.273750	\$0.268875	N/A	N/A	\$0.385250	\$0.301313	\$0.292750	\$0.306250	N/A	\$2.700501
June	\$0.306625	\$0.279875	\$0.285813	\$0.273750	\$0.268875	N/A	N/A	\$0.385250	\$0.301313	\$0.292750	\$0.393875	\$0.485584	\$3.273710
Sept	\$0.306625	\$0.279875	\$0.285813	\$0.273750	\$0.268875	N/A	N/A	\$0.385250	\$0.301313	\$0.292750	\$0.393875	\$0.485836	\$3.273962
Dec	\$0.306625	\$0.279875	\$0.285813	\$0.273750	\$0.268875	N/A	N/A	\$0.385250	\$0.301313	\$0.292750	\$0.393875	\$0.519386	\$3.307512
2024													
Mar ⁽⁵⁾	\$0.407813	\$0.279875	\$0.285813	\$0.273750	\$0.268875	N/A	N/A	\$0.385250	\$0.301313	\$0.292750	\$0.393875	\$0.523436	\$3.412750

Quarterly Payment Date ⁽¹⁾	Series 23 ⁽⁴⁾	Series 25	Total
2021			
Feb	\$0.328125	\$0.325000	\$0.653125
May	\$0.328125	\$0.325000	\$0.653125
Aug	\$0.328125	\$0.325000	\$0.653125
Nov	\$0.328125	\$0.325000	\$0.653125
2022			
Feb	\$0.328125	\$0.325000	\$0.653125
May	\$0.328125	\$0.325000	\$0.653125
Aug	\$0.328125	\$0.325000	\$0.653125
Nov	\$0.328125	\$0.325000	\$0.653125
2023			
Feb	N/A	\$0.325000	\$0.325000
May	N/A	\$0.405063	\$0.405063

Aug	N/A	\$0.405063	\$0.405063
Nov	N/A	\$0.405063	\$0.405063
2024			
Feb	N/A	\$0.405063	\$0.405063

Notes:

- ⁽¹⁾ A holder of Series 1, 3, 5, 7, 9 and 21 Class A Preferred Shares is entitled to receive a fixed, cumulative preferential dividend payable quarterly on the first calendar day of March, June, September and December, as declared by the Board of Directors. A holder of Series 22 Class A Preferred Shares is entitled to receive a floating rate, cumulative preferential dividend payable quarterly on the first calendar day of March, June, September and December, as declared by the Board of Directors. Prior to the redemption of the Series 11 and 13 Class A Preferred Shares in March and June 2021, respectively, a holder of Series 11 and 13 Class A Preferred Shares was entitled to receive a fixed, cumulative preferential dividend payable quarterly on the first calendar day of March, June, September and December, as declared by the Board of Directors. A holder of Series 15, 17 and 19 Class A Preferred Shares is entitled to receive a fixed, cumulative preferential dividend payable quarterly on the last calendar day of March, June, September and December, as declared by the Board of Directors. A holder of Series 25 Class A Preferred Shares is entitled to receive a fixed, cumulative preferential dividend payable quarterly on the 15th calendar day of February, May, August and November, as declared by the Board of Directors. Prior to the redemption of the Series 23 Class A Preferred Shares in November 2022, a holder of Series 23 Class A Preferred Shares was entitled to receive a fixed, cumulative preferential dividend payable quarterly on the 15th calendar day of February, May, August and November, as declared by the Board of Directors. A holder of the Series 2021-A Class A Preferred Shares shall not be entitled to receive any dividends, nor shall any dividends accumulate or accrue, on the Series 2021-A Class A Preferred Shares prior to delivery to the holders of the Subordinated Notes, Series 1 following the occurrence of certain bankruptcy or insolvency events in respect of Pembina. Thereafter, holders of the Series 2021-A Class A Preferred Shares will be entitled to receive a fixed, cumulative preferential dividend payable semi-annually on the 25th calendar day of January and July, as declared by the Board of Directors.
- ⁽²⁾ On March 1, 2021, Pembina redeemed all of its 6.8 million issued and outstanding Series 11 Class A Preferred Shares for a redemption price equal to \$25.00 per Series 11 Class A Preferred Share.
- ⁽³⁾ On June 1, 2021, Pembina redeemed all of its 10.0 million issued and outstanding Series 13 Class A Preferred Shares for a redemption price equal to \$25.00 per Series 13 Class A Preferred Share.
- ⁽⁴⁾ On November 15, 2022 Pembina redeemed all of its 12.0 million issued and outstanding Series 23 Class A Preferred Shares for a redemption price equal to \$25.00 per Series 23 Class A Preferred Share.
- ⁽⁵⁾ On January 8, 2024, Pembina announced that the Board of Directors had declared a quarterly dividend of \$0.407813 per Series 1 Class A Preferred Share, \$0.279875 per Series 3 Class A Preferred Share, \$0.285813 per Series 5 Class A Preferred Share, \$0.273750 per Series 7 Class A Preferred Share, \$0.268875 per Series 9 Class A Preferred Share, \$0.393875 per Series 21 Class A Preferred Share and \$0.523436 per Series 22 Class A Preferred Share to be paid, subject to applicable law, on March 1, 2024 to holders of record on February 1, 2024. On January 8, 2024, Pembina announced that the Board of Directors had declared a quarterly dividend of \$0.385250 per Series 15 Class A Preferred Share, \$0.301313 per Series 17 Class A Preferred Share and \$0.292750 per Series 19 Class A Preferred Share to be paid, subject to applicable law, on April 1, 2024 to holders of record on March 15, 2024.

MARKET FOR SECURITIES

Trading Price and Volume

The Common Shares are listed and traded on the TSX under the symbol "PPL". The Common Shares are also listed on the NYSE under the trading symbol "PBA". The following table sets forth the price ranges for and trading volumes of the Common Shares on the TSX and on the NYSE for 2023.

Month	TSX (PPL) ⁽¹⁾				NYSE (PBA) ⁽¹⁾			
	High (\$)	Low (\$)	Close (\$)	Volume	High (US\$)	Low (US\$)	Close (US\$)	Volume
January	49.22	44.44	47.21	33,471,084	36.78	32.80	35.50	4,208,717
February	47.37	44.22	44.80	42,078,675	35.58	32.57	32.84	4,825,421
March	46.95	40.82	43.78	71,313,793	34.36	29.59	32.40	7,919,460
April	45.58	43.90	44.60	35,562,987	34.18	32.16	32.93	4,343,975
May	44.80	40.85	41.10	46,240,491	33.09	30.09	30.27	6,259,578
June	43.75	39.70	41.65	77,905,105	32.69	30.07	31.44	5,021,688
July	42.05	40.19	41.75	49,512,644	31.90	30.25	31.68	4,206,436
August	42.42	40.36	42.00	33,972,340	31.65	29.84	31.08	6,584,843
September	42.73	40.30	40.84	58,428,363	31.48	29.81	30.06	7,052,442
October	42.79	38.79	42.68	38,734,898	31.15	28.15	30.78	6,467,456
November	45.49	42.67	45.39	37,260,794	33.48	30.74	33.43	7,980,330
December	46.21	43.64	45.62	74,943,461	34.77	32.42	34.42	9,669,730

Note:

- ⁽¹⁾ Source: Bloomberg. The above table includes only the monthly price ranges for and trading volumes of the Common Shares on the TSX (PPL) and NYSE (PBA).

The Series 1 Class A Preferred Shares, Series 3 Class A Preferred Shares, Series 5 Class A Preferred Shares, Series 7 Class A Preferred Shares, Series 9 Class A Preferred Shares, Series 15 Class A Preferred Shares, Series 17 Class A Preferred Shares, Series 19 Class A Preferred Shares, Series 21 Class A Preferred Shares, Series 22 Class A Preferred Shares and Series 25 Class A Preferred Shares are listed and traded on the TSX under the symbols "PPL.PR.A", "PPL.PR.C", "PPL.PR.E", "PPL.PR.G", "PPL.PR.I", "PPL.PR.O", "PPL.PR.Q", "PPL.PR.S", "PPL.PF.A", "PPL.PF.B" and "PPL.PF.E", respectively. The following tables set forth the price range for and trading volume of the Series 1, Series 3, Series 5, Series 7, Series 9, Series 15, Series 17, Series 19, Series 21, Series 22 and Series 25 Class A Preferred Shares on the TSX for 2023.

Month	Series 1 (PPL.PR.A) ⁽¹⁾				Series 3 (PPL.PR.C) ⁽¹⁾				Series 5 (PPL.PR.E) ⁽¹⁾			
	High (\$)	Low (\$)	Close (\$)	Volume	High (\$)	Low (\$)	Close (\$)	Volume	High (\$)	Low (\$)	Close (\$)	Volume
January	19.00	17.01	18.41	101,125	18.30	16.40	18.00	47,490	19.27	17.27	18.96	156,157
February	18.55	18.10	18.10	72,923	18.13	17.36	17.76	37,055	18.95	18.41	18.58	84,797
March	18.24	17.14	17.45	74,982	17.75	16.79	17.30	46,485	18.70	17.55	18.50	131,692
April	17.98	17.07	17.47	79,788	17.15	16.07	16.93	403,992	18.41	17.56	17.80	155,895
May	17.60	16.31	16.50	79,968	16.84	15.71	15.83	36,182	17.90	16.30	16.50	42,690
June	17.64	16.50	17.55	65,031	17.00	15.95	16.90	34,688	17.79	16.52	17.79	53,517
July	18.21	17.40	18.01	120,418	17.50	16.75	17.50	29,810	18.20	17.43	17.75	55,972
August	18.48	17.28	17.50	266,550	17.39	16.41	16.44	86,482	17.68	16.54	16.54	724,375
September	18.99	17.27	18.56	173,302	17.94	16.34	17.66	55,277	17.68	16.53	17.56	218,871
October	18.95	17.97	18.05	244,312	17.94	16.85	17.06	61,518	17.77	16.73	17.17	75,024
November	20.09	17.91	20.09	328,993	18.72	16.86	18.45	82,529	18.81	16.96	18.78	97,804
December	20.39	19.40	20.33	130,005	18.79	17.38	17.57	49,228	19.00	17.57	18.19	102,412

Month	Series 7 (PPL.PR.G) ⁽¹⁾				Series 9 (PPL.PR.I) ⁽¹⁾				Series 15 (PPL.PR.O) ⁽¹⁾			
	High (\$)	Low (\$)	Close (\$)	Volume	High (\$)	Low (\$)	Close (\$)	Volume	High (\$)	Low (\$)	Close (\$)	Volume
January	18.80	16.57	18.20	72,440	22.68	19.39	21.95	68,998	22.97	19.75	22.37	207,831
February	18.45	17.90	18.01	50,605	21.75	21.01	21.12	208,501	22.35	21.25	21.30	141,684
March	18.06	16.58	17.59	68,707	21.64	19.88	20.52	74,944	21.38	20.15	20.61	157,428
April	17.83	16.78	17.64	58,978	20.60	19.56	19.86	143,276	21.41	20.20	21.40	104,971
May	17.26	15.91	16.29	107,115	19.92	18.00	18.00	123,199	21.50	20.00	20.31	125,834
June	16.86	16.01	16.69	154,796	19.34	18.10	19.05	115,609	20.75	19.51	19.82	127,708
July	17.62	16.69	17.39	111,982	19.92	19.01	19.16	370,564	19.78	19.15	19.70	81,455
August	17.43	15.94	16.01	368,519	19.52	17.81	17.95	332,612	19.72	18.27	18.50	100,266
September	16.63	15.86	16.45	86,501	19.00	17.90	18.80	246,670	18.69	17.70	17.86	108,057
October	16.84	15.63	16.09	207,725	19.01	17.20	17.49	100,562	17.90	16.71	17.27	108,815
November	17.75	15.89	17.40	106,652	19.75	17.35	19.46	86,125	19.56	17.27	19.37	133,005
December	17.73	16.65	17.01	73,282	20.13	19.29	19.75	169,231	19.68	18.43	19.10	135,319

Month	Series 17 (PPL.PR.Q) ⁽¹⁾				Series 19 (PPL.PR.S) ⁽¹⁾				Series 21 (PPL.PF.A) ⁽¹⁾			
	High (\$)	Low (\$)	Close (\$)	Volume	High (\$)	Low (\$)	Close (\$)	Volume	High (\$)	Low (\$)	Close (\$)	Volume
January	19.40	17.17	18.88	64,543	23.79	21.35	23.31	27,723	24.30	23.00	24.03	168,581
February	19.40	18.65	18.90	38,907	23.20	22.80	23.10	72,341	24.27	23.75	23.95	131,455
March	19.27	18.00	18.43	75,276	23.10	21.40	22.07	138,278	24.26	22.05	22.46	94,147
April	18.75	17.75	18.26	250,694	21.90	21.21	21.40	38,531	23.41	22.25	22.60	108,495
May	18.23	17.03	17.20	33,926	21.45	19.50	20.05	28,419	22.61	21.71	21.99	114,770
June	18.04	17.20	17.84	92,586	21.45	20.05	21.06	40,840	22.50	20.00	20.47	105,939
July	18.58	17.80	18.44	38,202	21.20	20.22	20.50	86,521	20.82	19.83	20.05	192,146
August	18.59	17.15	17.41	58,598	21.11	19.80	19.95	203,834	20.20	19.37	19.37	201,940
September	18.01	17.38	18.01	49,064	20.59	20.00	20.57	249,081	19.69	18.49	18.59	149,282
October	18.32	17.41	17.82	97,602	20.55	19.68	20.20	123,585	18.59	17.23	17.83	315,375
November	19.57	18.05	19.55	69,701	22.29	20.20	22.00	56,710	20.80	17.65	20.80	401,119
December	19.55	18.34	18.62	91,403	22.70	21.60	22.55	79,373	20.92	19.00	20.43	164,530

Month	Series 22 (PPL.PF.B) ⁽¹⁾				Series 25 (PPL.PF.E) ⁽¹⁾			
	High (\$)	Low (\$)	Close (\$)	Volume	High (\$)	Low (\$)	Close (\$)	Volume
January	-	-	-	-	25.00	24.28	24.62	251,261
February	-	-	-	-	25.04	24.45	24.59	145,015
March	25.00	19.50	19.50	700	24.80	23.35	23.62	157,707
April	19.50	19.50	19.50	-	24.25	23.50	23.85	116,750
May	22.00	22.00	22.00	600	23.85	22.88	23.10	71,703
June	22.00	22.00	22.00	100	23.50	21.53	21.75	57,840
July	22.00	22.00	22.00	-	22.20	21.08	21.15	107,125
August	23.00	22.00	23.00	700	21.30	20.40	20.51	89,396
September	23.00	22.00	23.00	600	20.73	19.40	19.40	91,074
October	24.00	23.00	23.00	1,000	19.50	18.24	18.47	175,166
November	23.50	22.37	22.37	1,251	21.68	18.22	21.68	265,215
December	23.00	22.37	23.00	2,800	21.70	19.59	20.82	225,234

Note:

⁽¹⁾ Source: Bloomberg. The above tables includes only the monthly price ranges for and trading volumes of the Class A Preferred Shares on the TSX.

The Subscription Receipts were listed and commenced trading on the TSX under the symbol "PPL.R" on December 19, 2023. From December 19, 2023 to December 31, 2023, the Subscription Receipts had a trading volume of 2,760,377, with a high trading price of \$45.49, a low trading price of \$43.53 and a closing price on December 29, 2023 of \$45.00.

Prior Sales

In 2023, options to purchase Common Shares were issued to employees pursuant to Pembina's Option Plan. For a discussion of options issued and the terms thereof, refer to Note 21 to Pembina's Financial Statements, the portions of which are found under the headings "*Disclosure of share option plan*" and "*Share options granted*" are incorporated by reference herein.

DIRECTORS AND OFFICERS

Directors of Pembina

The following table sets out the name and residence for each director of Pembina as of the date of this Annual Information Form, the date on which they were appointed as a director of Pembina and their principal occupations during the past five years.

Name and Residence	Date Appointed	Principal Occupation During the Past Five Years
Henry W. Sykes ⁽¹⁾⁽⁷⁾⁽⁸⁾ Calgary, Alberta, Canada	October 2, 2017	Independent businessman since 2014; prior thereto, the President and director of MGM Energy Corp. from January 2007 to June 2014; President of ConocoPhillips Canada Limited from 2001 to 2006; prior thereto, Executive Vice-President, Business Development of Gulf Canada Resources Ltd.
Anne-Marie N. Ainsworth ⁽⁴⁾⁽⁵⁾ Houston, Texas, U.S.	October 7, 2014	Independent businesswoman since March 2014; prior thereto, President and Chief Executive Officer and a member of the board of directors of the general partner of Oiltanking Partners, L.P. and President and Chief Executive Officer of Oiltanking Holding Americas, Inc. from November 2012 to March 2014; prior thereto, Senior Vice President of Refining of Sunoco Inc. from November 2009 to March 2012. Currently a member of the board of directors of Archrock, Inc., Kirby Corporation and HF Sinclair Corporation.
J. Scott Burrows Calgary, Alberta, Canada	February 22, 2022	President and Chief Executive Officer of Pembina since February 2022; prior thereto, interim President and Chief Executive Officer of Pembina since November 2021; prior thereto, Senior Vice President and Chief Financial Officer of Pembina since July 2017; prior thereto, Vice President, Finance and Chief Financial Officer of Pembina since January 2015.

Name and Residence	Date Appointed	Principal Occupation During the Past Five Years
Cynthia Carroll ⁽³⁾⁽⁴⁾ Naples, Florida, U.S.	May 8, 2020	Independent businesswoman since 2013; prior thereto, Chief Executive Officer of Anglo American plc from 2007 to 2013, and prior thereto, held various executive roles at Alcan Aluminum Corporation, including President of Bauxite, Alumina and Specialty Chemicals and Chief Executive Officer of the Primary Metal Group, Alcan's core business. Currently a member of the board of directors of Hitachi Ltd., Baker Hughes Company and Glencore plc.
Ana Dutra ⁽²⁾⁽⁵⁾⁽⁹⁾ Indian River Shores, Florida, U.S.	May 6, 2022	Independent businesswoman since 2019; prior thereto, President and Chief Executive Officer of The Executives' Club of Chicago from 2014 to 2018. Currently a member of the board of directors of Carparts.com, Inc.
Maureen E. Howe ⁽²⁾⁽⁵⁾⁽⁷⁾ Vancouver, British Columbia, Canada	October 2, 2017	Independent businesswoman since 2008; prior thereto, a Research Analyst and Managing Director at RBC Capital Markets from 1996 to 2008. Currently a member of the board of directors of Methanex Corporation and Freehold Royalties Ltd.
Gordon J. Kerr ⁽²⁾⁽⁵⁾⁽⁶⁾ Calgary, Alberta, Canada	January 15, 2015	Independent businessman since 2013; prior thereto, President and Chief Executive Officer and director of Enerplus Corporation from May 2001 until July 2013.
David M.B. LeGresley ⁽³⁾⁽⁵⁾ Toronto, Ontario, Canada	August 16, 2010	Independent businessman since 2008, including serving as the Chair of the board of directors of EQB Inc. (formerly Equitable Group Inc.) from 2014 to 2023; prior thereto, Vice Chairman of National Bank Financial from 2006 to 2008 and Executive Vice President, Corporate and Investment Banking from 1999 to 2006.
Andy J. Mah ⁽²⁾⁽³⁾ Calgary, Alberta, Canada	February 24, 2023	Independent businessman since 2022; prior thereto, Chief Executive Officer of Advantage Energy Ltd. (" Advantage "), a Canadian oil and gas exploration & production company, from January 2009 to December 2021; prior thereto, President of Advantage from June 2006 to January 2009. Mr. Mah is currently a member of the board of directors of Advantage.
Leslie A. O'Donoghue ⁽²⁾⁽⁴⁾ Calgary, Alberta, Canada	December 17, 2008	Independent businesswoman since 2020; prior thereto, Executive Advisor to the Chief Executive Officer in 2019 and Executive Vice President and Chief Strategy & Corporate Development Officer of Nutrien Ltd., a crop inputs and services provider, from 2018 to 2019; prior thereto, Executive Vice President, Corporate Development and Strategy and Chief Risk Officer of Agrium Inc., which merged with Potash Corporation of Saskatchewan to form Nutrien Ltd., from 2012 to 2018. Currently a member of the board of directors of Methanex Corporation and Dye & Durham Limited.
Bruce D. Rubin ⁽³⁾⁽⁴⁾ Swarthmore, Pennsylvania, U.S.	May 5, 2017	Independent businessman since 2014; Chief Executive Officer of Braskem America, Inc. and an executive with Braskem America, Inc. from 2010 until 2013; prior thereto, Chief Executive Officer of Sunoco Chemicals and Senior Vice President of Sunoco Inc. from 2008 until 2010.

Notes:

- (1) Mr. Sykes was appointed Chair of the Board effective January 1, 2023.
- (2) Member of Audit Committee.
- (3) Member of Human Resources and Compensation Committee.
- (4) Member of the Safety, Environment and Operational Excellence Committee.
- (5) Member of the Governance, Nominating and Corporate Social Responsibility Committee.
- (6) Mr. Kerr was a director of Laricina Energy Ltd., a private company, until February 5, 2016. Laricina Energy Ltd. was subject to proceedings under the *Companies' Creditors Arrangement Act* (Canada) in 2015. On February 1, 2016, the proceedings were conditionally discharged.
- (7) Following closing of the Veresen Acquisition, Ms. Howe and Mr. Sykes were appointed to Pembina's Board of Directors effective October 2, 2017.
- (8) Mr. Sykes was a director of Parallel Energy Trust ("**Parallel**"), a TSX-listed company, from March 2011 until February 2016. On November 9, 2015, Parallel filed an application in the Alberta Court of Queen's Bench for creditor protection under the *Companies' Creditors Arrangement Act* (Canada) and filed voluntary petitions for relief under Chapter 11 of the *United States Bankruptcy Code*. In the Chapter 11 proceedings, the U.S. Bankruptcy Court approved the sale of the assets of Parallel and the sale closed on January 28, 2016. Further, on March 3, 2016, the Canadian entities of Parallel filed for bankruptcy under the *Bankruptcy and Insolvency Act* (Canada) and a notice to creditors was sent by the trustee on March 4, 2016.
- (9) Ms. Dutra is a director of Amyris, Inc. ("**Amyris**"), which was delisted from the Nasdaq Stock Exchange in August 2023. Amyris commenced voluntary Chapter 11 proceedings in the U.S. Bankruptcy Court for the District of Delaware in August 2023 in connection with an operational and financial

restructuring. As of the date hereof, Amyris has filed with the U.S. Bankruptcy Court for the District of Delaware a series of customary motions seeking to continue operating as usual and uphold its commitments to its employees and stakeholders.

Shareholders elect the directors of Pembina at each annual meeting of the Shareholders. The directors of Pembina serve until the next annual meeting of the Shareholders or until their successors are duly elected or appointed. All of Pembina's directors are "independent" within the meaning of National Instrument 58-101 – *Disclosure of Corporate Governance Practices*, adopted by the Canadian Securities Administrators, with the exception of Mr. Burrows, who is President and Chief Executive Officer of Pembina. In addition, Pembina has adopted Director Independence Guidelines which meet or exceed the requirements set out in National Policy 58-201 – *Corporate Governance Guidelines*, National Instrument 52-110 – *Audit Committees*, the SEC rules and regulations, the *Sarbanes-Oxley Act of 2002* and the NYSE rules.

The Board of Directors has four standing committees, the Audit Committee, the Safety, Environment and Operational Excellence Committee, the Human Resources and Compensation Committee, and the Governance, Nominating and Corporate Social Responsibility Committee. Additional information regarding the responsibilities of these committees will be contained in Pembina's management information circular for its 2024 annual meeting of Shareholders.

Executive Officers of Pembina

The following table sets out the name, residence and office held with Pembina for each executive officer of the Company as at the date of this Annual Information Form, as well as their principal occupations during at least the past five years.

Name and Residence	Office with Pembina	Principal Occupation During the Past Five Years
J. Scott Burrows Calgary, Alberta, Canada	President and Chief Executive Officer	President and Chief Executive Officer since February 2022; prior thereto, interim President and Chief Executive Officer since November 2021; prior thereto, Senior Vice President and Chief Financial Officer since July 2017; prior thereto, Vice President, Finance and Chief Financial Officer since January 2015.
Eva M. Bishop Calgary, Alberta, Canada	Senior Vice President and Corporate Services Officer	Senior Vice President and Corporate Services Officer since April 2022; prior thereto, non-executive director of BP Europa SE, the European public limited company of the BP group from April 2016 to December 2021; in addition thereto, Partner and CEO Designate at 53 ^o Capital, a private equity investment company from August 2019 to February 2020.
Cameron J. Goldade Calgary, Alberta, Canada	Senior Vice President and Chief Financial Officer	Senior Vice President and Chief Financial Officer since August 2022; prior thereto, interim Chief Financial Officer since November 2021; prior thereto, Vice President, Capital Markets since June 2017; prior thereto, Senior Manager of Capital Markets since January 2015.
Janet C. Loduca ⁽¹⁾ Calgary, Alberta, Canada	Senior Vice President, External Affairs and Chief Legal and Sustainability Officer	Senior Vice President, External Affairs and Chief Legal and Sustainability Officer since April 2021; prior thereto, General Counsel and Vice President, Legal and Sustainability since November 2020; prior thereto, Senior Vice President and General Counsel of Pacific Gas and Electric Company (" PG&E "), a regulated gas and utility company, from January 2019 until August 2020; prior thereto Vice President and Deputy General Counsel of PG&E since March 2017; prior thereto, Vice President, Investor Relations of PG&E since January 2015.
Christopher S. Scherman Houston, Texas, U.S.	Senior Vice President, Marketing and Strategy Officer	Senior Vice President, Marketing and Strategy Officer since March 2023; prior thereto, Vice President, Marketing since January 2020; prior thereto, Vice President, General Counsel and Corporate Secretary since October 2017.
Jaret A. Sprott Calgary, Alberta, Canada	Senior Vice President and Chief Operating Officer	Senior Vice President and Chief Operating Officer since February 2022; prior thereto, Senior Vice President and Chief Operating Officer, Facilities since January 2018; prior thereto, Vice President, Gas Services since January 2015.
Stuart V. Taylor Calgary, Alberta, Canada	Senior Vice President and Corporate Development Officer	Senior Vice President and Corporate Development Officer since March 2023; prior thereto Senior Vice President, Marketing and New Ventures and Corporate Development Officer since January 2018; prior thereto, Senior Vice President, NGL and Natural Gas Facilities since September 2013.

Notes:

⁽¹⁾ Ms. Loduca was an executive officer of PG&E from January 2019 until August 2020, acting as Senior Vice President and General Counsel from January 2019 until August 2020. On or about January 29, 2019, PG&E filed voluntary petitions for relief under Chapter 11 of the United States Bankruptcy Code. In the Chapter 11 proceedings, PG&E successfully completed its restructuring process and the implementation of its plan of reorganization, as approved by the Bankruptcy Court. PG&E emerged from Chapter 11 on June 20, 2020.

As at February 21, 2024, the directors and executive officers of Pembina beneficially owned, or controlled or directed, directly or indirectly, an aggregate of 331,886 Common Shares, representing approximately 0.06 percent of the then outstanding Common Shares.

Conflicts of Interest

The directors and officers of Pembina may be directors or officers of entities which are in competition with or are customers or suppliers of Pembina or certain entities in which Pembina holds an equity investment. As such, these directors or officers of Pembina may encounter conflicts of interest in the administration of their duties with respect to Pembina. Directors and officers of Pembina are required to disclose the existence of potential conflicts in accordance with Pembina's Code of Ethics Policy and other corporate governance policies which can be found on Pembina's website at www.pembina.com and in accordance with the ABCA. See "*Risk Factors – General Risk Factors – Potential Conflicts of Interest*".

AUDIT COMMITTEE INFORMATION**The Audit Committee's Charter**

The Audit Committee Charter is set forth in Appendix "A" to this Annual Information Form.

Composition of the Audit Committee and Relevant Education and Experience

Pembina's Audit Committee is comprised of Maureen E. Howe, as Chair, Ana Dutra, Gordon J. Kerr, Andy J. Mah and Leslie O'Donoghue, each of whom is independent and financially literate within the meaning of NI 52–110 and in accordance with Pembina's Director Independence Guidelines available at www.pembina.com. Set forth below are additional details regarding each member of the Audit Committee.

Maureen E. Howe

Maureen E. Howe is the Chair of the Audit Committee and has been a member of the Audit Committee since October 2, 2017. Ms. Howe is independent within the meaning of such term in NI 52–110, and in accordance with the rules prescribed by the SEC and the NYSE. She currently serves as a member of the board of directors of Methanex Corporation and Freehold Royalties Ltd. She is a member of the Audit Committee of Methanex Corporation and the Chair of the Audit Committee of Freehold Royalties Ltd. Ms. Howe previously served as a member of the board of directors and Chair of the Audit Committee of Mosaic Forest Management, a private company. She has served as Managing Director at RBC Capital Markets in equity research and was regularly a top ranked analyst in Canada by independent industry surveys. Prior to joining RBC Capital Markets, Ms. Howe held finance positions in the utility industry, investment banking and portfolio management. Ms. Howe holds a Bachelor of Commerce (Honours) from the University of Manitoba and a Ph.D. in Finance from the University of British Columbia. Ms. Howe is a member of the Institute of Corporate Directors. This business experience provides Ms. Howe with the skill set and financial literacy required to carry out her duties as a member of the Audit Committee.

Ana Dutra

Ms. Dutra has been a member of the Audit Committee since May 6, 2022. Ms. Dutra is independent within the meaning of such term in NI 52-110, and in accordance with the rules prescribed by the SEC and the NYSE. Ms. Dutra was the President and Chief Executive Officer of The Executives' Club of Chicago (2014 to 2018) and the Proxy Officer and Chief Executive Officer of Korn Ferry Consulting before that (2008 to 2013). Ms. Dutra was also a Global Senior Managing Partner at Accenture (2004 to 2008). She is currently a member of the board of directors of Carparts.com, Inc. Ms. Dutra has a Bachelor of Economics in microeconomics from the Universidade Federal Do Rio De Janeiro, a Juris Doctor from the Universidad do Estado de Rio de Janeiro, a Masters of Economics in microeconomics from Pontificua Universidade Atolica do Rio de Janeiro and a Masters of Business Administration from the Kellogg School of Management. This business experience provides Ms. Dutra with the skill set and financial literacy required to carry out her duties as a member of the Audit Committee.

Gordon J. Kerr

Mr. Kerr has been a member of the Audit Committee since February 27, 2015 and was the Chair of the Audit Committee from May 5, 2017 to May 7, 2021. Mr. Kerr is independent within the meaning of such term in NI 52-110, and in accordance with the rules prescribed by the SEC and the NYSE. Mr. Kerr is a former President and Chief Executive Officer and director of Enerplus Corporation, a position he held from May 2001 until July 2013. He is also a past Chair of the Canadian Association of Petroleum Producers, a former director of Deer Creek Energy Limited, a past member of the Canadian Council of Chief Executives and a past member of the Management Advisory Council of the Haskayne School of Business at the University of Calgary. Since beginning his career in 1979, he has gained extensive management experience in leadership positions at various oil and gas companies. Mr. Kerr commenced employment with Enerplus Corporation and its predecessors in 1996, holding positions of increasing responsibility, including the positions of Chief Financial Officer and Executive Vice President. Mr. Kerr graduated from the University of Calgary in 1976 with a Bachelor of Commerce degree. He received a Chartered Accountant designation and was admitted as a member of the Institute of Chartered Accountants of Alberta in 1979 and was later appointed a Fellow of the Institute of Chartered Accountants of Alberta in February 2011. Mr. Kerr is a member of the Institute of Corporate Directors. This business experience provides Mr. Kerr with the skill set and financial literacy required to carry out his duties as a member of the Audit Committee.

Andy J. Mah

Mr. Mah has been a member of the Audit Committee since February 24, 2023. Mr. Mah is independent within the meaning of such term in NI 52-110, and in accordance with the rules prescribed by the SEC and the NYSE. Mr. Mah was the Chief Executive Officer of Advantage, a Canadian oil and gas exploration and production company, from January 2009 to December 31, 2021. Prior to Advantage, Mr. Mah held executive and leadership positions at Ketch Resources Trust, Unocal Corporation, Northrock Resources Ltd., and BP Canada. Mr. Mah has a Bachelor of Science in Chemistry and a Bachelor of Science in Chemical Engineering from the University of Saskatchewan. He is a member of The Association of Professional Engineers and Geoscientists of Alberta (APEGA). This business experience provides Mr. Mah with the skill set and financial literacy required to carry out his duties as a member of the Audit Committee.

Leslie O'Donoghue

Leslie O'Donoghue has been a member of the Audit Committee since May 8, 2020. Ms. O'Donoghue is independent within the meaning of such term in NI 52-110, and in accordance with the rules prescribed by the SEC and the NYSE. Ms. O'Donoghue retired from Nutrien Ltd. at end of 2019, after 20 years with the company. Her most recent roles were Executive Vice President and Chief Strategy & Corporate Development Officer and Executive Advisor to the CEO. While at Agrium Inc., the predecessor to Nutrien Ltd. prior to its merger with Potash Corporation of Saskatchewan, Ms. O'Donoghue held a number of roles including Executive Vice President, Corporate Development & Strategy & Chief Risk Officer, Executive Vice President, Operations and Chief Legal Officer and Senior Vice President, Business Development. Before joining Agrium Inc., Ms. O'Donoghue was a partner in the national law firm of Blake, Cassels & Graydon LLP. She holds a Bachelor of Arts (Economics) degree from the University of Calgary and an LL.B. from Queen's University; she was admitted to the Alberta Bar in 1989. She currently serves as a director of Methanex Corporation and Dye & Durham Limited. Ms. O'Donoghue is also a member of the Institute of Corporate Directors. This business experience provides Ms. O'Donoghue with the skill set and financial literacy required to carry out her duties as a member of the Audit Committee.

Pre-Approval Policies and Procedures for Audit and Non-Audit Services

As outlined in Pembina's Audit Committee Charter and the terms of engagement with Pembina's external auditors, the Audit Committee of the Board is directly responsible for overseeing the relationship, reports, qualifications, independence and performance of the external auditor and audit services by other registered public accounting firms engaged by Pembina. The Audit Committee has the authority and responsibility to recommend the appointment and the revocation of the appointment of the external auditors engaged for the purpose of preparing or issuing an audit report or performing other audit, review or attest services, and to fix their remuneration. The external auditor reports directly to the Audit Committee. The Audit Committee's appointment of the external auditor is subject to annual approval by the Shareholders.

The Audit Committee is also responsible for the pre-approval of all permissible non-audit services to be provided by the external auditors considering the potential impact of such services on the independence of external auditors and, subject to any *de minimis* exemption available under applicable laws. Such approval can be given either specifically or pursuant to pre-approval policies and procedures adopted by the Audit Committee, including the delegation of this ability to one or more members of the Audit Committee to the extent permitted by applicable law, provided that any pre-approvals granted

pursuant to any such delegation must be detailed as to the particular service to be provided, may not delegate Audit Committee responsibilities to management of Pembina, and must be reported to the full Audit Committee at the first scheduled meeting of the Audit Committee following such pre-approval. Fees for audit and audit-related services shall be at least 50 percent of the total fees paid to the auditor in each fiscal year.

External Auditor Service Fees

The following table sets out the fees paid or payable by Pembina for professional services provided by KPMG LLP during each of the last two financial years:

YEAR	AUDIT FEES ⁽¹⁾	AUDIT-RELATED FEES ⁽²⁾	TAX FEES ⁽³⁾	ALL OTHER FEES ⁽⁴⁾
2023	\$3,975,592	\$127,865	\$50,811	\$157,000
2022	\$3,620,880	\$180,150	\$48,450	\$191,250

Notes:

- ⁽¹⁾ Audit fees were for professional services rendered by KPMG LLP for the audit of Pembina's annual financial statements and reviews of Pembina's quarterly financial statements, as well as services provided in connection with statutory and regulatory filings or engagements. 2023 fees may be adjusted if accrued estimates as of the date hereof differ from actual totals once known.
- ⁽²⁾ Audit-related fees are for assurance and related services, including French translations in connection with statutory and regulatory filings, reasonably related to the performance of the audit or review of Pembina's financial statements and not reported under "Audit Fees" above. In 2023, these fees included audit fees for the pension plan and Younger facility pension plan audits of \$31,500 (2022 - \$30,000) and \$26,250 (2022 - \$25,000), respectively.
- ⁽³⁾ Tax fees were for tax compliance of \$2,600 (2022: \$3,450) and tax advice and tax planning of \$48,211 (2022: \$45,000). 2023 and 2022 fees included tax consultation and tax compliance fees incurred for preparing and filing the tax returns for Pembina's subsidiaries.
- ⁽⁴⁾ All other fees are fees for products and services provided by Pembina's auditors other than those described as "Audit Fees", "Audit-related Fees" and "Tax Fees" which included fees related to advice and assistance with assurance and advisory services over GHG emissions and ESG sustainability reporting.

RISK FACTORS

The following information is a summary only of certain risk factors relating to Pembina, its subsidiaries and/or its equity accounted investees, or an investment in securities of Pembina, and is qualified in its entirety by reference to, and must be read in conjunction with, the detailed information appearing elsewhere in this Annual Information Form. Shareholders and prospective investors should carefully consider these risk factors before investing in Pembina's securities, as each of these risks may negatively affect the trading price of Pembina's securities, the amount of dividends paid to Shareholders and holders of Class A Preferred Shares and the ability of Pembina to service its debt obligations, including obligations under debt securities that Pembina may issue from time to time. Information regarding Pembina's risk assessment and management processes can be found in Pembina's management information circular for its most recent annual meeting of Shareholders.

Prospective investors should carefully consider the risk factors set out below and consider all other information contained herein and in Pembina's other public filings before making an investment decision in respect of any securities of Pembina.

Pembina's value proposition is based on balancing economic benefit against risk. Where appropriate, Pembina will seek to reduce risk. Pembina continually works to mitigate the impact of potential risks to its business by identifying all significant risks so that they can be appropriately managed. To assist with identifying and managing risk, Pembina has implemented a comprehensive risk management program.

Risks Inherent in Pembina's Business

Commodity Price Risk

Pembina's business is exposed to commodity price volatility and a substantial decline in the prices of these commodities could adversely affect its financial results.

Certain of the transportation contracts or tolling arrangements with respect to Pembina's pipeline assets do not include take-or-pay commitments from crude oil and natural gas producers and, as a result, Pembina is exposed to volume risk with respect to those assets. A decrease in volumes transported can directly and adversely affect Pembina's revenues and earnings. The demand for, and utilization of, Pembina's pipeline assets may be impacted by factors such as changing market fundamentals, capacity bottlenecks, operational incidents, regulatory restrictions, system maintenance, weather and increased competition. Market fundamentals, such as commodity prices and price differentials, natural gas and gasoline consumption, alternative energy sources and global supply disruptions outside of Pembina's control can impact both the supply of and demand for the commodities transported on Pembina's pipelines. See "*Reserve Replacement, Throughput and Product Demand*" below.

Pembina's Marketing business includes activities related to product storage, terminalling, and hub services. These activities expose Pembina to certain risks relating to fluctuations in commodity prices and, as a result, Pembina may experience volatility in revenue and impairments related to the book value of stored product with respect to these activities. Primarily, Pembina enters into contracts to purchase and sell crude oil, condensate, NGL and natural gas at floating market prices and, as a result, the prices of products that are marketed by Pembina are subject to volatility as a result of factors such as seasonal demand changes, the actions of OPEC, extreme weather conditions (the severity of which could increase due to climate change), geopolitical events such as armed conflict and political instability, and developments relating thereto, market inventory levels, general economic conditions, the availability and price of transportation logistics, changes in commodity markets, the availability and pricing of alternate fuel sources and other factors. Pembina manages its risk exposure by balancing purchases and sales to secure less volatile margins; however, Pembina may be unsuccessful in securing such margins and may, at times, have unbalanced purchases and sales. Further, in certain situations, a producer or supplier could fail to deliver contracted volumes or could deliver in excess of contracted volumes, or a purchaser could purchase less than contracted volumes. Any of these circumstances could cause Pembina's purchases and sales to be unbalanced, which may increase Pembina's exposure to commodity price risks and could increase volatility in its operating income and cash flows. Notwithstanding Pembina's management of price and quality risk, marketing margins for commodities can vary and have varied significantly from period to period in the past. This variability could have an adverse effect on the results of Pembina's Marketing business and its overall results of operations. To assist in reducing this inherent variability in its Marketing business, Pembina has invested, and will continue to invest, in assets that have a fee-based revenue component.

Pembina is also exposed to potential price declines and decreasing frac spreads between the time Pembina purchases NGL feedstock and sells NGL products. Frac spread is the difference between the revenue from the sale of NGL if removed from a gas stream and the value such NGL would have had if left in the gas stream and sold at natural gas prices. Frac spreads can change significantly from period to period depending on the relationship between NGL and natural gas prices (the "**frac spread ratio**"), absolute commodity prices, transport differentials and changes in the Canadian to U.S. dollar exchange rate. In addition to the frac spread ratio changes, there is also a differential between NGL product prices and crude oil prices which can change margins realized for midstream products. The amount of profit or loss made on the extraction portion of the business will generally increase or decrease with frac spreads. This exposure could result in variability of cash flow generated by the Marketing business.

Regulation and Legislation

Legislation in Alberta and British Columbia, the jurisdictions from which most products transported by Pembina are produced, exists to ensure that producers have fair and reasonable opportunities to produce, process and market their reserves. Regulatory authorities in Alberta and British Columbia may declare the operator of a pipeline a common carrier of crude oil, NGL or natural gas. Common carriers must not discriminate between producers who seek access to the pipeline. Regulatory authorities may also establish conditions under which the common carrier must accept and carry product, including the tariffs that may be charged. Producers and shippers may also apply to the appropriate regulatory authorities for a review of tariffs, and such tariffs may then be regulated if it is proven that the tariffs are not just and reasonable. The potential for enhanced regulatory oversight of tariffs for pipelines other than the Alliance Pipeline (the tolls and tariffs of which are otherwise subject to enhanced CER oversight as a Group 1 company) and certain pipelines owned by Pembina's subsidiaries in British Columbia (the tolls and tariffs of which are otherwise subject to BCUC oversight), while considered remote by Pembina, could result in tariff levels that are less favourable to Pembina and could impair the economic operation of such pipeline systems.

The AER is the primary regulatory body that oversees Pembina's Alberta-issued energy development permits, with some minor exceptions. Certain of Pembina's subsidiaries own pipelines in British Columbia, which are regulated by the BCER and the BCUC, and pipelines that cross provincial or international boundaries, which are regulated by the CER and/or the FERC and PHMSA. Certain of Pembina's operations and expansion projects are subject to additional regulations and, as Pembina's operations expand throughout Canada and North America, Pembina may be required to comply with the requirements of additional regulators and legislative bodies, including the IAAC, the BCEAO, the Ontario Energy Board, the Ontario Ministry of Natural Resources and Forestry, the Ontario Ministry of the Environment, Conservation and Parks, the Saskatchewan Ministry of Energy and Resources and Regulatory Services (Oil and Gas) under Manitoba Economic Development, Investment, Trade and Natural Resources.

In the U.S., FERC regulates interstate natural gas pipelines and the transportation of crude oil, NGL and refined products in interstate commerce. Under the NGA, FERC regulates the construction, extension, and abandonment of interstate natural gas pipelines and the rates, terms and conditions of service and other aspects of the business of interstate natural gas pipelines. Interstate natural gas pipelines rates, terms and conditions of service are filed at FERC and publicly available. Under the ICA, FERC regulates the rates, terms and conditions of the transportation in interstate commerce of crude oil, NGLs and refined products. Pipeline safety is regulated by the PHMSA, which sets standards for the design, construction, pressure testing, operation and maintenance, corrosion control, training and qualification of personnel, accident reporting and record keeping. The Office of Pipeline Safety, within the PHMSA, inspects and enforces the pipeline safety regulations across the U.S. All regulations and environmental, safety and economic compliance obligations are subject to change at the initiative of FERC, PHMSA or other United States Federal agencies with jurisdiction over aspects of the operations of pipelines, including environmental, economic and safety regulations. Changes by FERC in its regulations or policies could adversely impact Pembina's natural gas pipelines, making the construction, extension, expansion or abandonment of such pipelines more costly, causing delay in the permitting of such projects or impacting the likelihood of success of completion of such projects. Similarly, changes in FERC's regulations or policies could adversely impact the rates that Pembina's FERC-regulated pipelines are able to charge and how such pipelines do business, whether such pipelines are regulated by FERC pursuant to the NGA or the ICA. Pembina continually monitors existing and changing regulations in all jurisdictions in which it currently operates, or into which it may expand in the future, and the potential implications to its operations; however, Pembina cannot predict future regulatory changes, and any such compliance and regulatory changes in any one or multiple jurisdictions could have a material adverse impact on Pembina and its financial results.

In 2019, the federal government overhauled the environmental assessment and federal energy regulation regime in Canada. The National Energy Board ("**NEB**") and NEB Act were replaced by the CER and the CER Act. Similarly, the *Canadian Environmental Assessment Act, 2012* (Canada) ("**CEAA**") was replaced by the *Impact Assessment Act* (Canada) ("**IAA**") and the Canadian Environmental Assessment Agency was replaced by the new IAAC as the authority responsible for conducting all

federal impact assessments (formerly "**environmental assessments**") for certain designated projects under the IAA. The list of designated projects which are subject to mandatory assessment under the IAA is similar to the list under the CEAA; however, the length of new pipelines for which an impact assessment is required has been increased from 40 km to 75 km. The IAA also contains a broader project assessment process than under the CEAA and provides for enhanced consultation with groups that may be affected by proposed projects, while also expanding the scope of factors and considerations that are required to be taken into account under the project assessment process. The CER continues to oversee approved federal, interprovincial and international energy projects in a manner similar to the former regime under the NEB, with new projects being referred to a review panel under the IAA. On July 16, 2020, the federal government published the Strategic Assessment of Climate Change ("**SACC**") under the provisions for such assessments in the IAA. The SACC imposes the new requirements regarding GHG emissions planning on projects subject to the IAA and has also been incorporated in legacy assessments begun under the CEAA but concluded by the IAAC.

Relatively few projects have been subject to the new federal impact assessment regime to date and Pembina continues to actively monitor developments in this area. To the extent these changes lengthen the review timeline for projects or expand the scope of the matters to be considered, the new regime could materially impact the amount of time and capital resources required by Pembina to seek and obtain approval to construct and operate certain international or interprovincial pipelines or other projects designated pursuant to the IAA project list or ministerial designation powers under the IAA. Indications are that the SACC and new guidance which is yet to be released on a "best in class" approach to GHG emissions requirements will strictly limit GHG emissions from IAA-regulated projects, in support of the federal government's net-zero by 2050 goal discussed under "*Environmental Costs and Liabilities*" below. The ongoing development of the CER Act and IAA regime could therefore materially and directly impact Pembina's business and financial results, and could indirectly affect Pembina's business and financial results by impacting the financial condition and growth projects of its customers and, ultimately, production levels and throughput on Pembina's pipelines and in its facilities.

The uncertainty surrounding the impact of the IAA is currently heightened because, on October 13, 2023, the Supreme Court of Canada held that the IAA is, in significant part, unconstitutional. The federal government has announced its intention to proceed rapidly with amendments to the IAA to bring it in line with the Supreme Court of Canada's findings; however, no amendments have been published to date. The nature and extent of any such amendments to the IAA have the potential to significantly alter the impact assessment regime to which certain international or interprovincial pipelines or other projects designated pursuant to the IAA project list or ministerial designation powers under the IAA may be subject.

In addition to the direct regulation of pipelines and midstream facilities, Pembina's business and operations may also be adversely affected by changes in regulations or policies that regulate upstream and/or downstream activities, including, but not limited to, land sales, exploration, development and retail and consumer uses. Pembina's business and financial condition may also be influenced by federal and foreign legislation affecting, in particular, foreign investment, through legislation such as the *Competition Act* (Canada), the *Investment Canada Act* (Canada) and equivalent legislation in foreign jurisdictions.

There can be no assurance that changes to regulatory and environmental laws or policies and government incentive programs relating to the pipeline or crude oil and natural gas industry will not adversely affect Pembina or the value of its securities.

See "*Other Information Relating to Pembina's Business – Industry Regulation*".

Operational Risks

Operational risks include, but are not limited to: pipeline leaks; the breakdown or failure of equipment, pipelines and facilities, information systems or processes; the compromise of information and control systems; the performance of equipment at levels below those originally intended (whether due to misuse, unexpected degradation or design, construction or manufacturing defects); releases at truck terminals, storage terminals and hubs; releases associated with the loading and unloading of potentially harmful substances onto rail cars and trucks; adverse sea conditions (including storms and rising sea levels) and releases or spills from shipping vessels loaded at Pembina's marine terminal; failure to maintain adequate supplies of spare parts; operator error; labour disputes; disputes with interconnected facilities and carriers; operational disruptions or apportionment on third-party systems or refineries, which may prevent the full utilization of Pembina's facilities and pipelines; and catastrophic events, including, but not limited to, those related to climate change and extreme weather events, including fires, floods and other natural disasters, explosions, train derailments, earthquakes, widespread epidemics or pandemic outbreaks, acts of civil protest or disobedience, terrorism or sabotage, and other similar events, many of which are beyond the control of Pembina and all of which could result in operational disruptions, damage to assets, related releases or other environmental issues, and delays in construction, labour and materials. Pembina may also be exposed from time to time to additional operational risks not stated in the immediately preceding sentence. In addition, the consequences of any

operational incident (including as a result of adverse sea conditions) at Vancouver Wharves and the Prince Rupert Terminal or involving a vessel receiving products from Vancouver Wharves or the Prince Rupert Terminal may be even more significant as a result of the complexities involved in addressing leaks and releases occurring in the ocean or along coastlines and/or the repair of marine terminals. Any leaks, releases or other incidents involving such vessels, or other similar operations along the West Coast, could result in significant harm to the environment, curtailment of, or disruptions of and/or delays in, offshore shipping activity in the affected areas, including Pembina's ability to effectively carry on operations at Vancouver Wharves and the Prince Rupert Terminal. The occurrence or continuance of any of the foregoing events could increase the cost of operating Pembina's assets and/or reduce revenue, or result in damages, claims or fines, environmental damages, personal injury or loss of life, all of which could adversely affect Pembina's operations, financial performance and/or reputation. Additionally, facilities and pipelines are reliant on electrical power for their operations. A failure or disruption within the local or regional electrical power supply or distribution or transmission systems could significantly affect ongoing operations. Further, a significant increase in the cost of power or fuel could have a materially negative effect on the level of profit realized in cases where the relevant contracts do not provide for recovery of such costs.

Pembina is committed to preserving customer and shareholder value by proactively managing operational risk through safe and reliable operations. Operational leaders are responsible for the supervision of operational risk by ensuring appropriate policies, procedures and systems are in place within their business units and internal controls are operating efficiently. Pembina also has an extensive program to manage pipeline system integrity, which includes the development and use of in-line inspection tools and various other leak detection technologies. Pembina's maintenance, inspection, excavation and repair programs are focused on risk mitigation and, as such, integrity maintenance programs are developed and resources are directed to areas based on continual risk assessments and infrastructure is replaced or repaired as required to ensure that Pembina's assets are operated safely and reliably. Pembina carries insurance coverage with respect to some, but not all, casualty occurrences in amounts customary for similar business operations, which coverage may not be sufficient to compensate for all casualty occurrences. In addition, Pembina has a comprehensive Security Management Program designed to reduce security-related risks.

Competition

Pembina competes with other pipeline, midstream, marketing and gas processing, fractionation and handling/storage service providers in its service areas as well as other transporters of crude oil, NGL and natural gas. The introduction of competing transportation alternatives into Pembina's service areas could result in the reduction of throughput in Pembina's pipelines which could result in decreased returns and loss in profits for Pembina. Additionally, potential pricing differentials on the components of NGL may result in these components being transported by competing gas pipelines. Pembina is determined to meet, and believes that it is prepared for, these existing and potential competitive pressures, including through agreements which provide for areas of dedication over the geographic areas in which Pembina's pipeline infrastructure is located. In addition, competition from non-hydrocarbon based energy sources may have an adverse effect on the production of crude oil, NGL and natural gas and, as a result, on the demand for Pembina's services. Pembina also competes with other businesses for growth and business opportunities, including competition related to potential greenfield development opportunities, which could impact its ability to grow through acquisitions and developments and could impact earnings and cash flow available to pay dividends and to service obligations under Pembina's debt securities and other debt obligations.

See "*Description of Pembina's Business and Operations*".

Urban Encroachment Near Leases and Rights of Way

Pembina operates certain assets in or near urban areas. Land use decisions made by municipal governments or other authorities may increase or introduce exposure to the public within defined emergency planning zones. Unmitigated, such exposure has the potential to increase the severity and likelihood of public safety impacts should a failure event occur. Urban encroachment may result in incremental capital expenditures to increase pipeline wall thickness and re-route pipelines so that emergency planning zones can be reduced in size or avoid areas of development. Operational pressures may also be required to be lowered, which reduces throughput. These issues could impact the competitiveness of certain assets and Pembina's ability to meet customer demand.

Inflation

The general rate of inflation impacts the economies and business environments in which Pembina operates. In response to sustained, elevated global inflationary pressures, major central banks, including the Bank of Canada and the U.S. Federal Reserve, increased benchmark interest rates multiple times throughout 2023 and, although such central banks have recently held such benchmark interest rates steady, they may continue to raise them again in the future. While many of Pembina's

pipeline transportation agreements contain provisions protecting against inflation by adjusting pricing based on changes in the consumer price index or other similar figures, increased inflation and any economic conditions resulting from additional governmental attempts to reduce inflation, including the imposition of higher interest rates or wage and price controls, may negatively impact levels of demand for Pembina's services and cost of inputs, and could, accordingly, have a negative impact on Pembina's business, financial condition and results of operations. Higher interest rates as a result of inflation could negatively impact the Company's borrowing costs, which could, in turn, have a negative impact on Pembina's cash flow and ability to service obligations under its debt securities and other debt obligations, and impact Pembina's ability to sanction new projects.

Reliance on Other Facilities and Third-Party Services

Certain of the Company's terminals, pipelines and rail activities are dependent upon their interconnections with other terminals, pipelines and rail networks and facilities owned and operated by third parties to reach end markets and as a significant source of supply for the Company's facilities. These connections are important to Pembina and its customers as they provide critical transportation routes, both from the perspective of delivering product to Pembina's facilities and providing product egress. Risks may be created as a result of: differences in pressures; specifications or capacities which affect operations; planned and unplanned outages or curtailments at third-party facilities that restrict deliveries to or from Pembina's facilities; and measurement and component balancing errors affecting product deliveries. As well, there may be issues with respect to scheduling and service delivery by third parties that affect Pembina's operations, such as the scheduling and availability of timely and reliable rail service by the railway companies on which Pembina relies to move product. Operational disruptions, apportionment, regulatory action and other events on third-party systems and infrastructure may prevent the full utilization of Pembina's facilities, require Pembina to spend additional capital, or otherwise negatively affect Pembina's operations.

Pembina is unable to control operations, events, decisions, regulatory actions or public perceptions with respect to third-party assets and facilities, making the mitigation of these risks challenging. Although Pembina employs strategies to assist in mitigating these risks, including having multiple connections, service arrangements or transportation alternatives available in order to provide flexibility during curtailments or interruptions, there is no assurance such strategies will be effective. Where such alternatives are not available or are not effective, Pembina's operations may be significantly affected.

Completion and Timing of Expansion Projects

The successful completion of Pembina's growth and expansion projects is dependent on a number of factors outside of Pembina's control, including the impact of general economic, business and market conditions, availability of capital on terms and rates acceptable to Pembina, receipt of regulatory approvals, reaching long-term commercial arrangements with customers in respect of certain portions of the expansions, construction schedules, commissioning difficulties or delays and costs that may change depending on supply, demand and/or inflation, labour, materials and equipment availability, contractor non-performance, acts of civil protest or disobedience, terrorism or sabotage, weather conditions, cost of engineering services, and change in governments that granted the requisite regulatory approvals. There is no certainty, nor can Pembina provide any assurance, that necessary regulatory approvals will be received on terms that maintain the expected return on investment associated with a specific project, or at all, or that satisfactory commercial arrangements with suppliers or customers will be entered into on a timely basis, or at all, or that third parties will comply with contractual obligations in a timely manner. Factors such as special interest group opposition, Indigenous, landowner and other stakeholder consultation requirements, civil protest or disobedience, changes in shipper support, and changes to the legislative or regulatory framework could all have an impact on meeting contractual and regulatory milestones. As a result, the cost estimates and completion dates for Pembina's major projects may change during different stages of the project. Greenfield and early stage projects face additional challenges, including securing leases, easements, rights-of-way, permits and/or licenses from landowners or governmental authorities allowing access for such purposes, as well as Indigenous consultation requirements. Accordingly, actual costs and construction schedules may vary from initial estimates and these differences can be significant, and certain projects may not proceed as planned, or at all. Further, there is a risk that maintenance will be required more often than currently planned or that significant maintenance capital projects could arise that were not previously anticipated.

Under most of Pembina's construction and operating agreements, the Company is obligated to construct the facilities and pipelines regardless of delays and cost increases and Pembina bears the risk for any cost overruns. Future agreements entered into with customers with respect to expansions may contain similar conditions. While Pembina is not currently aware of any significant undisclosed cost overruns with respect to its current projects at the date hereof, any such cost overruns may adversely affect the economics of particular projects, as well as Pembina's business operations and financial results, and could reduce Pembina's expected return on investment which, in turn, could reduce the level of cash available for dividends and to service obligations under Pembina's debt securities and other debt obligations.

See "*General Risk Factors – Additional Financing and Capital Resources*" and "*Customer Contracts*" below.

Possible Failure to Realize Anticipated Benefits of Corporate Strategy

Pembina evaluates the value proposition for new investments, acquisitions and divestitures on an ongoing basis. Planning and investment analysis is highly dependent on accurate forecasting assumptions and, to the extent that these assumptions do not materialize, financial performance may be lower or more volatile than expected. Volatility in the economy, changes in cost estimates, failure to obtain regulatory approvals and permits, project scoping and risk assessment could result in decreased returns and loss in profits for Pembina.

As part of its ongoing strategy, Pembina may complete acquisitions of assets or other entities in the future. Achieving the benefits of completed and future acquisitions depends, in part, on successfully consolidating functions and integrating operations, procedures and personnel in a timely and efficient manner, as well as Pembina's ability to realize the anticipated growth opportunities and synergies from combining the acquired businesses and operations with those of Pembina. In particular, large scale acquisitions may involve significant pricing and integration risk. The integration of acquired businesses and entities requires the dedication of substantial management effort, time and resources, which may divert management's focus and resources from other strategic opportunities and from operational matters during this process. The integration process may also result in the loss of key employees and the disruption of ongoing business, customer and employee relationships, which may adversely affect Pembina's ability to achieve the anticipated benefits of any acquisitions. Acquisitions may also expose Pembina to additional risks, including risks relating to entry into markets or businesses in which Pembina has little or no direct prior experience, increased credit risks through the assumption of additional debt, costs and contingent liabilities and exposure to liabilities of the acquired business or assets.

As part of its value proposition evaluation, Pembina may also desire to divest assets to optimize its operations and financial performance. Pembina may, however, be unable to sell certain assets or, if Pembina is able to sell certain assets, it may not receive the optimal or desired amount of proceeds from such asset sales. Additionally, the timing to close any asset sales could be significantly different than Pembina's expected timeline.

See "*General Risk Factors – Additional Financing and Capital Resources*" below.

Joint Ownership and Third-Party Operators

Certain of Pembina's assets are jointly owned and are governed by partnership or shareholder agreements entered into with third-parties. As a result, certain decisions relating to these assets require the approval of a simple majority of the owners, while others require supermajority or unanimous approval of the owners. In addition, certain of these assets are operated by unrelated third-party entities. The success of these assets is, to some extent, dependent on the effectiveness of the business relationship and decision-making among Pembina and the other joint owner(s) and the expertise and ability of any third-party operators to operate and maintain the assets. While Pembina believes that there are prudent governance and other contractual rights in place, there can be no assurance that Pembina will not encounter disputes with joint owners or that assets operated by third parties will perform as expected. Further, if a joint owner were to become insolvent, regulators may require Pembina to assume such joint owner's obligations and Pembina may face operational challenges during any insolvency proceedings, resulting in additional costs. Such events could impact operations or cash flows of these assets or cause them to not operate as Pembina expects which could, in turn, have a negative impact on Pembina's business operations and financial results, and could reduce Pembina's expected return on investment, thereby reducing the level of cash available for dividends and to service obligations under Pembina's debt securities and other debt obligations.

Agreements for joint ownership often contain restrictions on transferring an interest in an asset or an entity, including consent requirements and rights of first refusal. Such provisions may restrict Pembina's ability to transfer its interests in such assets or entities or to acquire a joint venture owner's interest in such assets or entities, and may also restrict Pembina's ability to maximize the value of a sale of its interest.

Reserve Replacement, Throughput and Product Demand

Pembina's pipeline revenue is based on a variety of tolling arrangements, including fee-for-service, cost-of-service agreements and market-based tolls. As a result, certain pipeline revenue is heavily dependent upon throughput levels of crude oil, condensate, NGL and natural gas. Future throughput on crude oil, NGL and natural gas pipelines and replacement of crude oil and natural gas reserves in the service areas will be dependent upon the activities of producers operating in those areas as they relate to exploiting their existing reserve bases and exploring for and developing additional reserves, and technological

improvements leading to increased recovery rates. Similarly, the volumes of natural gas processed through Pembina's gas processing assets depends on the production of natural gas in the areas serviced by the gas processing business and associated pipelines. Without reserve additions, or expansion of the service areas, volumes on such pipelines and in such facilities would decline over time as reserves are depleted. As crude oil and natural gas reserves are depleted, production costs may increase relative to the value of the remaining reserves in place, causing producers to shut-in production or seek out lower cost alternatives for transportation. If, as a result, the level of tolls collected by Pembina decreases, cash flow available for dividends to Shareholders and to service obligations under Pembina's debt securities and Pembina's other debt obligations could be adversely affected.

Over the long-term, the ability and willingness of shippers to continue production will also depend, in part, on the level of demand and prices for crude oil, condensate, NGL and natural gas in the markets served by the crude oil, NGL and natural gas pipelines and gas processing and gathering infrastructure in which Pembina has an interest. Producers may shut-in production at lower product prices or higher production costs.

Global economic events may continue to have a substantial impact on the prices of crude oil, condensate, NGL and natural gas. Pembina cannot predict the impact of future supply/demand or economic conditions, fuel conservation measures, alternative fuel requirements, governmental regulation or technological advances in fuel efficiency and energy generation in the energy and petrochemical industries or future demand for and prices of natural gas, crude oil, condensate and NGL. A lower commodity price environment will generally reduce drilling activity and, as a result, the demand for midstream infrastructure could decline. Producers in the areas serviced by Pembina may not be successful in exploring for and developing additional reserves or achieving technological improvements to increase recovery rates and lower production costs during periods of lower commodity prices, which may also reduce demand for midstream infrastructure.

Future prices of these hydrocarbons are determined by supply and demand factors, including weather and general economic conditions as well as economic, political and other conditions in other crude oil and natural gas producing regions, all of which are beyond Pembina's control. The rate and timing of production from proven natural gas reserves tied into gas plants is at the discretion of producers and is subject to regulatory constraints. Producers have no obligation to produce from their natural gas reserves, which means production volumes are at the discretion of producers. Lower production volumes may increase the competition for natural gas supply at gas processing plants, which could result in higher shrinkage premiums being paid to natural gas producers. In addition, lower production volumes may lead to less demand for pipelines and processing capacity and could adversely impact Pembina's ability to re-contract on favourable terms with shippers as current agreements expire.

Reliance on Principal Customers

Pembina sells services and products to large customers within its area of operations and relies on several significant customers to purchase product for the Marketing business. If for any reason these parties are unable to perform their obligations under the various agreements with Pembina, the revenue and dividends of the Company and the operations of Pembina could be negatively impacted, which could also adversely affect the cash flow available for dividends and to service obligations under Pembina's debt securities and other debt obligations. See "*General Risk Factors – Counterparty Credit Risk*" below.

Customer Contracts

Throughput on Pembina's pipelines is governed by transportation contracts or tolling arrangements with various crude oil and natural gas producers. Pembina is party to numerous contracts of varying durations in respect of its gas gathering, processing and fractionation facilities as well as its terminalling and storage services. Any default by counterparties under such contracts or any expiration or early termination of such contracts or tolling arrangements without renewal or replacement, provided that such contracts are material to Pembina's business and operations, may have an adverse effect on Pembina's business and results from operations and there is no guarantee that any of the contracts that Pembina currently has in place will be renewed at the end of their term, including on terms favourable to Pembina, or replaced with other contracts in the event of early termination. Further, some contracts associated with the services described above are comprised of a mixture of firm and non-firm commitments. The revenue that Pembina earns on non-firm or firm commitments without take-or-pay service is dependent on the volume of crude oil, condensate, NGL and natural gas produced by producers in the relevant geographic areas. Accordingly, lower production volumes in these areas, including for reasons such as low commodity prices, may have an adverse effect on Pembina's revenue, which could also adversely affect the cash flow available for dividends and to service obligations under Pembina's debt securities and other debt obligations.

See "*Description of Pembina's Business and Operations*".

Risks Relating to Natural Gas and NGL Composition

Each of Pembina's gas processing facilities is designed to process natural gas and NGL feedstock within a certain range of composition specifications. The facilities may require modification to operate efficiently if the composition of the natural gas or NGLs being processed changes significantly. The configuration of each of Pembina's gas processing facilities may not be optimal for efficient operation in the future if a change in inlet natural gas or NGL composition is outside a plant's acceptable range of composition specifications.

Pembina monitors plant throughput, natural gas and NGL composition, third-party system performance and industry development activity in the production areas surrounding its facilities on an ongoing basis. This information is used to assist with ongoing operational decisions, bringing on new production and new customers, evaluating expansion opportunities and assessing opportunities to modify or add new services to accept the inlet gas and NGLs in the areas surrounding its facilities.

Risks Relating to Leases and Rights of Way Access

Certain Pembina facilities and associated infrastructure are located on lands leased or licensed from third parties and such leases and licenses must be renewed from time to time. Failure to renew the leases or licenses on terms acceptable to Pembina could significantly reduce the operations of such facilities and could result in related decommissioning costs for Pembina, pursuant to the terms of such leases or licenses. Successful development of new pipelines or extensions to existing pipelines depends in part on securing leases, easements, rights-of-way, permits and/or licenses from landowners or governmental authorities allowing access for such purposes. The process of securing rights-of-way or similar access is becoming more complex, particularly in more densely populated, environmentally sensitive and other areas. The inability to secure such rights-of-way or similar access could have an adverse effect on Pembina's operations and financial results.

Reputation

Reputational risk is the potential risk that market- or company-specific events, or other factors, could result in the deterioration of Pembina's reputation with key stakeholders. Pembina's business and operations, projects and growth opportunities require us to have strong relationships with key stakeholders, including local communities, Indigenous communities and other groups directly impacted by the Company's activities, as well as governments and government agencies.

The potential for deterioration of Pembina's reputation exists in many business decisions, which may negatively impact Pembina's business and the value of its securities. Reputational risk cannot be managed in isolation from other forms of risk. Credit, market, operational, insurance, liquidity, environmental, regulatory and legal, and technology risks, among others, must all be managed effectively to safeguard Pembina's reputation. Pembina's reputation could also be impacted by the actions and activities of other companies operating in the energy industry, particularly other energy infrastructure providers, over which Pembina has no control. In particular, Pembina's reputation could be impacted by negative publicity related to pipeline incidents, expansion plans or new projects or due to opposition from civilians or organizations opposed to energy, oil sands and pipeline development and, particularly, with transportation of production from oil sands producing regions. Further, Pembina's reputation could be negatively impacted by changing public attitudes towards climate change and the perceived causes thereof, over which the Company has no control. Negative impacts resulting from a compromised reputation, whether caused by Pembina's actions or otherwise, could include revenue loss, reduction in customer base, delays in obtaining regulatory approvals with respect to growth projects, reduced access to capital or decreased value of Pembina's securities and reduced insurance capacity and coverage.

Environmental Costs and Liabilities

Pembina's operations, facilities and petroleum product shipments are subject to extensive national, regional and local environmental, health and safety laws and regulations governing, among other things, discharges to air, land and water, the handling and storage of petroleum products and hazardous materials, waste disposal, the protection of employee health, safety and the environment, and the investigation and remediation of contamination. Pembina's facilities may experience incidents, malfunctions or other unplanned events that may result in spills or emissions and/or result in personal injury, fines, penalties, other sanctions or property damage. Pembina may also incur liability for environmental contamination associated with past and present activities and properties.

Pembina's pipelines and facilities must maintain a number of environmental and other permits from various governmental authorities in order to operate, and Pembina's facilities are subject to inspection and audit from time to time. Failure to maintain compliance with regulatory and permit requirements could result in operational interruptions, fines or penalties, or the need to install additional pollution control technology. Licenses and permits must be renewed from time to time and there is no guarantee that a license or permit will be renewed on the same or similar conditions as it was initially granted. There can be no assurance that Pembina will be able to obtain all licenses, permits, registrations, approvals and authorizations that may be required to conduct operations that it may wish to undertake. Further, if at any time regulatory authorities deem any of Pembina's pipelines or facilities unsafe or not in compliance with applicable laws, they may order such facilities to be shut down. Certain significant environmental legislative initiatives that may materially impact Pembina's business and financial results and conditions are outlined below.

On June 29, 2021, the federal government enacted the Canadian Net-Zero Emissions Accountability Act ("**Net-Zero Act**"), which legislated a federal commitment to achieve net-zero GHG emissions by 2050 and a nearer-term target of the federal government's Nationally Determined Contribution under the Paris Climate Agreement, which currently is a 40 to 50 percent GHG emissions reduction by 2030. The upstream crude oil and natural gas industry is expected to contribute a significant amount of the reduction needed to achieve these goals. On March 29, 2022, the federal government released the first plan under the Net-Zero Act, the "2030 Emissions Reduction Plan". The federal government's net-zero strategy includes a number of specific measures described below, but is also expected to affect the decision-making of all federal government bodies, including federal regulators, consistent with, for instance, the application of the SACC to projects subject to the IAA, as described above; however, given the Supreme Court of Canada's recent holding that the IAA was substantially unconstitutional, the implementation of many of these measures is expected to be subject to challenge.

The federal government has mandated a pan-Canadian carbon price pursuant to the GGPPA. The carbon price is \$65 per tonne in 2023, rising by \$15 per tonne per year until 2030 to a then price of \$170 per tonne. The GGPPA establishes a set of minimum national standards for carbon pricing in Canada, which standards apply to provinces that otherwise fail to impose adequate provincial carbon pricing measures. A revised minimum national benchmark released in August 2021 under the GGPPA increased the stringency of the pan-Canadian carbon price and the 2030 Emissions Reduction Plan stated the federal government will explore ways to maintain the carbon price against future legislative changes. In 2021, a majority of the Supreme Court of Canada confirmed that the carbon pricing regime established under the GGPPA is constitutional. The increasing carbon price and any potential future amendments to the GGPPA may impose additional costs on the operations of Pembina and Pembina's customers.

The federal Regulations Respecting Reduction in the Release of Methane and Certain Volatile Organic Compounds (Upstream Oil and Gas Sector) ("**Federal Methane Regulations**"), which require reduction of fugitive and vented gas emissions from the upstream oil and gas sector, came into force on January 1, 2020. The federal government published a discussion paper in March 2022 and confirmed that the stringency of the Federal Methane Regulations will increase in order to achieve a reduction of oil and gas methane emissions by at least 75 percent below 2012 levels by 2030. Draft amendments to implement this commitment were released on December 16, 2023, with a consultation period ending on February 14, 2024 ("**Amended Federal Methane Regulations**"). The Amended Federal Methane Regulations would begin to take effect in 2027 and apply across the sector by 2030. The Amended Federal Methane Regulations may impose additional costs on the operations of Pembina and Pembina's customers.

2023 will be the first compliance period for the federal Clean Fuel Regulations, which requires all producers and importers of gasoline and diesel in Canada to reduce or offset the carbon intensity of the fuels they produce or import. The Clean Fuel Regulations are intended to facilitate a decrease in the carbon intensity of gasoline and diesel used in Canada by approximately 15 percent below 2016 levels by 2030. The potential costs and benefits of the Clean Fuel Regulations to Pembina and its customers are continuing to be assessed.

In the 2030 Emissions Reduction Plan and a discussion paper which followed, the federal government has proposed to cap and reduce oil and gas sector GHG emissions in order to achieve an overall reduction of GHG emissions from the sector of 42 percent below 2019 levels by 2030. The details of this cap and reduction strategy are still in development, with the Regulatory Framework for an Oil and Gas Sector Greenhouse Gas Emissions Cap released on December 7, 2023, with a comment period ending on February 5, 2024. Draft regulations are expected to be published in mid-2024 and now contemplate requiring an overall reduction of GHG emissions from the sector of 35 to 38 percent below 2019 levels by 2030, including offsets and credit payments. Pembina continues to actively monitor these developments.

Alberta currently satisfies federal requirements with respect to output-based carbon pricing for large emitters but has been and continues to be subject to the federal fuel charge pursuant to the GGPPA, beginning as of January 1, 2020.

The Technology Innovation and Emissions Reduction Regulation ("**TIER**") is Alberta's output-based carbon pricing regime for large emitters. The TIER facilitates emissions reductions relative to facilities that emitted 100,000 tonnes of GHGs or more in 2016 or any subsequent year. The TIER also allows facilities emitting less than 100,000 tonnes of GHGs but more than 2,000 tonnes of GHGs to opt-in and apply to be regulated as an aggregate facility. Facilities which are subject to the TIER are exempt from the federal output-based carbon price included in the GGPPA as the regimes are currently deemed equivalent. This equivalence may be re-evaluated as the federal government increases the stringency of the benchmark under the GGPPA, but the TIER has, to date, kept pace with that benchmark, including through a December 2022 ministerial order confirming that the TIER carbon price will align with the GGPPA carbon price between 2023 and 2030. Amendments to the TIER came into force on January 1, 2023 and include, among other things, the addition of emissions associated with flaring to the regulated emissions of aggregate oil and gas facilities and the annual tightening of emission reduction benchmarks. As of December 31, 2022, Pembina had ten processing facilities, along with three aggregate facilities (as a result of the opt-in option) subject to the TIER. At present, the operational and financial impacts of TIER are minimal and are anticipated to not change substantially over the next few years, subject to any significant increase in carbon price that may be imposed on Alberta pursuant to the GGPPA, the Net-Zero Act or resulting policies. As more facilities expand and increase production, it is anticipated that additional facilities will become subject to the TIER. The potential costs and benefits to Pembina of those facilities under the TIER are continuing to be assessed.

By an equivalency agreement with the federal government, which came into force October 26, 2020, the Federal Methane Regulations do not currently apply in Alberta. The application of the Federal Methane Regulations in Alberta or the stringency of Alberta regulations may change due to the Amended Federal Methane Regulations. The Methane Emission Reduction Regulation came into force in Alberta on January 1, 2020, and, along with certain AER Directives, imposes largely the same constraints as the Federal Methane Regulations. The Federal Methane Regulations apply in Ontario and Manitoba but not currently, by equivalency agreements similar to that in effect in Alberta, in British Columbia or Saskatchewan, with the same potential changes which may be occasioned by the Amended Federal Methane Regulations as in Alberta.

The Government of Alberta, in its climate change legislation and guidelines, has legislated an overall cap on oil sands GHG emissions. The legislated emissions cap on oil sands operations has been set to a maximum of 100 megatonnes in any year. Oil sands operations emitted approximately 85 megatonnes per year as of 2021. This legislated cap may limit oil sands production growth in the future, and its interaction with the proposed federal oil and gas sector emissions cap is unknown at this time.

Pembina is subject to regulation by the AER under the AER's liability management framework, including the Licensee Management Program, the Inventory Reduction Program, the Licensee Liability Rating Program and the Large Facility Liability Management Program. As of December 1, 2021, Directive 088 came into force and will replace the AER's current Licensee Liability Rating Program over time. Directive 088 institutes a wholistic assessment regime with several different regulatory tools not limited to the current use of security deposits. This wholistic regime currently applies to license transfers and has implemented the Inventory Reduction Program. Under the Inventory Reduction Program, which became effective on January 1, 2022, all licensees that have liability associated with inactive infrastructure are required to spend a specified amount each year on reclamation activities, or post equivalent security with the AER.

Pembina is subject to regulation by the BCER under the Permittee Capability Assessment program, which became effective on April 1, 2022. The Permittee Capability Assessment program is aligned with the intent of the AER's Directive 088 to assess licensees wholistically. It assesses the overall risk of the licensee by examining both financial health measures and deemed liabilities. Licensees are then required to provide security deposits or reduce their deemed liabilities such that their assessed risk under the Permittee Capability Assessment program is reduced to zero in a given year. Failure to do so may restrict the licensee's ability to transfer licenses or result in enforcement action by the BCER. Pursuant to the *Energy Statutes Amendment Act, 2022* (British Columbia), as proclaimed into force throughout 2023 and effective September 1, 2023, the BCER has broadened authority to impose liability for cleanup, restoration and management of oil and gas infrastructure sites on directors or officers of a current or former permittee, or on a "responsible person," which is broadly defined to include those holding a legal or beneficial interest in petroleum or natural gas rights, production or profits associated with the oil and gas activity at issue, among others.

Policy reviews relating to climate change, liability management and other environmental issues are ongoing in the jurisdictions in which Pembina operates. Through active participation with industry associations and direct engagement with regulatory bodies, Pembina will continue to monitor and assess for material impacts to Pembina's business as regulations and policies continue to be developed.

While Pembina believes its current operations are in material compliance with applicable environmental, health and safety laws, there can be no assurance that substantial costs or liabilities will not be incurred as a result of non-compliance with such laws. Moreover, it is possible that other developments, such as changes in environmental, health and safety laws, regulations and enforcement policies thereunder, including with respect to climate change, claims for damages to persons or property resulting from Pembina's operations, and the discovery of pre-existing environmental liabilities in relation to Pembina's existing or future properties or operations, could result in significant costs and liabilities to Pembina. If Pembina is not able to recover the resulting costs or increased costs through insurance or increased tolls, cash flow available to pay dividends to Shareholders and to service obligations under Pembina's debt securities and Pembina's other debt obligations could be adversely affected.

Changes in environmental, health and safety regulations and legislation, including with respect to climate change, may also impact Pembina's customers and could result in crude oil and natural gas development and production becoming uneconomical, which would impact throughput and revenue on Pembina's systems and in its facilities.

See "*Risk Inherent in Pembina's Business – Reserve Replacement, Throughput and Product Demand*" above.

While Pembina maintains insurance for damage caused by seepage or pollution from its pipelines or facilities in an amount it considers prudent and in accordance with industry standards, certain provisions of such insurance may limit the availability thereof in respect of certain occurrences unless they are discovered within fixed time periods, which typically range from 72 hours to 30 days. Although Pembina believes it has adequate pipeline monitoring systems in place to monitor for a significant spill of product, if Pembina is unaware of a problem or is unable to locate the problem within the relevant time period, insurance coverage may lapse and may not be available.

Abandonment Costs

Pembina is responsible for compliance with all applicable laws and regulations regarding the dismantling, decommissioning, environmental, reclamation and remediation activities associated with abandonment of its pipeline systems and other assets at the end of their economic life, and these abandonment costs may be significant. An accounting provision is made for the estimated cost of site restoration and such cost is either capitalized in the relevant asset category or applied directly to profit and loss. A provision is recognized if, as a result of a past event, Pembina has a present legal or constructive obligation that can be reliably estimated, and it is probable that an outflow of economic benefits will be required to settle the obligation. Pembina's estimates of the costs of such abandonment or decommissioning could be materially different than the actual costs incurred. For more information with respect to Pembina's estimated net present value of decommissioning obligations, see Note 14 to Pembina's Financial Statements, which note is incorporated by reference herein.

The proceeds from the disposition of certain assets, including in respect of certain pipeline systems and line fill, may be available to offset abandonment costs. Pembina may, in the future, determine it prudent or be required by applicable laws or regulations to establish and fund additional reclamation funds to provide for payment of future abandonment costs. Such reserves could decrease cash flow available to pay for dividends to Shareholders and to service obligations under Pembina's debt securities and Pembina's other debt obligations.

To the best of its knowledge, Pembina has complied in all material respects with CER requirements relative to its wholly-owned CER-regulated pipelines for abandonment funding and has completed the compliance-based filings that are required under the applicable CER rules and regulations regarding the abandonment of its pipeline systems and assets. Pembina also has ownership in CER-regulated pipelines including in respect of the Alliance Pipeline, the Tupper pipelines and the Kerrobert pipeline, which are operated by or with its joint venture partners. Pembina and the joint venture partner in each case are responsible for the abandonment funding and the submission of the CER-compliance based filings for those CER-regulated pipelines. In December 2021, the CER began a review of abandonment funding calculations and obligations which is expected to continue into 2024. This review may alter the abandonment obligations imposed by the CER, with the potential risks discussed above. Pembina is actively participating in this review and will continue to complete the annual reporting as required by the CER and meet the funding obligations imposed by the CER.

Operating and Capital Costs

The operating and capital costs of Pembina's assets may vary considerably from current and forecasted values and rates and represent significant components of the cost of providing service. In general, as equipment ages, costs associated with such equipment may increase over time. In addition, operating and capital costs may increase as a result of a number of factors beyond Pembina's control, including general economic, business and market conditions and supply, demand and/or inflation

in respect of required goods and/or services. Dividends may be reduced if significant increases in operating or capital costs are incurred and this may also impact the ability of Pembina to service obligations under its debt securities and other debt obligations.

Although certain operating costs are recaptured through the tolls charged on natural gas volumes processed and crude oil and NGL transported, respectively, to the extent such tolls escalate, producers may seek lower cost alternatives or stop production of their crude oil and/or natural gas.

Hedging Activities

The Company utilizes financial derivative instruments as part of its overall risk management strategy to assist in managing the exposure to commodity price, interest rate, cost of power and foreign exchange risks. As an example of commodity price mitigation, the Company actively fixes a portion of its exposure to fractionation margins through the use of derivative financial instruments. Additionally, Pembina's Marketing business is also exposed to variability in quality, time and location differentials for various products, and financial instruments may be used to offset the Company's exposures to these differentials. However, these hedging arrangements may expose the Company to risk of financial loss in certain circumstances and there is no guarantee that such hedging arrangements and other efforts to manage market and inventory risks will generate profits or mitigate all of the market and inventory risk associated with Pembina's business. Further, certain hedging arrangements may limit the benefit the Company would otherwise receive from increases in commodity price, decreases in interest rates and changes in foreign exchange rates, and may expose Pembina to credit risks associated with counterparties with whom the Company has contracts. The Company does not trade financial instruments for speculative purposes. Commodity price fluctuations and volatility can also impact producer activity and throughput in Pembina's infrastructure, which is discussed in more detail below.

For more information with respect to Pembina's financial instruments and financial risk management program, see Note 23 to Pembina's Financial Statements, which note is incorporated by reference herein.

Risks Relating to NGL by Rail

Pembina's operations include rail loading, offloading and terminalling facilities. Pembina relies on railroads and trucks to distribute its products for customers and to transport raw materials to its processing facilities. Costs for environmental damage, damage to property and/or personal injury in the event of a railway incident involving hydrocarbons have the potential to be significant. At this time, the *Railway Safety Act* (Canada), which governs the operation of railway equipment, does not contemplate regulatory enforcement proceedings against shippers, but consignors and shippers may be subject to regulatory proceedings under the *Transportation of Dangerous Goods Act* (Canada), which specifies, among other things, the obligations of shippers to identify and classify dangerous goods, select appropriate equipment and prepare shipping documentation. While the *Canada Transportation Act* was amended in 2015 to preclude railway companies from shifting liability for third-party claims to shippers by tariff publication alone, major Canadian railways have adopted standard contract provisions designed to implement such a shift. Under various environmental statutes in both Canada and the U.S., Pembina could be held responsible for environmental damage caused by hydrocarbons loaded at its facilities or being carried on its leased rail cars. Pembina partially mitigates this risk by securing insurance coverage, but such insurance coverage may not be adequate in the event of an incident.

Railway incidents in Canada and the U.S. have prompted regulatory bodies to initiate reviews of transportation rules and publish various directives. Regulators in Canada and the U.S. have begun to phase-in more stringent engineering standards for tank cars used to move hydrocarbon products, which require all North American tank cars carrying crude oil or ethanol to be retrofitted and all tank cars carrying flammable liquids to be compliant in accordance with the required regulatory timelines. In addition, in 2020, the Government of Canada directed industry to review and update the rules regarding the transportation of crude oil and liquefied petroleum gas. While most legislative and regulatory changes apply directly to railway companies, costs associated with retrofitting locomotives and rail cars, implementing safety systems, increased inspection and reporting requirements may be indirectly passed on to Pembina through increased freight rates and car leasing costs. In addition, regulators in Canada and the U.S. have implemented changes that impose obligations directly on consignors and shippers, such as Pembina, relating to the certification of product, equipment procedures and emergency response procedures.

In the event that Pembina is ultimately held liable for any damages resulting from its activities relating to transporting NGL by rail, for which insurance is not available, or increased costs or obligations are imposed on Pembina as a result of new regulations, this could have an impact on Pembina's business, operations and prospects and could impact earnings and cash flow available to pay dividends and to service obligations under Pembina's debt securities and other debt obligations.

Risks Related to Diluent Usage in the Oil Sands

Oil sands production continues to rely on diluent (primarily condensate) blending to enable transportation of bitumen to markets via pipeline or rail. A shortage, or increase in the price, of diluent may cause oil sands producers' transportation costs to increase, which may result in less demand for the Company's services and have a negative impact on Pembina's financial performance and cash flows. Further, oil sands producers continue to invest in and evaluate technologies and methodologies to reduce the volume of diluent required for product transport. Constraints of diluent supply in the market or increases in diluent costs may accelerate such producers' investments in diluent replacement technologies. A material reduction in diluent demand from oil sands producers, whether as a result of decreased supply, or increased prices, of diluent or due to the successful implementation of diluent reduction technologies, could reduce volumes shipped on Pembina's pipeline assets and reduce demand for capacity at certain of Pembina's facilities particularly for fractionation services, which could, in either case, have a negative impact on Pembina's financial performance and cash flows.

Risk Factors Relating to the Securities of Pembina

Dilution of Shareholders

Pembina is authorized to issue, among other classes of shares, an unlimited number of Common Shares for consideration on terms and conditions as established by the Board of Directors without the approval of Shareholders in certain instances. Existing Shareholders have no pre-emptive rights in connection with such further issuances. Any issuance of Common Shares may have a dilutive effect on existing Shareholders.

Risk Factors Relating to the Activities of Pembina and the Ownership of Securities

The following is a list of certain risk factors relating to the activities of Pembina and the ownership of its securities:

- the level of Pembina's indebtedness from time to time could impair Pembina's ability to obtain additional financing on a timely basis to take advantage of business opportunities that may arise, which may have an adverse effect on the value of Pembina's securities;
- the uncertainty of future dividend payments by Pembina and the level thereof, as Pembina's dividend practices and the funds available for the payment of dividends from time to time will be dependent upon, among other things, operating cash flow generated by Pembina and its subsidiaries, financial requirements for Pembina's operations, the execution of its growth strategy and the satisfaction of solvency tests imposed by the ABCA for the declaration and payment of dividends;
- Pembina may make future acquisitions or may enter into financings or other transactions involving the issuance of securities of Pembina which may be dilutive to the holders of Pembina's securities;
- the inability of Pembina to manage growth effectively, and realize the anticipated growth opportunities from acquisitions and new projects, could have an adverse impact on Pembina's business, operations and prospects, which may also have an adverse effect on the value of Pembina's securities; and
- the market value of the Common Shares may deteriorate materially if Pembina is unable to maintain its cash dividend practices or make cash dividends in the future.

Market Value of Common Shares and Other Securities

Pembina cannot predict at what price the Common Shares, Class A Preferred Shares or other securities issued by Pembina will trade in the future. Common Shares, Class A Preferred Shares and other securities of Pembina will not necessarily trade at values determined solely by reference to the underlying value of Pembina's assets. One of the factors that may influence the market price of the Common Shares and the Class A Preferred Shares is the annual dividend yield of such securities. An increase in interest rates may lead holders and/or purchasers of Common Shares or Class A Preferred Shares to demand a higher annual dividend yield, which could adversely affect the market price of the Common Shares or Class A Preferred Shares. In addition, the market price for Common Shares, Class A Preferred Shares and other securities of Pembina may be affected by announcements of new developments, changes in Pembina's operating results, failure to meet analysts' expectations, changes in credit ratings, changes in general market conditions, fluctuations in the market for equity or debt securities and other factors beyond the control of Pembina. There can be no assurance that the market price of the Common

Shares, Class A Preferred Shares and other securities of Pembina will not experience significant fluctuations in the future, including fluctuations that are unrelated to Pembina's performance. For these reasons, investors should not rely on past trends in the price of Common Shares, Class A Preferred Shares or other securities issued by Pembina to predict the future price of Common Shares or Class A Preferred Shares or Pembina's financial results.

Accordingly, holders are encouraged to obtain independent legal, tax and investment advice with respect to the holding of Common Shares or Class A Preferred Shares and other securities issued by Pembina.

General Risk Factors

Health and Safety

The operation of Pembina's business is subject to hazards of gathering, processing, transporting, fractionating, storing and marketing hydrocarbon products. Such hazards include, but are not limited to: blowouts; fires; explosions; gaseous leaks, including sour gas; migration of harmful substances; oil spills; corrosion; and acts of vandalism and terrorism. These hazards may interrupt operations, impact Pembina's reputation, cause loss of life or personal injury to the Company's workers or contractors, result in loss of or damage to equipment, property, information technology systems, related data and control systems or cause environmental damage that may include polluting water, land or air. Further, several of the Company's pipeline systems and related assets are operated in close proximity to populated areas and a major incident could result in injury or loss of life to members of the public. A public safety incident could also result in reputational damage to the Company, material repair costs or increased costs of operating and insuring Pembina's assets.

Cyber Security

Pembina's infrastructure, technologies and data are becoming increasingly integrated. Such integration creates a risk that the failure of one system, including due to factors such as telecommunication failures, cyber-terrorism, security breaches and intentional or inadvertent user misuse or error, could lead to failure of other systems which may also have an impact on the Company's physical assets and its ability to safely operate such assets. Furthermore, Pembina and its third-party vendors collect and store sensitive data in the ordinary course of business, including personal identification information of employees as well as proprietary business information and that of the Company's customers, suppliers, investors and other stakeholders. Notable cybersecurity threats include unauthorized access to information technology systems due to hacking, viruses, cyber phishing attacks and other causes that can result in service disruptions, system failures and unauthorized access to confidential business information. Due to Pembina's high level of integration, such an attack on the information technology systems of one segment or asset of Pembina could have a material adverse effect on the broader business, operations or financial results of the Company.

A breach in the security or failure of Pembina's information technology could result in operational outages, delays, damage to assets or the environment, reputational harm, lost profits, lost data and other adverse outcomes for which Pembina could be held liable, all of which could adversely affect Pembina's reputation, business, operations or financial results. As a result of a cyber-attack or security breach, Pembina could also be liable under laws that protect the privacy of personal information or subject to regulatory penalties.

As a result of the critical nature of energy infrastructure and Pembina's use of information systems and other digital technologies to control its assets, Pembina faces an increased risk of cyber-attacks. Cyber threat actors have attacked and threatened to attack energy infrastructure, and various government agencies have increasingly stressed that these attacks are targeting critical infrastructure, and are increasing in sophistication, magnitude, and frequency. New cybersecurity legislation, regulations and orders have been recently implemented or proposed resulting in additional actual and anticipated regulatory oversight and compliance requirements, which is expected to require significant internal and external resources. Pembina cannot predict the potential impact to its business of potential future legislation, regulations or orders relating to cybersecurity.

Furthermore, media reports about a cyber-attack or other significant security incident affecting the Company, whether accurate or not, or, under certain circumstances, Pembina's failure to make adequate or timely disclosures to the public, law enforcement, other regulatory agencies or affected individuals following any such event, whether due to delayed discovery or otherwise, could negatively impact its operating results and result in other negative consequences, including damage to Pembina's reputation or competitiveness, harm to its relationships with customers, partners, suppliers and other third parties, interruption to its management, remediation or increased protection costs, significant litigation or regulatory action, fines or penalties, all of which could materially adversely affect the Company's business, operations, reputation or financial results.

Additional Financing and Capital Resources

The timing and amount of Pembina's capital expenditures and contributions to equity accounted investees, and the ability of Pembina to repay or refinance existing debt as it becomes due, directly affects the amount of cash available for Pembina to pay dividends. Future acquisitions, expansions of Pembina's assets, other capital expenditures and the repayment or refinancing of existing debt as it becomes due may be financed from sources such as cash generated from operations, the issuance of additional Common Shares, Class A Preferred Shares or other securities (including debt securities) of Pembina and borrowings. Dividends may be reduced, or even eliminated, at times when significant capital or other expenditures are made. There can be no assurance that sufficient capital will be available on terms acceptable to Pembina, or at all, to make additional investments, fund future expansions or make other required capital expenditures. During periods of weakness in the global economy, and, in particular, the commodity-related industry sectors, Pembina may experience restricted access to capital and increased borrowing costs. The ability of Pembina to raise capital depends on, among other factors, the overall state of capital markets, Pembina's credit rating, investor demand for investments in the energy industry and demand for Pembina's securities. To the extent that external sources of capital, including the proceeds from the issuance of additional Common Shares, Class A Preferred Shares or other securities or the availability of additional credit facilities, become limited or unavailable on acceptable terms, or at all, due to credit market conditions or otherwise, Pembina's ability to make the necessary capital investments to maintain or expand its operations, to repay outstanding debt or to invest in assets, as the case may be, may be impaired. To the extent Pembina is required to use operating cash flow to finance capital expenditures or acquisitions or to repay existing debt as it becomes due, the level of dividends payable may be reduced.

Counterparty Credit Risk

Counterparty credit risk represents the financial loss Pembina may experience if a counterparty to a financial instrument or commercial agreement fails to meet its contractual obligations to Pembina in accordance with the terms and conditions of such instruments or agreements with Pembina. Counterparty credit risk arises primarily from Pembina's short-term investments, trade and other receivables, advances to related parties and from counterparties to its derivative financial instruments.

Pembina continues to closely monitor and reassess the creditworthiness of its counterparties, including financial institutions. Pembina may reduce or mitigate its exposure to certain counterparties where it is deemed warranted and permitted under contractual terms. Pembina manages counterparty credit risk through established credit management techniques, including conducting comprehensive financial and other assessments on all high exposure new counterparties. Pembina utilizes various sources of financial, credit and business information in assessing the creditworthiness of a counterparty, including external credit ratings, where available, and, in other cases, detailed financial statement analysis in order to generate an internal credit rating based on quantitative and qualitative factors. The establishment of counterparty exposure limits is governed by a Board-designated counterparty exposure limit matrix which represents the maximum dollar amounts of counterparty exposure by debt rating that can be approved for a particular counterparty. While Pembina takes active steps to monitor and manage its counterparty credit risk, its credit procedures and policies cannot completely eliminate counterparty credit risk and Pembina cannot predict to what extent Pembina's business would be impacted by deteriorating conditions in the economy, including possible declines in the creditworthiness of its customers, vendors or counterparties. Further, it is possible that payment or performance defaults from these parties, if significant, could adversely affect Pembina's earnings, cash flows and financial results.

Financial assurances from counterparties may include guarantees, letters of credit and cash. As at December 31, 2023, letters of credit totaling approximately \$124 million (December 31, 2022: \$168 million) were held primarily in respect of customer trade receivables.

Pembina has typically collected its receivables in full. At December 31, 2023, approximately 98 percent (December 31, 2022: 98 percent) of receivables were current. Pembina has a general lien and a continuing and first priority security interest in, and a secured charge on, all of a shipper's petroleum products in its custody. The risk of non-collection is considered to be low and no material impairment of trade and other receivables has been made as of the date hereof.

Pembina monitors and manages its concentration of counterparty credit risk on an ongoing basis. Pembina also evaluates counterparty risk from the perspective of future exposure with existing or new counterparties that support future capital expansion projects. Pembina believes these measures are prudent and allow for effective management of its counterparty credit risk but there is no certainty that they will protect Pembina against all material losses. As part of its ongoing operations, Pembina must balance its market and counterparty credit risks when making business decisions.

Debt Service

As at December 31, 2023, Pembina had exposure to floating interest rates on approximately \$747 million (2022: \$433 million) in debt. Pembina has entered into certain derivative financial instruments to manage the Company's exposure to floating interest rates.

Pembina and its subsidiaries are permitted to borrow funds to finance the purchase of pipelines and other energy infrastructure assets, to fund capital expenditures or other financial obligations or expenditures in respect of such assets and for working capital purposes. Amounts paid in respect of interest and principal on debt incurred in respect of those assets reduce the amount of cash flow available for dividends on Common Shares. Pembina is also required to meet certain financial covenants under the credit facilities and is subject to customary restrictions on its operations and activities, including restrictions on the granting of security, incurring indebtedness and the sale of its assets. In addition, the borrowing costs under the SLL Credit Facility are based on Pembina's performance relative to a GHG emissions intensity reduction performance target. To the extent that Pembina is unable to meet that GHG emissions intensity reduction performance target, or the annual intermediate GHG emissions intensity reduction targets, Pembina's borrowing costs under the SLL Credit Facility will increase, which may adversely affect Pembina's financial position.

The lenders under Pembina's credit facilities have been provided with guarantees and subordination agreements. If Pembina becomes unable to pay its debt service charges or otherwise commits an event of default, payments to the lenders under its credit facilities will rank in priority to dividends.

Although Pembina believes its existing credit facilities are sufficient for its immediate liquidity requirements, there can be no assurance that the amount available thereunder will be adequate for the future financial obligations of Pembina or that additional funds will be able to be obtained on terms acceptable to Pembina, or at all.

Credit Ratings

Rating agencies regularly evaluate Pembina and base their ratings of Pembina's long-term and short-term debt and Class A Preferred Shares on a number of factors. These factors include Pembina's financial strength as well as factors not entirely within Pembina's control, including conditions affecting the industry in which Pembina operates generally and the wider state of the economy. A credit rating downgrade could also limit Pembina's access to debt and preferred share markets.

Pembina's borrowing costs and ability to raise funds are also directly impacted by its credit ratings. Credit ratings may also be important to suppliers or counterparties when they seek to engage in certain transactions with Pembina. A credit rating downgrade may impair Pembina's ability to enter into arrangements with suppliers or counterparties, engage in certain transactions, limit Pembina's access to private and public credit markets or increase the costs of borrowing under its existing credit facilities. There can be no assurance that one or more of Pembina's credit ratings will not be downgraded.

Reliance on Management, Key Individuals and a Skilled Workforce

Pembina is dependent on senior management and directors of the Company in respect of the governance, administration and management of all matters relating to Pembina and its operations and administration. The loss of the services of key individuals could have a detrimental effect on Pembina and the Company might not be able to find replacements on a timely basis or with the same level of skill and experience. In addition, Pembina's operations require the retention and recruitment of a skilled workforce, including engineers, technical personnel and other professionals. Pembina competes with other companies in the energy industry for this skilled workforce. If the Company is unable to retain current employees and/or recruit new employees of comparable skill, knowledge and experience, Pembina's business and operations could be negatively impacted. The costs associated with retaining and recruiting key individuals and a skilled workforce could adversely affect Pembina's business opportunities and financial results and there is no assurance that Pembina will continue to attract and retain all personnel necessary for the development and operation of its business.

Indigenous Land Claims and Consultation Obligations

Indigenous people have claimed title and rights to a considerable portion of the lands in western Canada. The successful assertion of Indigenous title or other Indigenous rights claims may have an adverse effect on western Canadian crude oil and natural gas production or oil sands development and may result in reduced demand for Pembina's assets and infrastructure that service those areas, which could have a material adverse effect on Pembina's business and operations.

In Canada, the federal and provincial governments (the "**Crown**") have a duty to consult and, when appropriate, accommodate Indigenous peoples when the interests of the Indigenous peoples may be affected by a Crown action or decision. Crown actions include the decision to issue a regulatory approval relating to activities that may impact Indigenous rights, interests or lands. The Crown may rely on steps undertaken by a regulatory agency to fulfill its duty to consult and accommodate in whole or in part. Therefore, the processes established by regulatory bodies, such as the AER, the BCER, the BCEAO and the CER, often include an assessment of Indigenous rights claims and consultation obligations. While the Crown holds ultimate responsibility for ensuring consultation is adequate, this issue is often a major aspect of regulatory permitting processes. If a regulatory body, or the Crown itself, determines that the duty to consult has not been appropriately discharged relative to the issuance of regulatory approvals required by Pembina, the issuance of such approvals may be delayed or denied, thereby impacting Pembina's Canadian operations.

As described in "*Regulation and Legislation*" above, the CER Act, IAA, and associated amendments to the *Fisheries Act* (Canada) and the *Canadian Navigable Waters Act* (Canada) replaced previously applicable regimes in 2019. A number of the federal regulatory process amendments pertained to the participation of Indigenous groups and the protection of Indigenous and treaty rights. The now-current legislation generally codifies existing law and practice with respect to these matters. For example, decision makers are now expressly required to consider the effects (positive or negative) of a proposed project on constitutionally-protected Indigenous rights, as well as Indigenous peoples themselves, and ensure that consultation is undertaken during the planning phase of impact assessment processes. The legislation also creates a larger role for Indigenous governing bodies in the impact assessment process (enabling the delegation of certain aspects of the impact assessment process to such groups) and requires decision makers to consider Indigenous traditional knowledge in certain cases. It is currently unclear how the Supreme Court of Canada's recent holding that the IAA was substantially unconstitutional will affect the federal consideration of Indigenous issues under these regimes.

The federal government is advancing recognition of Indigenous rights across Canada. As part of these efforts, the federal government enacted the *United Nations Declaration on the Rights of Indigenous Peoples Act* ("**UNDRIP**") on June 21, 2021. The purpose of the legislation is to affirm the application of the UNDRIP in Canadian law, but the practical effects of the legislation are yet to be determined as it only requires the government to prepare and implement an action plan for this application, and annually report on its progress. Structurally similar legislation was enacted by British Columbia in 2019; the *Declaration on the Rights of Indigenous Peoples Act* ("**DRIPA**"). Courts have not, to date, found that these laws create new substantive rights which might impact the resource development activities of Pembina or its customers.

The DRIPA is just one piece of the Government of British Columbia's strategy to include greater First Nation involvement in regulatory decision-making. The recognition of Indigenous rights is also facilitated by the renewed British Columbia *Environmental Assessment Act* (the "**EA Act**") that came into force in late 2019. The EA Act is designed as a "consent-based" environmental assessment model and is intended to support reconciliation with Indigenous peoples and the implementation of the UNDRIP. The legislation requires the BCEAO to seek participating Indigenous groups' consent with respect to, among other things, the decision to issue an environmental assessment certificate to a given project. While the EA Act does not strictly require consent in most cases, the legislation creates significant participation opportunities for Indigenous groups during environmental assessments. Furthermore, the Government of British Columbia is beginning to explore bilateral "Consent Decision-Making Agreements" under the DRIPA which require First Nation consent for certain resource development projects, with one such agreement announced on June 6, 2022. These developments may increase the time required to obtain regulatory approvals or the risk of such approvals and thereby impact Pembina's operations in British Columbia.

Pembina continues to actively monitor the development of the regulations required to facilitate the implementation of the UNDRIP Act, DRIPA, EA Act and the impact that other federal and provincial government initiatives on Indigenous rights may have on its business.

In addition, Pembina is monitoring the impact of the recent judgments of the Supreme Court of British Columbia with respect to First Nation claims as well as similar developments in Alberta, including the judgment in favour of the Blueberry River First Nation ("**BRFN**") against British Columbia relating to the cumulative impact of industrial development within the BRFN treaty area, the judgment in favour of Saik'uz First Nation and Stellat'en First Nation in nuisance against the Crown and private company Rio Tinto Alcan Inc., and the judgment in favour of the Gitxaala Nation and Ehattesaht First Nation requiring consultation prior to staking mineral claims. The judgments have contributed and may further contribute to the acceleration of the Government of British Columbia's imposition of additional requirements to obtain regulatory approvals for developing pipelines or associated facilities, and in some instances restrictions on those approvals, and could cause delays, suspensions, or deferrals in the development of such facilities. They may also impact the current and future activities of producers operating in British Columbia and cause them to decrease production, which could, in turn, reduce such producers' demand

for Pembina's existing pipeline capacity and processing assets, and may have an adverse effect on Pembina's business. On January 18, 2023, the Government of British Columbia and BRFN announced that they had reached the Blueberry River First Nations Implementation Agreement in response to the BRFN decision. The agreement creates a framework for how resource development may continue within the BRFN claim area, which includes, among other things, limiting new surface disturbances from oil and gas development in BRFN's claim area to 750 hectares per year while a long-term cumulative effects management regime is developed and implemented. The Government of British Columbia has also reached interim agreements with four other Treaty 8 First Nations which commit to a similar development of a revised approach to environmental assessment in their territories. Duncan's First Nation in Alberta has also filed a claim similar to that of BRFN regarding cumulative impacts in Northwestern Alberta. Pembina continues to actively monitor regulatory developments relating to Indigenous claims in British Columbia and Alberta; however, Pembina cannot predict future regulatory changes that may arise to address the Court's decisions in these or future cases and any such regulatory changes could impact the operations of Pembina and Pembina's customers.

Potential Conflicts of Interest

Shareholders and other securityholders of Pembina are dependent on senior management and the directors of Pembina for the governance, administration and management of Pembina. Certain directors and officers of Pembina may be directors or officers of entities in competition to Pembina or may be directors or officers of certain entities in which Pembina holds an equity investment in. As such, certain directors or officers of Pembina may encounter conflicts of interest in the administration of their duties with respect to Pembina. Pembina mitigates this risk by requiring directors and officers to disclose the existence of potential conflicts in accordance with Pembina's Code of Ethics Policy and in accordance with the ABCA.

Litigation

In the course of their business, Pembina and its various subsidiaries and affiliates may be subject to lawsuits and other claims, including with respect to Pembina's growth or expansion projects. In recent years, there has been an increase in climate and disclosure-related litigation against governments as well as companies involved in the energy industry and there is no assurance that Pembina will not be impacted by such litigation, or by other legal proceedings. Defence and settlement costs associated with such lawsuits and claims may be substantial, even with respect to lawsuits and claims that have no merit. Due to the inherent uncertainty of the litigation process, the resolution of any particular legal or other proceeding may have a material adverse effect on the financial position or operating results of Pembina.

Changes in Tax Legislation

Tax legislation that Pembina is subject to may be amended (or the interpretation of such legislation may change), retroactively or prospectively, resulting in tax consequences that materially differ from those contemplated by Pembina in the jurisdictions in which Pembina has operations, which may create a risk of non-compliance and re-assessment. While Pembina believes that its tax filing positions are appropriate and supportable, it is possible that governing tax authorities may: (i) amend tax legislation (or its interpretation of such legislation may change), or (ii) successfully challenge Pembina's interpretation of tax legislation, either of which could expose Pembina to additional tax liabilities and may affect Pembina's estimate of current and future income taxes and could have an adverse effect on the financial condition and prospects of Pembina and the distributable cash flow available to pay dividends and to service obligations under Pembina's debt securities and other debt obligations.

Foreign Exchange Risk

Pembina's cash flows, including a portion of its commodity-related cash flows, certain cash flows from U.S.-based infrastructure assets, and distributions from U.S.-based investments in equity accounted investees, are subject to currency risk, arising from the denomination of specific cash flows in U.S. dollars. Additionally, a portion of Pembina's capital expenditures, and contributions or loans to Pembina's U.S.-based investments in equity accounted investees, may be denominated in U.S. dollars. Pembina monitors, assesses and responds to these foreign currency risks using an active risk management program, which may include the exchange of foreign currency for domestic currency at a fixed rate.

Political Uncertainty

Political and social events and decisions made in Canada, the U.S. and elsewhere, including changes to federal, provincial, state or municipal governments in Canada and the U.S., may create future uncertainty on global financial and economic

markets. This uncertainty may impact the energy industry in Canada and may have an adverse effect on Pembina's business and financial results.

One such event was the August 3, 2023 announcement by the Alberta Minister of Affordability and Utilities that the AUC was directed to immediately pause the issuance of approvals for new renewable electricity projects under the *Generation Approvals Pause Regulation* (Alberta). The *Generation Approvals Pause Regulation* (Alberta) and related matters have created uncertainty with respect to the pace and requirements of future renewables development in Alberta, which could impact renewables projects Pembina currently has under development or those of its customers or partners, which might in turn impact, among other things, progress on greenhouse gas emissions reduction efforts. Pembina continues to evaluate the impact of any potential changes on its business and to monitor new developments.

Risks Relating to Breach of Confidentiality

Pembina regularly enters into confidentiality agreements with third parties prior to the disclosure of any confidential information when discussing potential business relationships or other transactions. Breaches of confidentiality could put Pembina at competitive risk and may cause significant damage to its business. There is no assurance that, in the event of a breach of confidentiality, Pembina will be able to obtain equitable remedies from a court of competent jurisdiction in a timely manner, if at all, in order to prevent or mitigate any damage to its business that such a breach of confidentiality may cause.

Concentration of Assets in the Western Canadian Sedimentary Basin

The majority of Pembina's assets are concentrated in the WCSB, which leaves the company exposed to the economic conditions of that area. Pembina mitigates this risk through a diversity of business activities within the area and by owning and operating assets in the U.S.

Impacts of Geopolitical Events

While Pembina's operations, based solely in North America, have not been directly impacted to date, global or international geopolitical events such as armed conflict and political instability, including the current conflicts between Ukraine and Russia and Israel and Palestine, and international responses thereto, may have potential wide-ranging consequences for global market volatility and economic conditions, including energy and commodity prices, which may, in turn, increase inflationary pressures and interest rates. The short-, medium- and long-term implications of any such geopolitical events, including potential direct and indirect impacts on Pembina which could have a material and adverse effect on Pembina's business, financial condition and results of operations, are difficult to predict with any certainty. Depending on their extent, duration, and severity, such geopolitical events may have the effect of heightening many of the other risks described herein, including, without limitation, the risks relating to Pembina's exposure to commodity prices; the successful completion of Pembina's growth and expansion projects, including the expected return on investment thereof; supply chains and Pembina's ability to obtain required equipment, materials or labour; cybersecurity risks; inflationary pressures; and restricted access to capital and increased borrowing costs as a result of increased interest rates.

Internal Controls

Effective internal controls are necessary for Pembina to provide reliable financial reports, manage its risk exposure and help prevent fraud. Although Pembina undertakes numerous procedures to help ensure the reliability of its financial reports, including those imposed by Canadian and U.S. securities laws, Pembina cannot be certain that such measures will ensure that it will maintain adequate control over financial processes and reporting. If Pembina or its independent auditors discover a material weakness, the disclosure of that fact, even if quickly remedied, could reduce the market's confidence in Pembina and its financial statements and negatively impact the trading price of the Common Shares or Class A Preferred Shares.

Risks Related to Climate Change

Risks Relating to Changing Investor Sentiment in the Oil and Gas Industry

A number of factors, including the concerns of the effects of the use of fossil fuels on climate change, concerns of the impact of oil and gas operations on the environment, concerns of environmental damage relating to spills of petroleum products during transportation and concerns of Indigenous rights, have affected certain investors' sentiments towards investing in the oil and gas industry. As a result of these concerns, some investors have announced that they are no longer willing to fund or invest in oil and gas properties or companies and/or are reducing the amount of such investments over time. Additionally,

companies across all sectors have been subjected to a heightened level of awareness and scrutiny from institutional, retail and public investors with respect to their ESG practices and, as such, issuers are increasingly being required to develop and implement more robust ESG policies and practices. Developing and implementing such policies and practices can involve significant costs and require a significant time commitment from the Board of Directors, management and employees. Failure to implement the policies and practices expected by investors may result in such investors reducing their investment in Pembina or not investing in Pembina at all. Any reduction in the investor base interested or willing to invest in the oil and gas industry and, more specifically, Pembina may result in limits on Pembina's ability to access capital, increases to the cost of capital, a downgrade in Pembina's credit ratings and outlooks, and a decrease in the price and liquidity of Pembina's securities even if Pembina's operating results, underlying asset values or prospects have not changed. Additionally, these factors, as well as other related factors, may cause a decrease in the value of an asset which may result in an impairment charge.

In June 2023, Pembina published its 2022 Sustainability Report which highlights certain of Pembina's ESG policies and practices, including, but not limited to, energy transition, GHG emissions reduction, employee well-being and culture, health and safety, responsible asset management and Indigenous and community engagement. However, certain investors of Pembina may not be satisfied with the degree and/or speed at which Pembina is implementing and bolstering its ESG policies and practices. If Pembina is unable to meet such investors' expectations, Pembina's business, as well as its reputation, could be adversely affected.

Energy Market Transition

Changing consumer preferences, new technologies, government regulation or other external factors may lead to an acceleration away from fossil-based sources of energy, including energy derived from crude oil and natural gas, to renewable and other alternative sources of energy. This may lead to lower global demand for crude oil and natural gas and related commodities and, in turn, may lead to lower prices for crude oil, natural gas and NGL and related commodities. This could negatively impact the Company's producing customers and lead to less demand for Pembina's services, which could negatively impact the revenue the Company receives from, and the value of, its pipelines, facilities and other infrastructure assets, the useful life of those assets and accelerate the timing of decommissioning.

In addition, Pembina may invest in opportunities related to an energy transition, which may involve investments in businesses, operations or assets relating to renewable or other alternative forms of energy. Such investments may involve certain risks and uncertainties in addition to those identified herein in respect of Pembina's existing businesses, operations and assets, including the obligation to comply with additional regulatory and other legal requirements associated with such businesses, operations or assets and the potential requirement for additional sources of capital to make, develop and/or maintain such investments and Pembina's ability to access such sources of capital. In the event Pembina were to complete such investments, there can be no guarantee that Pembina will realize a return on those investments or businesses, operations or assets that is similar to the returns it receives in respect of its existing business, operations and assets or that would offset any loss in revenue from, or the value of, the Company's existing pipeline, facilities and other infrastructure assets resulting from the impact of the potential energy transition. As a result, any such investment could reduce the level of cash available for dividends and to service obligations under Pembina's debt securities and other debt obligations and may also negatively impact the trading price of Pembina's securities.

Greenhouse Gas Emissions and Targets

Among other sustainability goals, Pembina has committed to reducing GHG emissions intensity of its operations by 30 percent by 2030 (based on a 2019 baseline year). The Company's ability to lower GHG emissions in respect of its 2030 emissions intensity reduction target is subject to numerous risks and uncertainties, and Pembina's actions taken to implement these objectives may also expose the Company to certain additional and/or heightened financial and operational risks. A reduction in GHG emissions intensity relies on, among other things, Pembina's ability to implement and improve energy efficiency at all facilities, future development and growth opportunities, development and deployment of new technologies, investment in lower-carbon power and transition to greater use of renewable and lower emission energy sources. In the event that the Company is unable to implement these strategies and technologies as planned without negatively impacting its expected operations or business plans, or in the event that such strategies or technologies do not perform as expected, the Company may be unable to meet its GHG emissions intensity reduction targets or goals on the current timelines, or at all.

In addition, achieving the Company's GHG emissions intensity reductions target and goals could require significant capital expenditures and resources, with the potential that the costs required to achieve such target and goals materially differ from Pembina's original estimates and expectations, which differences may be material. In addition, while the intent is to improve efficiency and increase the use of renewable and lower-carbon energy, the shift in resources and focus towards GHG

emissions reduction could have a negative impact on Pembina's operating results. The overall final cost of investing in and implementing a GHG emissions intensity reduction strategy and technologies in furtherance of such strategy, and the resultant change in the deployment of the Company's resources and focus, could have a material adverse effect on Pembina's business, financial condition and results of operations.

Risks Relating to Weather Conditions

Weather conditions (including those associated with climate change) can affect the demand for and price of natural gas and NGL. As a result, changes in weather patterns may affect Pembina's gas processing business. For example, colder winter temperatures generally increase demand for natural gas and NGL used for heating which tends to result in increased throughput volume on the Alliance Pipeline and at the Company's gas processing facilities and higher prices in the processing and storage businesses. Pembina has capacity to handle any such increased volume of throughput and storage at its facilities to meet changes in seasonal demand; however, at any given time, processing and storage capacity is finite.

Weather conditions (including those associated with climate change) may impact Pembina's ability to complete capital projects, repairs or facility turnarounds on time, potentially resulting in delays and increased costs. Weather may also affect access to Pembina's facilities, and the operations and projects of Pembina's customers or shippers, which may impact the supply and/or demand for Pembina's services. With respect to construction activities, in areas where construction can be conducted in non-winter months, Pembina attempts to schedule its construction timetables so as to minimize potential delays due to cold winter weather.

Changes and/or extreme variability in weather patterns, including with respect to the impact on the geophysical environment, as well as increases in the frequency of extreme weather events, such as floods, cyclones, hurricanes, droughts and forest fires, increases the potential risk for Pembina's assets, including operational disruptions, transportation difficulties, supply chain disruptions, employee safety incidents, and damage to assets, which may result in lower revenues, higher costs or project delays.

See also "*Risk Factors – Risks Inherent in Pembina's Business – Environmental Costs and Liabilities*"; and "*Risk Factors – Risks Inherent in Pembina's Business – Reputation*".

INTEREST OF MANAGEMENT AND OTHERS IN MATERIAL TRANSACTIONS

To the knowledge of the directors and executive officers of Pembina, none of the directors or executive officers of Pembina, and no person or company that is the direct or indirect beneficial owner of, or who exercises control or direction over, more than 10 percent of the Common Shares, and no associate or affiliate of any of the foregoing, has had any material interest, direct or indirect, in any transaction with Pembina since January 1, 2021 that has materially affected Pembina, or in any proposed transaction that would reasonably be expected to materially affect Pembina.

MATERIAL CONTRACTS

Other than as set forth herein, no contracts material to Pembina and its subsidiaries were entered into during 2023 or 2024 to date or are currently in effect, other than contracts entered into in the ordinary course of business.

LEGAL PROCEEDINGS AND REGULATORY ACTIONS

Other than as set forth herein, there are no outstanding legal proceedings, or regulatory actions, penalties or sanctions imposed by a court or regulatory body material to Pembina to which Pembina or any of its direct or indirect subsidiaries is or was a party or in respect of which any of the properties of Pembina or any of its direct or indirect subsidiaries are or were subject, during Pembina's most recent financial year, nor are there any such proceedings, actions, penalties or sanctions known to be contemplated.

REGISTRAR AND TRANSFER AGENT

The registrar and transfer agent for the Common Shares, the Subscription Receipts, the Class A Preferred Shares and the Subordinated Notes, Series 1 and the trustee for the Medium Term Notes is Computershare Trust Company of Canada, at its principal offices in Calgary, Alberta, Canada and Toronto, Ontario, Canada. The co-transfer agent and registrar for the Common Shares in the U.S. is Computershare Investor Services U.S., at its principal offices in Golden, Colorado, U.S.

INTERESTS OF EXPERTS

KPMG LLP are the auditors of the Company and have confirmed that they are independent with respect to the Company within the meaning of the relevant rules and related interpretations prescribed by the relevant professional bodies in Canada and any applicable legislation or regulations and also that they are independent accountants with respect to the Company under all relevant U.S. professional and regulatory standards.

ADDITIONAL INFORMATION

Additional information relating to Pembina filed with the Canadian securities commissions and the SEC can be found on Pembina's profile on the SEDAR+ website at www.sedarplus.ca, the EDGAR website at www.sec.gov, and on Pembina's website at www.pembina.com. Additional information, including directors' and officers' remuneration and indebtedness, principal holders of Pembina's securities and securities authorized for issuance under equity compensation plans, as applicable, is contained in Pembina's management information circular for its most recent annual meeting of Shareholders that involved the election of directors. Additional financial information relating to Pembina is provided in Pembina's Financial Statements and MD&A, which have also been filed on SEDAR+ and EDGAR.

Any document referred to in this Annual Information Form and described as being filed on SEDAR+ at www.sedarplus.ca and on EDGAR at www.sec.gov (including those documents referred to as being incorporated by reference in this Annual Information Form) may be obtained free of charge from us by contacting Pembina's Investor Relations Department by telephone (toll free 1-855-880-7404) or by email (investor-relations@pembina.com).

AUDIT COMMITTEE CHARTER



I. ROLE AND OBJECTIVES

The Audit Committee (the "Committee") of the Board of Directors (the "Board") of Pembina Pipeline Corporation (the "Corporation") has been delegated certain oversight responsibilities relating to the Corporation's financial statements, the external auditors, the internal audit function, compliance with legal and regulatory requirements and management information technology.

The Committee carries out its responsibilities with a view to the purpose of Pembina, and its role is to support Pembina's commitment to providing sustainable industry-leading total returns to investors.

The objectives of the Committee are to maintain oversight of:

- (a) the quality and integrity of Pembina's financial statements, the reporting process and effectiveness of internal controls over financial reporting;
- (b) the relationship, reports, qualifications, independence and performance of the external auditor;
- (c) the internal audit function;
- (d) the financial risk identification, assessment and management program;
- (e) compliance with legal and regulatory requirements related to financial reporting and financial controls;
- (f) management of information technology related to financial reporting and financial controls; and
- (g) maintenance of open avenues of communication among management of the Corporation, the external auditors, the internal auditors and the Board.

In this Charter, the Corporation and all entities controlled by the Corporation are collectively referred to as "Pembina".

II. MEMBERSHIP AND ACCESS

The Board will appoint members of the Committee. Each member shall serve until their successor is appointed, unless the member resigns, is removed by the Board or otherwise ceases to be a director of the Corporation.

The Committee must be composed of not less than three (3) members of the Board, each of whom must be independent pursuant to the Corporation's Director Independence Guidelines and applicable law and financially literate as determined by the Board using its business judgment. In addition, at least one (1) member must be an "audit committee financial expert" within the meaning of that term under the United States Securities Exchange Act of 1934, as amended, and the rules adopted

by the United States Securities and Exchange Commission thereunder. The Board will fill any vacancy if the Committee has less than three (3) members and may remove members by resolution.

The Board Chair will select the chair of the Committee (the "Chair") from amongst its members, in consultation with the Governance, Nominating and Corporate Social Responsibility Committee.

The Committee has the authority to retain outside financial, legal or other advisors as it determines necessary to carry out its duties, at the expense of Pembina. Pembina shall provide for appropriate funding, as determined by the Committee in its capacity as a committee of the Board, for payment of: (i) compensation to the external auditor for the purpose of preparing or issuing an audit report or performing other audit, review or attestation services for Pembina, (ii) compensation to any advisors employed by the Committee, and (iii) ordinary administrative expenses of the Committee that are necessary or appropriate in carrying out its duties.

In discharging its duties under this Charter, the Committee may: investigate any matter brought to its attention and will have access to all books, records, facilities and personnel; conduct meetings or interview any officer or employee, the Corporation's legal counsel, external auditors and consultants; and invite any such persons to attend any part of any meeting of the Committee.

The Committee has neither the duty nor the responsibility to conduct audit, accounting or legal reviews, or to ensure that the Corporation's financial statements are complete, accurate and in accordance with International Financial Reporting Standards ("IFRS") as issued by the International Accounting Standards Board ("IASB"); rather, management is responsible for the financial reporting process, internal review process, and the preparation of the Corporation's financial statements in accordance with IFRS, and the Corporation's external auditor is responsible for auditing those financial statements.

III. DUTIES AND RESPONSIBILITIES

A. Pembina's Financial Statements, the Reporting Process and Internal Controls over Financial Reporting

The Committee will meet with management, the internal auditor and the external auditor to review and discuss annual and quarterly financial statements, management's discussion and analyses ("MD&A"), the related earnings press releases, and other financial disclosures and determine whether to recommend the approval of such documents to the Board.

- (a) In connection with these procedures, the Committee will, as applicable and without limitation, review and discuss with management, internal audit and the external auditor:
 - i. the information to be included in the financial statements and financial disclosures which require approval by the Board including Pembina's annual and quarterly financial statements, notes thereto, MD&A and earnings press releases paying particular attention to any use of "pro forma", "adjusted" and "non-GAAP" information, and ensuring that adequate procedures are in place for the review of the Corporation's public disclosure of financial information extracted or derived from the financial statements;
 - ii. any significant financial reporting issues identified during the reporting period;
 - iii. any change in accounting policies, or selection or application of accounting principles, and their impact on the results and the disclosure;
 - iv. all significant risks and uncertainties identified and significant estimates and judgments made in connection with the preparation of Pembina's financial statements that may have a material impact to the financial statements;

- v. any significant deficiencies or material weaknesses identified by management, internal auditors or the external auditor, compensating or mitigating controls and final assessment and impact on disclosure;
- vi. any major issues as to the adequacy of the internal controls and any special audit steps adopted in light of material control deficiencies;
- vii. significant adjustments identified by management, internal auditor, or the external auditor and assessment of associated internal control deficiencies, as applicable;
- viii. any unresolved issues between management and the external auditor that could materially impact the financial statements and other financial disclosures;
- ix. any material correspondence with regulators, government agencies, any employee or whistleblower complaints, reports of non-compliance which raise issues regarding the Corporation's financial statements or accounting policies and significant changes in regulations which may have a material impact on the Corporation's financial statements;
- x. the effect of regulatory and accounting initiatives, as well as any off-balance sheet structures;
- xi. significant matters of concern respecting audits and financial reporting processes, including any illegal acts, that have been identified in the course of the preparation or audit of Pembina's financial statements; and
- xii. any analyses prepared by management and/or the external auditor setting forth significant financial reporting issues and judgments made in connection with the preparation of financial statements including analyses of the effects of IFRS on the financial statements.

(b) In connection with the annual audit of Pembina's financial statements, the Committee will review with the external auditor:

- i. prior to commencement of the annual audit, plans, scope, staffing, engagement terms and proposed fees;
- ii. reports or opinions to be rendered in connection therewith including the external auditor's review or audit findings report including alternative treatments of significant financial information within IFRS that have been discussed with management and associated impacts on disclosure; and
- iii. the adequacy of internal controls, any audit problems or difficulties, including:
 - a) any restrictions on the scope of the external auditor's activities or on access to requested information;
 - b) any significant disagreements with management, and management's response (including discussion among management, the external auditor and, as necessary, internal and external legal counsel);
 - c) any litigation, claim or contingency, including tax assessments and claims, that could have a material impact on the financial position of the Corporation; and
 - d) the impact on current or potential future disclosures.

- (c) In connection with its review of the annual audited financial statements and quarterly financial statements, the Committee will:
 - i. review any significant concerns raised during the Chief Executive Officer ("CEO") and Chief Financial Officer ("CFO") certifications with respect to the financial statements and Pembina's disclosure controls and internal controls. In particular, the Committee will review with the CEO, CFO, internal auditor and external auditor:
 - a) all significant deficiencies, material weaknesses or significant changes in the design or operation of Pembina's internal control over financial reporting that could adversely affect Pembina's ability to record, process, summarize and report financial information required to be disclosed by the Corporation in the reports that it files or submits under applicable securities laws, within the required time periods; and
 - b) any fraud, whether or not material, that involves management of Pembina or other employees who have a significant role in Pembina's internal control over financial reporting.
 - ii. review with the CEO, CFO and the internal auditor, Pembina's disclosure controls and procedures and, at least annually, will review management's conclusions about the efficacy of disclosure controls and procedures, including any significant deficiencies, material weaknesses or material non-compliance with disclosure controls and procedures.
- (d) The Committee will maintain a Whistleblower Policy, including procedures for the:
 - i. receipt retention and treatment of complaints received, including those regarding accounting, internal accounting controls or auditing matters; and
 - ii. confidential, anonymous submissions of concerns, including those regarding questionable accounting or auditing matters.

B. The External Auditor

The Committee, in its capacity as a committee of the Board, is directly responsible for overseeing the relationships, reports, qualifications, independence and performance of the external auditor and audit services by other registered public accounting firms engaged by the Corporation. The Committee shall have the authority and responsibility to recommend to the Board the appointment and the revocation of the appointment of the external auditors engaged for the purpose of preparing or issuing an audit report or performing other audit, review or attest services, and to fix their remuneration.

The external auditor will report directly to the Committee. The Committee's appointment of the external auditor is subject to annual approval by the shareholders.

With respect to the external auditor, the Committee is responsible for:

- (a) recommending to the Board the appointment, termination, compensation, retention and oversight of the work of the external auditor engaged by the Corporation including the review and approval of the terms of the external auditor's annual engagement letter and the proposed fees;
- (b) resolution of disagreements or disputes between management and the external auditor regarding financial reporting for audit, review or attestation services;

- (c) pre-approval of all legally permissible non-audit services to be provided by the external auditors considering the potential impact of such services on the independence of external auditors and, subject to any *de minimis* exemption available under applicable laws. Such approval can be given either specifically or pursuant to pre-approval policies and procedures adopted by the Committee including the delegation of this ability to one (1) or more members of the Committee to the extent permitted by applicable law, provided that any pre-approvals granted pursuant to any such delegation may not delegate Committee responsibilities to management of Pembina, and must be reported to the full Committee at the first scheduled meeting of the Committee following such pre-approval. In no event shall fees paid for audit and audit-related services be less than 50 percent of the total fees paid to the auditor in a fiscal year;
- (d) obtaining and reviewing, at least annually, a written report by the external auditor describing the external auditor's internal quality-control procedures, any material issues raised by the most recent internal quality-control review, or peer review, of the firm, or by any inquiry or investigation by governmental or professional authorities, within the preceding five (5) years, respecting one (1) or more independent audits carried out by the firm, and any steps taken to deal with any such issues and all relationships between the external auditors and the Corporation;
- (e) the annual review of the external auditor which assesses three (3) key factors of audit quality for the Committee to consider and assess including: independence, objectivity and professional skepticism; quality of the engagement team; and quality of communications and interactions with the external auditor.
- (f) a written comprehensive review of the external auditor is to be considered, if required, each year and completed at least every five (5) years which will include:
 - i. an assessment of the quality of services and sufficiency of resources provided by the external auditor;
 - ii. an assessment of auditor independence, objectivity and professional skepticism;
 - iii. an assessment of the value of the services provided by the external auditor;
 - iv. an assessment of the written input from the external auditor summarizing:
 - a) background of the firm, size, resources, geographical coverage, relevant industry experience, including reputational challenges, systemic audit quality issues identified by Canadian Public Accountability Board ("CPAB") and Public Company Accounting Oversight Board ("PCAOB") in public reports;
 - b) industry experience of the audit team and plans for training and development of the team;
 - c) how the external auditor demonstrated objectivity and professional skepticism during the audit;
 - d) how the firm and team met all criteria for independence including identification of all relationships that the external auditor has with the Corporation and its affiliates and steps taken to address possible institutional threats;
 - e) involvement of an engagement quality control review ("EQCR") partner and significant concerns raised by the EQCR partner;
 - f) matters raised to national office or specialists during the review;
 - g) significant disagreements between management and the external auditor and steps taken to resolve such disagreements;

h) satisfaction with communication and cooperation with management and the Committee; and

i) findings and firm responses to reviews of the Corporation by CPAB and PCAOB;

v. communication of the results of the comprehensive review of the external auditor to the Board and recommending that the Board take appropriate action, in response to the review, as required. It is understood that the Committee may recommend tendering the external auditor engagement at their discretion. In addition to rotation of the lead, EQCR and other partner as required by law as well as a cooling-off period after they are rotated off, the Committee, together with the Board, will also consider whether it is necessary to periodically rotate the external audit firm itself. It will be at the discretion of the Committee if the incumbent external auditor is invited to participate in the tendering process; and

(g) setting clear hiring policies for Pembina regarding external auditor partners and employees and former partners and employees of the present and former external auditor of the Corporation. Before any external auditor partner, senior manager or manager is offered employment by the Corporation, prior approval from the Committee Chair must be received and a one (1) year grace period must pass from the date any work was completed on a Pembina audit engagement before an external auditor employee can be considered for contract or employment by the Corporation.

C. The Internal Audit Process

The Committee, in its capacity as a committee of the Board, will carry out the following responsibilities with regard to the internal audit function:

- (a) review with management and the Head of Internal Audit the activities, staffing, and organizational structure of internal audit, including the competencies and performance of employees in the Corporation's internal audit department;
- (b) review and approve any changes to the internal audit charter;
- (c) have final authority to review and approve the annual internal audit plan and all major changes to the plan;
- (d) annually convey its view of the performance of the Head of Internal Audit to the Senior Vice President and CFO as input into the compensation approval process;
- (e) ensure there are no unjustified restrictions or limitations, and review and concur in the appointment, replacement, or dismissal of the Head of Internal Audit; and
- (f) on a regular basis, meet separately with the Head of Internal Audit to discuss any matters that the Committee or the Head of Internal Audit believes should be discussed privately.

D. Other

The Committee will also:

- (a) meet separately with management, the CFO, the internal auditor, the external auditor and, as is appropriate, internal and external legal counsel and independent advisors in respect of issues not elsewhere listed concerning any other audit, finance or financial risk matters;
- (b) review the appointment of the CFO and any other key financial executives who are involved in the financial reporting process;

- (c) review the Corporation's information technology practices and developments as they relate to financial reporting;
- (d) from time to time discuss the staffing levels and competencies of the finance team with the external auditor;
- (e) oversee the Corporation's hedging strategy;
- (f) at least annually, review a report on the Corporation's annual insurance coverage including the risk retention philosophy and resulting uninsured exposure, if any, including corporate liability protection programs for directors and officers;
- (g) review incidents, alleged or otherwise, as reported by whistleblowers, management, the internal auditor, the external auditor, internal or external counsel or otherwise, relating to fraud, conflicts of interest, or illegal acts pertaining to financial statement disclosures, accounting, internal accounting controls or auditing matters and establish procedures for receipt, treatment and retention of records of incident investigations;
- (h) assist with Board oversight in respect of issues not elsewhere listed concerning the integrity of Pembina's financial statements, its compliance with legal and regulatory requirements, the independent auditor's qualifications and independence, and the performance of Pembina's internal audit function and independent auditors;
- (i) monitor the funding exposure of the Corporation's pension plan;
- (j) receive and review reports from the Corporation's Pension Committee and recommend or approve changes as appropriate with respect to risk management of pension assets and liabilities, actuarial valuation as required by statute, the Statement of Investment Policies and Procedures, funding policy and corporate performance for the pension plans, and jointly with the Human Resources and Compensation Committee, report on the status of the pension plans to the Board at least annually; and
- (k) have the authority and responsibility to recommend the appointment and the revocation of the appointment of registered public accounting firms (in addition to the external auditors) engaged for the purpose of preparing or issuing an audit report or performing other audit, review or attest services, and to fix their remuneration.

IV. COMMITTEE MEETINGS

The Committee will meet quarterly, or more frequently at the discretion of the members of the Committee, as circumstances require.

Additionally, the external auditor may call a meeting of the Committee provided the external auditor abides by the notice requirements set forth below.

Notice of each meeting of the Committee will be given to each member and to the internal and external auditors who are invited to attend each meeting of the Committee. The notice will:

- (a) be in writing (which may be communicated by email);
- (b) be accompanied by an agenda that states the nature of the business to be transacted at the meeting in reasonable detail;
- (c) be given at least 48 hours preceding the time stipulated for the meeting, unless notice is waived by the Committee members; and

- (d) if documentation is to be considered at the meeting, it should be provided seven (7) days in advance of the meeting if practicable, and in any event with reasonably sufficient time to review documentation. Under some circumstances, due to the confidential nature of matters to be discussed at the meeting, it may not be prudent or appropriate to distribute materials in advance.

A quorum for a meeting of the Committee is a majority of the members present in person or by means of electronic, telephone or other communications facilities that permit all persons participating to hear each other.

If the Chair is not present at a meeting of the Committee, a Chair will be selected from among the members present. The Chair will not have a second or deciding vote in the event of an equality of votes.

In conjunction with each Committee meeting, the Committee will hold an in-camera session, without management, employees or internal or external auditors present, and will meet in separate sessions with each of the CFO, the Head of Internal Audit and the lead partner of the external auditor at least annually.

The Committee may invite others to attend any part of any meeting of the Committee as it deems appropriate. This includes other directors, members of management, any employee, the Corporation's legal counsel, external auditors, advisors and consultants.

Minutes will be kept of all meetings of the Committee. The minutes will include copies of all resolutions passed at each meeting, will be maintained with the Corporation's records and will be available for review by members of the Committee, the Board, the external auditor and as required pursuant to applicable law.

V. ADDITIONAL RESPONSIBILITIES

A. Review of Charter

The Committee shall review and reassess the adequacy of this Charter at least annually or otherwise, as it deems appropriate, and propose recommended changes to the Governance, Nominating and Corporate Social Responsibility Committee.

B. Review of Policies

The Committee shall review proposed changes to Board policies relating to the matters set out in this Charter, annually or as it otherwise deems appropriate.

C. Financial Risk Management

The Committee shall provide oversight of financial risk management with respect to the areas outlined in this Charter.

D. Evaluation

The assessment of the Committee shall be facilitated annually by the Board Chair.

E. Disclosure Documents

The Committee will prepare reports, if and when required, for inclusion in the Corporation's disclosure documents.

F. Reporting and Board Advisory Role

The Committee shall report regularly to the Board on its activities, including the results of meetings and reviews undertaken, and any associated recommendations. The Committee shall periodically facilitate and promote education of the Board with regard to the matters set out in this Charter, including education sessions with external consultants at the Committee's discretion.

The Committee shall facilitate information sharing with other Board committees as required to address matters of mutual interest or concern in respect of matters set out in this Charter. The Committee will perform such other functions as are assigned by law and the Corporation's by-laws, and on the instructions of the Board.

**CERTIFICATION REQUIRED BY RULE 13a-14(a) OR RULE 15d-14(a) UNDER THE
SECURITIES EXCHANGE ACT OF 1934, AS ADOPTED PURSUANT
TO SECTION 302 OF THE SARBANES-OXLEY ACT OF 2002**

I, J. Scott Burrows, certify that:

1. I have reviewed this annual report on Form 40-F of Pembina Pipeline Corporation;
2. Based on my knowledge, this report does not contain any untrue statement of a material fact or omit to state a material fact necessary to make the statements made, in light of the circumstances under which such statements were made, not misleading with respect to the period covered by this report;
3. Based on my knowledge, the financial statements, and other financial information included in this report, fairly present in all material respects the financial condition, results of operations and cash flows of the issuer as of, and for, the periods presented in this report;
4. The issuer's other certifying officer and I are responsible for establishing and maintaining disclosure controls and procedures (as defined in Exchange Act Rules 13a-15(e) and 15d-15(e)) and internal control over financial reporting (as defined in Exchange Act Rules 13a-15(f) and 15d-15(f)) for the issuer and have:
 - (a) Designed such disclosure controls and procedures, or caused such disclosure controls and procedures to be designed under our supervision, to ensure that material information relating to the issuer, including its consolidated subsidiaries, is made known to us by others within those entities, particularly during the period in which this report is being prepared;
 - (b) Designed such internal control over financial reporting, or caused such internal control over financial reporting to be designed under our supervision, to provide reasonable assurance regarding the reliability of financial reporting and the preparation of financial statements for external purposes in accordance with generally accepted accounting principles;
 - (c) Evaluated the effectiveness of the issuer's disclosure controls and procedures and presented in this report our conclusions about the effectiveness of the disclosure controls and procedures, as of the end of the period covered by this report based on such evaluation; and
 - (d) Disclosed in this report any change in the issuer's internal control over financial reporting that occurred during the period covered by the annual report that has materially affected, or is reasonably likely to materially affect, the issuer's internal control over financial reporting;
5. The issuer's other certifying officer and I have disclosed, based on our most recent evaluation of internal control over financial reporting, to the issuer's auditors and the audit committee of the issuer's board of directors (or persons performing the equivalent function):
 - (a) All significant deficiencies and material weaknesses in the design or operation of internal control over financial reporting which are reasonably likely to adversely affect the issuer's ability to record, process, summarize and report financial information; and
 - (b) Any fraud, whether or not material, that involves management or other employees who have a significant role in the issuer's internal control over financial reporting.

Date: February 22, 2024

/s/ "J. Scott Burrows"

Name: J. Scott Burrows

Title: President and Chief Executive Officer

**CERTIFICATION REQUIRED BY RULE 13a-14(a) OR RULE 15d-14(a) UNDER THE
SECURITIES EXCHANGE ACT OF 1934, AS ADOPTED PURSUANT
TO SECTION 302 OF THE SARBANES-OXLEY ACT OF 2002**

I, Cameron J. Goldade, certify that:

1. I have reviewed this annual report on Form 40-F of Pembina Pipeline Corporation;
2. Based on my knowledge, this report does not contain any untrue statement of a material fact or omit to state a material fact necessary to make the statements made, in light of the circumstances under which such statements were made, not misleading with respect to the period covered by this report;
3. Based on my knowledge, the financial statements, and other financial information included in this report, fairly present in all material respects the financial condition, results of operations and cash flows of the issuer as of, and for, the periods presented in this report;
4. The issuer's other certifying officer and I are responsible for establishing and maintaining disclosure controls and procedures (as defined in Exchange Act Rules 13a-15(e) and 15d-15(e)) and internal control over financial reporting (as defined in Exchange Act Rules 13a-15(f) and 15d-15(f)) for the issuer and have:
 - (a) Designed such disclosure controls and procedures, or caused such disclosure controls and procedures to be designed under our supervision, to ensure that material information relating to the issuer, including its consolidated subsidiaries, is made known to us by others within those entities, particularly during the period in which this report is being prepared;
 - (b) Designed such internal control over financial reporting, or caused such internal control over financial reporting to be designed under our supervision, to provide reasonable assurance regarding the reliability of financial reporting and the preparation of financial statements for external purposes in accordance with generally accepted accounting principles;
 - (c) Evaluated the effectiveness of the issuer's disclosure controls and procedures and presented in this report our conclusions about the effectiveness of the disclosure controls and procedures, as of the end of the period covered by this report based on such evaluation; and
 - (d) Disclosed in this report any change in the issuer's internal control over financial reporting that occurred during the period covered by the annual report that has materially affected, or is reasonably likely to materially affect, the issuer's internal control over financial reporting;
5. The issuer's other certifying officer and I have disclosed, based on our most recent evaluation of internal control over financial reporting, to the issuer's auditors and the audit committee of the issuer's board of directors (or persons performing the equivalent function):
 - (a) All significant deficiencies and material weaknesses in the design or operation of internal control over financial reporting which are reasonably likely to adversely affect the issuer's ability to record, process, summarize and report financial information; and
 - (b) Any fraud, whether or not material, that involves management or other employees who have a significant role in the issuer's internal control over financial reporting.

Date: February 22, 2024

/s/ "Cameron J. Goldade"

Name: Cameron J. Goldade

Title: Senior Vice President & Chief Financial Officer

**CERTIFICATION PURSUANT TO 18 U.S.C. SECTION 1350,
AS ADOPTED PURSUANT TO SECTION 906
OF THE SARBANES-OXLEY ACT OF 2002**

In connection with the Annual Report of Pembina Pipeline Corporation (the "Company") on Form 40-F for the year ended December 31, 2023, as filed with the Securities and Exchange Commission on the date hereof (the "Report"), I, J. Scott Burrows, President and Chief Executive Officer of the Company, certify, pursuant to 18 U.S.C. Section 1350, as adopted pursuant to Section 906 of the Sarbanes-Oxley Act of 2002, that to the best of my knowledge:

1. The Report fully complies with the requirements of Section 13(a) or 15(d) of the Securities Exchange Act of 1934; and
2. The information contained in the Report fairly represents, in all material respects, the financial condition and results of the operations of the Company.

Date: February 22, 2024

/s/ "J. Scott Burrows"

J. Scott Burrows

President and Chief Executive Officer

**CERTIFICATION PURSUANT TO 18 U.S.C. SECTION 1350,
AS ADOPTED PURSUANT TO SECTION 906
OF THE SARBANES-OXLEY ACT OF 2002**

In connection with the Annual Report of Pembina Pipeline Corporation (the "Company") on Form 40-F for the year ended December 31, 2023, as filed with the Securities and Exchange Commission on the date hereof (the "Report"), I, Cameron J. Goldade, Senior Vice President & Chief Financial Officer of the Company, certify, pursuant to 18 U.S.C. Section 1350, as adopted pursuant to Section 906 of the Sarbanes-Oxley Act of 2002, that to the best of my knowledge:

1. The Report fully complies with the requirements of Section 13(a) or 15(d) of the Securities Exchange Act of 1934; and
2. The information contained in the Report fairly represents, in all material respects, the financial condition and results of the operations of the Company.

Date: February 22, 2024

/s/ "Cameron J. Goldade"

Cameron J. Goldade

Senior Vice President & Chief Financial Officer

CLAWBACK POLICY



I. PURPOSE OF THE POLICY

Pembina Pipeline Corporation (the “**Corporation**”) has publicly traded securities on the New York Stock Exchange (“**NYSE**”). This Policy has been adopted by Pembina in accordance with NYSE listing requirements.

The purpose of this Policy is to clarify when the Corporation may be required to recoup incentive-based compensation from an Executive Officer.

II. SCOPE AND APPLICATION

Application of Policy

This Policy applies in the event of any restatement (“**Restatement**”) of the Corporation’s interim or annual financial statements due to its material non-compliance with financial reporting requirements under applicable securities laws.

For clarity, this Policy does not apply to restatements of the Corporation’s financial statements that are not caused by non-compliance with financial reporting requirements, such as, but not limited to, a retrospective: (a) application of a change in accounting principles; (b) revision to reportable segment information due to a change in the organizational structure of the Corporation; (c) reclassification due to a discontinued operation; (d) application of a change in reporting entity, such as from a reorganization of entities under common control; (e) adjustment to provision amounts in connection with a prior business combination; and (f) revision for stock splits, reverse stock splits or share consolidations, dividends or other changes in capital structure.

This Policy applies to: (i) all Incentive-Based Compensation (as defined below) received on or after October 2, 2023 (the “**Effective Date**”), as required by Rule 10D-1 of the U.S. Securities Exchange Act of 1934 (“**Rule 10-D**”); (ii) bonus or other incentive-based or equity-based compensation required to be reimbursed pursuant to Rule 304 of the Sarbanes-Oxley Act of 2002; and (iii) any other bonus or incentive-based or equity-based compensation that the Board, in its sole discretion, elects to clawback under this policy, as described herein.

Executive Officers Subject to the Policy

This Policy applies only to those executives of the Corporation who serve or served as an “executive officer” of Pembina, as such term is defined under Rule 10D (“**Executive Officers**”) at any time during the Clawback Period (as defined below). An “Executive Officer” includes the Corporation’s current or former CEO, CFO, Vice President, Accounting (or any other current or former officer or person who performs or performed a similar role for the Corporation), any senior vice-president of the Corporation, and any other current or former officer or person who performs or performed a significant policy-making function for the Corporation, including executive officers of the Corporation’s subsidiaries, if they perform such policy-making functions.

All Executive Officers are subject to this Policy, even if an Executive Officer had no responsibility for the financial statement errors which required a Restatement.

Definitions

In this Policy:

"**Board**" or "**Board of Directors**" means the board of directors of the Corporation from time to time;

"**CEO**" means the President and Chief Executive Officer of the Corporation;

"**CFO**" means the Senior Vice President and Chief Financial Officer of the Corporation;

"**Corporation**" means Pembina Pipeline Corporation;

"**NYSE**" means the New York Stock Exchange;

"**Pembina**" means collectively, the Corporation and its subsidiaries;

"**Policy**" means this Clawback Policy; and

"**SEC**" means the United States Securities and Exchange Commission.

III. COMPENSATION SUBJECT TO POLICY

This Policy applies to any Incentive-Based Compensation "received" by an Executive Officer during the Clawback Period (as such terms are defined below).

Incentive- Based Compensation

Incentive-based compensation includes ("**Incentive-Based Compensation**"):

- (a) incentive awards paid or granted to an Executive Officer under the Corporation's incentive compensation plans;
- (b) stock options or equity-based awards (or any amount attributable to such awards) paid or granted to an Executive Officer under the Corporation's incentive compensation plans; and
- (c) any other incentive-based compensation (including any cash or equity compensation) that is paid, vested, earned or granted pursuant any other award made by the Corporation to the Executive Officer,

in each case based wholly or in part upon the attainment of a "financial reporting measure".

Financial reporting measures are measures that are determined and presented in accordance with the accounting principles used in preparing the Corporation's financial statements and any measures derived wholly or in part from such financial information (including, but not limited to, non-GAAP measures, share price and total shareholder return).

For clarity, "Incentive-Based Compensation" does not include:

- (a) base annual salary;
- (b) compensation which is awarded based solely on service to the Corporation (e.g. a time-vested awards); or
- (c) compensation which is awarded based solely on non-financial reporting measures, subjective standards, strategic measures (e.g. completion of a merger) or operational measures (e.g. attainment of a certain market share).

Claw-Back Period and Performance Period

The Clawback Period consists of any of the three completed fiscal years immediately preceding: (a) the date that the Board concludes, or reasonably should have concluded, that the Corporation is required to prepare a Restatement, or (b) the date that a court, regulator, or other legally authorized body directs the Corporation to prepare a Restatement.

For purposes of this Policy, Incentive-Based Compensation is deemed “received” in the fiscal period during which the applicable financial reporting measure (as specified in the terms of the award) is attained (the “**Performance Period**”), even if the payment or grant occurs after the end of that fiscal period.

For the avoidance of doubt, the Clawback Period with respect to an Executive Officer applies to Incentive-Based Compensation received by the Executive Officer (a) after beginning services as an Executive Officer (including compensation derived from an award authorized before the individual is newly hired as an Executive Officer, e.g. inducement grants) and (b) if that person served as an Executive Officer at any time during the Performance Period for such Incentive-Based Compensation.

IV. AMOUNT TO BE REPAYED

Subject to the limitations set forth below under “Repayment of Recoverable Amount”, the amount of Incentive-Based Compensation that must be repaid by the Executive Officer is the amount of Incentive-Based Compensation previously received by the Executive Officer that exceeds the amount of Incentive-Based Compensation that the Executive Officer otherwise would have received had such Incentive-Based Compensation been determined based on the Restatement (the “**Recoverable Amount**”).

Determining the Recoverable Amount

After a Restatement, the Corporation will recalculate the applicable financial reporting measure and the Recoverable Amount in accordance with SEC and the NYSE rules. The Corporation will determine whether, based on that financial reporting measure as calculated relying on the original financial statements, the Executive Officer received a greater amount of Incentive-Based Compensation than would have been received applying the recalculated financial measure.

Where Incentive-Based Compensation is based only in part on the achievement of a financial reporting measure, the Corporation will determine the portion of the original Incentive-Based Compensation derived from the financial reporting measure which was restated and will recalculate the affected portion based on the restated financial reporting measure to determine the Recoverable Amount.

For Incentive-Based Compensation that is not subject to mathematical recalculation directly from the information in an accounting restatement (e.g., Incentive-Based Compensation based on share price or total shareholder return):

(a) the Recoverable Amount shall be based on a reasonable estimate of the effect of the accounting restatement on the share price or total shareholder return upon which the Incentive-Based Compensation was received; and

(b) the Corporation shall maintain and provide documentation of the determination of that reasonable estimate to the NYSE.

Recoverable Amounts must be calculated on a pre-tax basis to ensure that the Corporation recovers the full amount of Incentive-Based Compensation that was erroneously awarded.

Equity Compensation

If equity compensation is recoverable due to being granted to the Executive Officer (when the accounting results were the reason the equity compensation was granted) or vested by the Executive Officer (when the accounting results were the reason the equity compensation was vested), in each case during the Clawback Period, the Corporation will recover the excess portion of the equity award that would not have been granted or vested based on the Restatement, as follows:

- (a) if the equity award is still outstanding, the Executive Officer will forfeit the excess portion of the award;
- (b) if the equity award has been exercised or settled into shares (the “**Underlying Shares**”), and the Executive Officer still holds the Underlying Shares, the Corporation will recover the number of Underlying Shares relating to the excess portion of the award (less any exercise price paid for the Underlying Shares); and
- (c) if the Underlying Shares have been sold by the Executive Officer, the Corporation will recover the proceeds received by the Executive Officer from the sale of the Underlying Shares relating to the excess portion of the award (less any exercise price paid for the Underlying Shares).

Repayment of Recoverable Amount

The Human Resources, Health and Compensation Committee will take such action as it deems appropriate, in its sole and absolute discretion, to reasonably promptly to recover the Recoverable Amount, unless the Human Resources, Health and Compensation Committee determines that it would be impracticable to recover such amount because:

- (a) the Corporation has made a reasonable and documented attempt to recover the Recoverable Amount and has determined that the direct costs of enforcing recovery would exceed the Recoverable Amount, or
- (b) recovery would likely cause an otherwise tax-qualified retirement plan, under which benefits are broadly available to employees of the Corporation, to fail to meet the requirements of 26 U.S.C. 401(a)(13) or 26 U.S.C. 411(a) and regulations thereunder, or
- (c) if the recovery of the incentive-based compensation would, based on an opinion of legal counsel, violate the laws of the Province of Alberta and the federal laws of Canada applicable therein.

In no event shall the Corporation be required to award Executive Officers an additional payment if the restated or accurate financial results would have resulted in a higher incentive compensation payment.

V. ADDITIONAL CLAWBACK REQUIRED BY SECTION 304 OF THE SARBANES-OXLEY ACT OF 2002

In addition to the provisions described above, if the Corporation is required to prepare an accounting restatement due to the material noncompliance of the Corporation, with any financial reporting requirement under securities laws as a result of misconduct, then, in accordance with Section 304 of the Sarbanes-Oxley Act of 2002, the CEO and CFO (at the time the financial document embodying such financial reporting requirement was originally issued) shall reimburse the Corporation for:

- (a) any bonus or other incentive-based or equity-based compensation received from the Corporation during the 12-month period following the first public issuance or filing with the SEC (whichever first occurs) of such financial document; and
- (b) any profits realized from the sale of securities of the Corporation during that 12-month period.

To the extent that subsections II, III and IV of this Policy (the “**Rule 10D-1 Clawback Requirements**”) would provide for recovery of Incentive-Based Compensation recoverable by the Corporation pursuant to Section 304 of the Sarbanes-Oxley Act, in accordance with this subsection V (the “**Sarbanes-Oxley Clawback Requirements**”) and/or any other recovery obligations (including pursuant to employment agreements, or plan awards), the amount such Executive Officer has already reimbursed the Corporation shall be credited to the required recovery under the Rule 10D-1 Clawback Requirements. Recovery pursuant to the Rule 10D-1 Clawback Requirements does not preclude recovery under the Sarbanes-Oxley Clawback Requirements, to the extent any applicable amounts have not been reimbursed to the Corporation.

VI. ADDITIONAL CLAWBACKS AT THE DISCRETION OF THE BOARD

Notwithstanding anything to the contrary in this policy, if the Corporation is required to prepare an accounting restatement due to material non-compliance with any financial reporting requirement under any applicable securities law and/or any act of fraud breach of fiduciary duty or willful or reckless misconduct in the performance of the Executive Officer’s duties that resulted in or contributed to the restatement, the Board may, in its sole discretion, determine to recover, on an after-tax basis, any incentive-based compensation paid or granted to any Executive Officer, including (a) the Executive Officer’s incentive awards paid or granted under the Corporation’s annual or long-term cash incentive compensation program; (b) any stock options or other equity-based awards (or any amount attributable to such awards) paid or granted to the Executive Officer under the Corporation’s long-term equity incentive programs; and (c) any other incentive-based compensation paid or granted pursuant any other award made by the Corporation to the Executive Officer, up to an aggregate amount that shall not exceed the difference between (i) the value of the incentive-based compensation paid or granted to such Executive Officer during the Clawback Period and (ii) the value of the incentive-based compensation that would have been paid or granted to such Executive Officer in the absence of such accounting restatement and/or any related act of fraud or breach of fiduciary duty or willful or reckless misconduct, as determined in good faith by the Board. For the avoidance of doubt, the amount of incentive-based compensation that the Board may elect to clawback pursuant to this provision may exceed the amount that the Corporation is required to clawback pursuant to applicable law; provided, that this provision shall be applied without duplication of any amount required to be clawed back pursuant to applicable law.

VII. INDEMNIFICATION

The Corporation will not indemnify or provide insurance to cover any repayment of Incentive-Based Compensation in accordance with this Policy.

VIII. REVIEWED AND APPROVED

The CFO and the Senior Vice President, Corporate Services Officer are the officers responsible for this Policy.

This Policy will be reviewed by the Human Resources, Health and Compensation Committee at least annually, who will recommend any changes to the Board for approval.

This Policy was approved by the Board of Directors of the Corporation on November 2, 2023.

IX. RELATED POLICIES

The following policies relate to the subject matter of this Policy:

- Code of Ethics Policy (Canada)
- Code of Ethics Policy (US)
- Whistleblower Policy

X. SUPPORTING DOCUMENTS

Rules and Conventions in support of this Policy may be created and approved by the CFO and the Senior Vice President, Corporate Services Officer.



KPMG LLP
205 5th Avenue SW
Suite 3100
Calgary AB T2P 4B9
Telephone (403) 691-8000
Fax (403) 691-8008
www.kpmg.ca

Consent of Independent Registered Public Accounting Firm

The Board of Directors of Pembina Pipeline Corporation:

We consent to the use of:

- our report dated February 22, 2024, on the consolidated financial statements of Pembina Pipeline Corporation (the "Entity") which comprise the consolidated statements of financial position as at December 31, 2023 and December 31, 2022, the related consolidated statements of earnings and comprehensive income, changes in equity, and cash flows for each of the years then ended, and the related notes (collectively the "consolidated financial statements"), and
- our report dated February 22, 2024 on the effectiveness of the Entity's internal control over financial reporting as of December 31, 2023

each of which is included in the Annual Report on Form 40-F of the Entity for the fiscal year ended December 31, 2023.

We also consent to the incorporation by reference of such reports in the Registration Statement No. 333-261207 on Form F-10 of the Entity.

/s/ KPMG LLP

Chartered Professional Accountants
Calgary, Canada
February 22, 2024